



Pictured Above: 30" Charred Majestic Oak Gas Log Set (see page 6)

## TABLE OF CONTENTS

SECTION	DESCRIPTION	PAGE
I	Standard Gas Log Sets Only - <i>Charred Series, Designer Series &amp; Classic Series</i>	6-7
II	Fyre Spheres & Gas Log Sets for P45 Burner	7
III	Standard Burner Systems Only - <i>Gas Log Burners and Glass Burners</i>	8-9
IV	See-Thru Gas Log Sets Only - <i>Charred Series, Designer Series &amp; Classic Series</i>	10
V	See-Thru Burner Systems Only - <i>Gas Log Burners and Glass Burners</i>	10-11
VI	Specialty Gas Logs & Burners - <i>G31, G52 &amp; EC Burner Systems</i>	11-12
VII	Glass Media & GEO Shapes - <i>Fyre Glass, Reflective Fyre Glass, Fyre Gems, Diamond Nuggets &amp; Geo Shapes</i>	13
VIII	Safety Control Systems & Remote Compatible Options	14
IX	Accessories	15-16

**RH PETERSON** co.

14724 Proctor Avenue • City of Industry, CA 91746 • Website: [www.rhpeterson.com](http://www.rhpeterson.com) • Phone (626) 369-5085 • Fax (626) 369-5979  
**SUPERSEDES ALL OTHER PRICE LISTS • PRICES SUBJECT TO CHANGE WITHOUT NOTICE • ALL PRICES FOB FACTORY, TERMS: NET 30 DAYS**

# To use this Price Sheet -

## 1. Select log style design or contemporary media.



### Purchase Info. Key

- For all model numbers: \*\*= Insert Size
- All prices: \$
- Weight: #

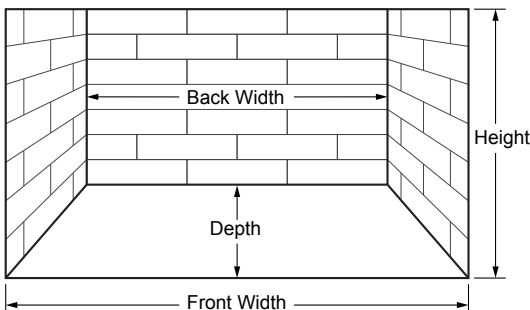
GAS LOG STYLE CODES		CONTEMPORARY MEDIA CODES	
<b>CHARRED SERIES</b>	<b>DESIGNER SERIES</b>	<b>FYRE GLASS SERIES</b>	<b>FYRE GEMS SERIES</b>
<b>CHD:</b> Charred Oak <b>HCHR:</b> Burnt Rustic Oak <b>CHS:</b> Charred Split <b>HCHS:</b> Burnt Split Oak <b>CHRRSO:</b> Charred Rugged Split Oak <b>CHAO:</b> Charred American Oak <b>CHCR:</b> Charred Cedar <b>CHRED:</b> Charred Red Oak <b>CHF:</b> Charred Forest Oak <b>CHN:</b> Charred Northern Oak <b>CHDS:</b> Charred Oak Stack <b>CHB:</b> Charred Royal English Oak <b>PN:</b> Pioneer Oak <b>CHGO:</b> Charred Grizzly Oak <b>CHMJ:</b> Charred Majestic Oak <b>CHNA:</b> Charred Angel Oak <b>CHNS:</b> Charred Angel Split Oak <b>ENO:</b> Charred Evergreen Oak <b>ENS:</b> Charred Evergreen Split Oak	<b>RDP:</b> Golden Oak Designer Plus <b>HRD:</b> Rustic Oak Designer <b>FO:</b> Forest Oak <b>AO:</b> American Oak <b>RED:</b> Red Oak <b>S:</b> Split Oak <b>SDP:</b> Split Oak Designer Plus <b>RRSO:</b> Rugged Split Oak <b>WS:</b> Woodstack <b>WO:</b> Woodland Oak <b>MBW:</b> Mountain Birch <b>W:</b> White Birch <b>WCF:</b> Western Campfyre <b>BD:</b> Royal English Oak Designer <b>V:</b> Old English Coal Grate <b>MP:</b> Mammoth Pine <b>MCO:</b> Mountain Crest Oak <b>MCS:</b> Mountain Crest Split Oak	<b>GL-F:</b> Azuria <b>GL-B:</b> Black <b>GL-Z:</b> Bronze <b>GL-N:</b> Caribbean Blue <b>GL-C:</b> Clear <b>GL-E:</b> Emerald <b>GL-S:</b> Sapphire <b>GL-W:</b> Star Fyre <b>REFLECTIVE FYRE GLASS SERIES</b> <b>GL-FR:</b> Azuria Reflective <b>GL-BR:</b> Black Reflective <b>GL-ZR:</b> Bronze Reflective <b>GL-NR:</b> Caribbean Blue Reflective <b>GL-QR:</b> Copper Reflective <b>GL-ER:</b> Emerald Reflective <b>GL-HR:</b> Gold Reflective <b>GL-CR:</b> Champagne Reflective	<b>GLG-B:</b> Black Granite <b>GLG-J:</b> Black Pearl <b>GLG-T:</b> Blue Topaz <b>GLG-D:</b> Champagne <b>GLG-A:</b> Deep Amber <b>GLG-E:</b> Emerald <b>GLG-C:</b> Glacier <b>GLG-M:</b> Mint <b>GLG-S:</b> Sapphire <b>GLG-RY:</b> Ruby <b>DIAMOND NUGGETS SERIES</b> <b>GLD-C:</b> Clear <b>GLD-SB:</b> Steel Blue <b>GLD-R:</b> Rosé <b>GLD-E:</b> Emerald <b>GLD-PB:</b> Pacific Blue <b>GLD-DB:</b> Deep Black <b>GLD-BL:</b> Black Luster
See pages 10 & 11 for See-thru Gas Log Sets	<b>CLASSIC SERIES</b>	<b>FOR P45 BURNER</b>	<b>GEO SHAPES &amp; RIVER ROCK</b>
	<b>R:</b> Golden Oak <b>HR:</b> Rustic Oak <b>RRO:</b> Rugged Oak <b>PO:</b> Post Oak <b>B:</b> Royal English Oak <b>CDR:</b> Coastal Driftwood	<b>EB:</b> Epic Black Fyre Spheres <b>GS:</b> Graystone Fyre Spheres <b>SO:</b> Shoreline Designer Oak <b>SDW:</b> Shoreline Driftwood	See Pages 13 & 16

## 2. Select burner system.



BURNER STYLE CODES	
<b>LISTED BURNERS</b>	<b>ANSI CERTIFIED BURNERS</b>
<b>G4:</b> Glowing Ember <b>GX4:</b> Heavy Duty Glowing Ember <b>VG4-C:</b> Coal Grate Assembly <b>G45:</b> Triple T Burner <b>G45-SS:</b> Triple T Stainless Steel <b>GX45:</b> Heavy Duty Triple T Burner <b>G45-GL:</b> Triple T Glass Burner <b>G45-GL-SS:</b> Triple T Stainless Glass <b>G52:</b> Radiant Fyre Burner <b>P:</b> Flame Pan <b>PB:</b> Pan Burner (For Glass) <b>EC:</b> Epic Massive Burner	<b>G45(A):</b> Triple T Burner <b>G45(A)-SS:</b> Triple T Stainless Steel <b>G45-GL(A):</b> Triple T Glass Burner <b>G45-GL-SS:</b> Triple T Stainless Glass <b>G46:</b> Glowing Ember <b>PB(A):</b> Pan Burner (For Glass) <b>P45:</b> Tapered Pan Burner <b>G22-GL:</b> Contemporary Glass <b>G31:</b> 3-Tiered Burner
See pages 10 & 11 for See-thru Burner Systems	

## 3. Select size.



## 4. Select Controls

(Page 14)



## 5. Select Accessories

(Pages 15-16)



## CHARRED SERIES



CHARRED OAK  
(CHD) ‡



BURNT RUSTIC OAK  
(HCHR)



CHARRED SPLIT  
(CHS)



BURNT SPLIT OAK  
(HCHS)



CHARRED RUGGED  
SPLIT OAK (CHRRSO) ‡



CHARRED AMERICAN  
OAK (CHAO) ‡



CHARRED CEDAR  
(CHCR)



CHARRED RED OAK  
(CHRED)



CHARRED FOREST OAK  
(CHF)



CHARRED NORTHERN  
(CHN)



CHARRED OAK STACK  
(CHDS)



CHARRED ROYAL  
ENGLISH OAK (CHB) \* ‡



PIONEER OAK  
(PN) \*



CHARRED GRIZZLY OAK  
(CHGO) \*



CHARRED MAJESTIC  
OAK (CHMJ) \*



CHARRED ANGEL OAK  
(CHNA)



CHARRED ANGEL SPLIT  
OAK (CHNS)

## DESIGNER SERIES



GOLDEN OAK  
DESIGNER PLUS (RDP) ‡



RUSTIC OAK  
DESIGNER (HRD)



FOREST OAK  
(FO)



AMERICAN OAK  
(AO) ‡



RED OAK  
(RED)



SPLIT OAK  
(S)



SPLIT OAK  
DESIGNER PLUS (SDP) ‡



RUGGED SPLIT OAK  
(RRSO) ‡



WOODSTACK  
(WS)



WOODLAND OAK  
(WO)



MOUNTAIN BIRCH  
(MBW) ‡



WHITE BIRCH  
(W)



WESTERN CAMPFIRE  
(WCF)



ROYAL ENGLISH OAK  
DESIGNER (BD) \*



OLD ENGLISH  
COAL GRATE (VG4)


## CLASSIC SERIES



GOLDEN OAK  
(R) ‡



RUSTIC OAK  
(HR)



RUGGED OAK  
(RRO)



POST OAK  
(PO)



ROYAL ENGLISH OAK  
(B) \*

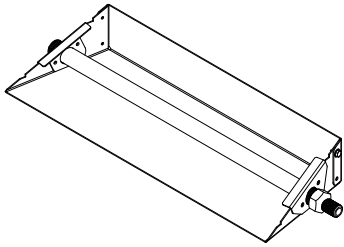


COASTAL DRIFTWOOD  
(CDR) ‡

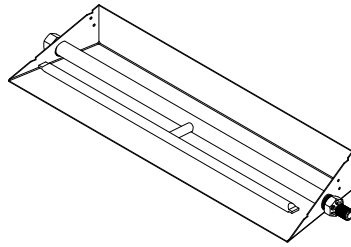
\* Use with Heavy Duty Burner System (GX4 & GX45)

‡ Available as a See-Thru Set (See Section IV)

## G4 & G45/G45-GL LISTED BURNER SYSTEMS



**G4, GX4**  
Burners



**G45, GX45 & G45-GL \***  
Burners

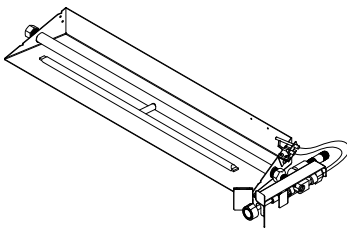
**G4 & G45 Burner Systems are Listed up to 30" and include:**

Burner, Custom Grate, Glowing Embers, Sand(NG) or Vermiculite(LP), Burner Clips, Flex Connector Kit & Damper Clamp.

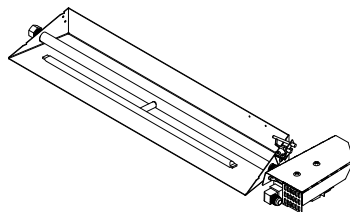
\* **"GL" Burners** include Stainless Glass Screen and **Do Not** Include Custom Grate or Glowing Embers.

Shipped for use with Natural Gas. Specify if for Propane Gas by adding a **"P"** to the model number (e.g. G45-24**P**) and add **\$145** for required **SPK-26**.

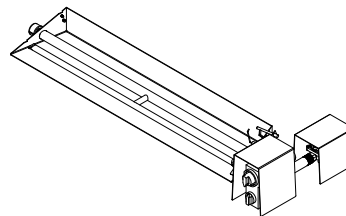
## G45/G45-GL ANSI CERTIFIED BURNER SYSTEMS



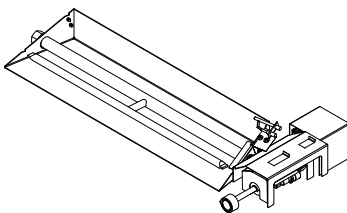
**G45-NA(SS) & G45-GL-NA(SS) \***  
Burner



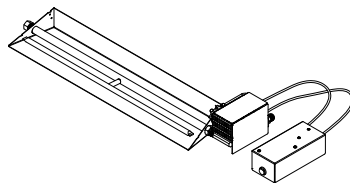
**G45-11(SS) & G45-GL-11(SS) \***  
Burner



**G45-15(SS) & G45-GL-15(SS) \***  
Burner



**G45-17(SS) & G45-GL-17(SS) \***  
Burner



**G45-01(SS) & G45-GL-01(SS) \***  
Burner

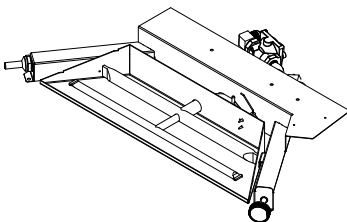
**G45 ANSI Certified Burner Systems include:**

ANSI Certified Burner with Pre-assembled Control Valve & Regulator, Custom Grate, Glowing Embers, Sand(NG) or Vermiculite(LP), Connector Kit, Log Locators, Burner Clips & Damper Clamp.

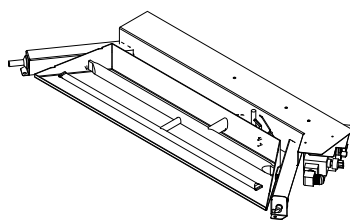
\* **"GL" Burners** include Stainless Glass Screen and **Do Not** Include Custom Grate or Glowing Embers.

Remote systems include basic Transmitter and Receiver. Shipped for use with Natural Gas. Specify if for Propane Gas by adding a **"P"** to the model number (e.g. G45-24-11**P**).

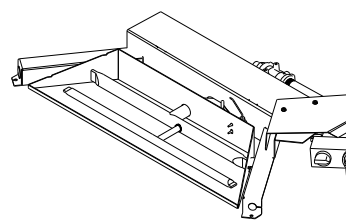
## G46 ANSI CERTIFIED BURNER SYSTEMS



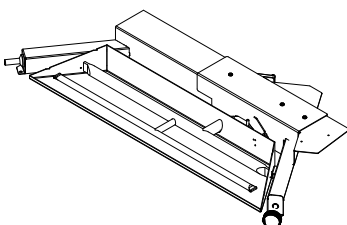
**G46 Series Burner**



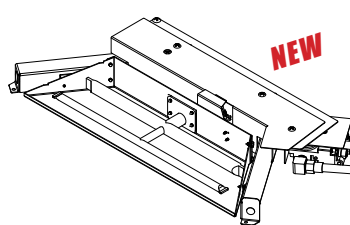
**G46-11 Series Burner**



**G46-15 Series Burner**



**G46-17 Series Burner**



**G46-02 Series Burner**

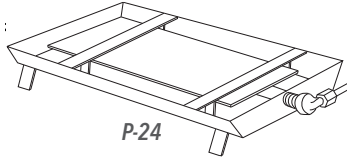
**G46 ANSI Certified Burner Systems include:**

ANSI Certified Burner with Pre-assembled Control Valve & Regulator, Piezo Igniter, Custom Grate, Glowing Embers, Sand(NG) or Vermiculite(LP), Connector Kit, Log Locators & Damper Clamp.

Remote systems include basic Transmitter and Receiver.

Shipped for use with Natural Gas. Specify if for Propane Gas by adding a **"P"** to the model number (e.g. G46-24-11**P**).

## PAN STYLE BURNER SYSTEMS

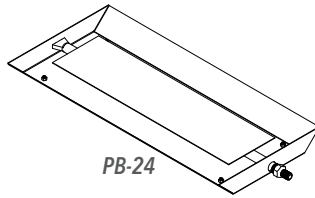


P-24

### P Series Flame Pan Burner

**P-Flame Series Burner Systems Include:** Pan Burner Assembly, Burner Legs, Glowing Embers, Vermiculite, Connector Kit, Log Supports and Damper Clamp.

Shipped for use with Natural Gas - Specify if for Propane Gas by adding a "P" to the model number (e.g. P-24P), and add \$145 for required **SPK-26**.

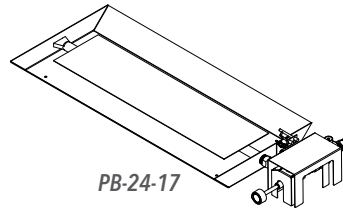


PB-24

### PB Series Pan Glass Burner

**PB Series Glass Burner Systems Include:** Pan Burner Assembly, Connector Kit, Sand (NG) or Vermiculite (LP) and Damper Clamp.

Shipped for use with Natural Gas - Specify if for Propane Gas by adding a "P" to the model number (e.g. PB-24P), and add \$145 for required **SPK-26**.

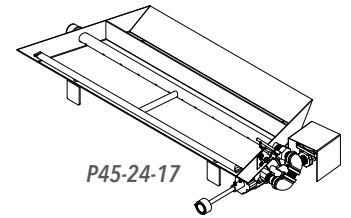


PB-24-17

### PB ANSI Certified Pan Glass Burner

**PB ANSI Certified Glass Burners Include:** Certified Pan Burner with Pre-assembled (A, 11, 15, 17 & 01) Control Valve & Regulator, Connector Kit, Damper Clamp, Sand (Natural) or Vermiculite (Propane). Remote systems include basic Transmitter and Receiver.

Shipped for use with Natural Gas - Specify if for Propane Gas by adding a "P" to the model number (e.g. PB-24-15P).



P45-24-17

### P45 Burner (Listed & ANSI Certified)

**P45 Series Burner Systems Include:** Certified Pan Burner with Pre-assembled Control Valve & Regulator, Burner Legs, Sand (NG) or Vermiculite (LP), Connector Kit and Damper Clamp.

Shipped for use with Natural Gas - Specify if for Propane Gas by adding a "P" to the model number (e.g. P45-24-17P).

## Safety Valves & Control Options (Section VIII)

See Burner Compatibility Chart on Pg. 14 for Max. BTU Input.



### SPK-26 \*

Low Profile, Safety Pilot Kit with removable knob handle



AV-17

AV-18

### AV-17/AV-18

Manual On/Off Valve with extension and knob handle. Fits all burner systems



### APK-10 \*

High Capacity, Automatic Pilot Kit with basic transmitter & receiver



### APK-11 \*

Automatic Pilot Kit with RR-1A basic transmitter & receiver



### APK-15 or APK-15P ‡

Automatic Pilot Kit with basic transmitter & receiver. Allows adjustment of flame height and heat output with a remote control. Includes: Decorative wood chunk, heat shield and VR-1A remote control.



### APK-17 \*

Low Profile, Automatic Pilot Kit with basic transmitter & receiver. With its low profile, it maximizes flame presentation and allows flame height adjustment. Includes: VR-1A remote control and triple heat shield.



### EPK-1 or EPK-1P ‡

Electronic Pilot Kit with basic transmitter & receiver; with flame sensing pilot activation, IPI and manual or remote operation. Includes: RR-1A remote control transmitter.



### EPK-1M-AD or EPK-1M-AD/LP ‡

110 Volt Powered Electronic, non-standing pilot system designed to be installed outside the firebox. Includes Adapter Plug & Mounting Bracket.



### EPK-2 or EPK-2P ‡

Electronic Pilot Kit with Transmitter & Receiver. Features a flame sensing pilot activation and low profile valve, no standing pilot and manual or remote operation. Includes RR-1A remote.



### EPK-2V-TR or EPK-2VP-TR ‡

110 V Powered Electronic, IPI system with variable flame height control. Enclosed to protect components if used outdoors. Includes: Variable Transmitter, Receiver, and Transformer.



### EPK-3V-TR or EPK-3VP-TR ‡

High Capacity, 110 Volt Powered Electronic, non-standing pilot system with variable flame height control. Includes: Variable Transmitter, Receiver, and High Capacity Transformer.



### EPK-05 or EPK-05P ‡

Electronic Pilot System with Hot Surface Ignition and Smart Valve.

\* = Field convertible Propane Orifice Included. Specify if for Propane by adding a "P" to the model number (e.g. **APK-17P**).  
 ‡ = Not Field Convertible. Kit **Must** be ordered for specific gas. (e.g. **EPK-1** for Natural Gas or **EPK-1P** for Propane)

## Burner System Compatibility key

The following numbers in the Log Style box designate the type of burners that are compatible with each Log Style.

- 1** Compatible with All Gas Log Burner Styles listed on pages 8 & 9 (Listed & ANSI CERTIFIED)
- 2** Compatible with G4, GX4, G45, GX45 and "P" Series Burner Systems (Listed Burners Only)
- 3** Compatible with G31 3-tiered Burner System (See page 12)

## A. Charred Series - Standard Gas Log Sets

GAS LOG STYLE	BURNER KEY	MODEL #	16"	18/20"	19"	24"	30"	36"*	42"*	48"*	60"*	72"*
Charred Oak	1&3	CHD-**	\$ 273 28#/1	\$ 306 46#/1	\$ 274 31#/1	\$ 359 62#/1	\$ 475 78#/1					
Burnt Rustic Oak	1	HCHR-**	273 28#/1	306 46#/1		359 62#/1	475 80#/1					
Charred Split	1&3	CHS-**		330 42#/1		381 54#/1	502 78#/1	649 116#/2				
Burnt Split Oak	1	HCHS-**		330 42#/1		381 54#/1	502 69#/1					
Charred Rugged Split Oak	1	CHRRSO-**		352 46#/1		400 57#/1	512 62#/1					
Charred American Oak	1&3	CHAO-**		383 57#/1		437 63#/1	561 82#/2					
Charred Cedar	1	CHCR-**		379 46#/1		434 55#/1	549 67#/1					
Charred Red Oak	1	CHRED-**		379 46#/1		434 57#/1	549 64#/1					
Charred Forest Oak	1	CHF-**		356 48#/1		412 62#/1	530 81#/1					
Charred Northern	1	CHN-**		318 48#/1		374 62#/1	490 76#/1					
Charred Oak Stack	1	CHDS-**		304 39#/1		357 43#/1	443 45#/1					
Charred Royal English Oak *	2&3	CHB-**		379 52#/1		452 83#/2	572 111#/2	729 141#/3	945 169#/3			
Pioneer Oak *	2	PN-**				439 65#/2	568 88#/2	709 120#/3				
Charred Grizzly Oak *	2	CHGO-**				441 72#/2	610 128#/2	755 160#/3				
Charred Majestic Oak *	2	CHMJ-**				517 94#/2	659 119#/2	800 156#/3	975 172#/3	1,145 300#/1	1,367 340#/1	1,528 430#/1
Charred Angel Oak	1&3	CHNA-**		334 44#/1		376 54#/1	438 64#/1					
Charred Angel Split Oak	1&3	CHNS-**		347 42#/1		394 52#/1	457 62#/1					

\* Log set uses GX4 or GX45 Burner Kit with Heavy Duty Grate

## B. Designer Series - Standard Gas Log Sets

GAS LOG STYLE	BURNER KEY	MODEL #	12"	16"	18"	19"	20"	24"	30"	36"*	42"*	48"*	60"*
Golden Oak Designer Plus	1	RDP-**	\$ 196 18#/1	\$ 212 26#/1	\$ 251 41#/1	\$ 225 30#/1	\$ 267 46#/1	\$ 306 61#/1	\$ 409 75#/1	\$ 563 120#/2	\$ 706 187#/3	\$ 854 222#/3	\$ 1,030 299#/3
Rustic Oak Designer	1	HRD-**		212 26#/1	243 41#/1			296 61#/1	387 94#/1	563 128#/2	706 187#/3		
Forest Oak	1	FO-**			284 50#/1			323 71#/1	393 85#/1				
American Oak	1	AO-**			338 49#/1			392 58#/1	490 77#/2				
Red Oak	1	RED-**			334 48#/1			395 61#/1	492 65#/1				
Split Oak	1	S-**			268 44#/1		283 48#/1	312 65#/1	408 78#/1				
Split Oak Designer Plus	1	SDP-**			302 46#/1			325 49#/1	354 67#/1	455 78#/1	599 127#/2		
Rugged Split Oak	1	RRSO-**			325 48#/1			371 61#/1	449 65#/1				

\* Log set uses GX4 or GX45 Burner Kit with Heavy Duty Grate

## B. Designer Series - Standard Gas Log Sets (Continued)

GAS LOG STYLE	BURNER KEY	MODEL #	18"	20"	24"	30"	36"*	42"*
Woodstack	1	WS-**	\$ 361 43#/1		\$ 411 58#/1	\$ 519 58#/1		
Woodland Oak	1	WO-**	244 45#/1	251 46#/1	284 60#/1	363 86#/1		
Mountain Birch	1	MBW-**	322 45#/1		366 72#/1	435 85#/1		
White Birch	1	W-**	277 38#/1		310 60#/1	374 89#/1		
Western Campfyre	1	WCF-**	346 45#/1		404 55#/1	511 72#/1		
Royal English Oak Designer *	2	BD-*	343 49#/1		411 87#/2	513 126#/2	646 152#/3	814 184#/3
Old English Coal Grate (w/Coals)		VG4-**C	464 49#/1		500 70#/1	590 85#/1		

\* Log set uses GX4 or GX45 Burner Kit with Heavy Duty Grate

## C. Classic Series - Standard Gas Log Sets

GAS LOG STYLE	BURNER KEY	MODEL #	12"	16"	18"	19"	20"	24"	30"	36"*	42"*
Golden Oak	1	R-**	\$ 135 18#/1	\$ 146 26#/1	\$ 161 41#/1	\$ 150 30#/1	\$ 168 45#/1	\$ 178 58#/1	\$ 220 89#/1	\$ 342 120#/2	\$ 511 187#/3
Rustic Oak	1	HR-**		146 26#/1	161 41#/1			178 58#/1	220 94#/1	342 128#/2	511 187#/3
Rugged Oak	1	RRO-**			202 48#/1			241 61#/1	294 65#/1		
Post Oak	1	PO-**			152 45#/1		159 46#/1	170 60#/1	211 86#/1		
Royal English Oak *	2	B-**			218 49#/1			269 87#/2	332 126#/2	426 152#/3	566 184#/3
Coastal Driftwood	2	CDR-**			177 44#/1			196 56#/1	240 57#/1	342 81#/2	

\* Log set uses GX4 or GX45 Burner Kit with Heavy Duty Grate

## II Fyre Spheres & Gas Log Sets for P45 Burner (See pg 9, section III-G)

### A. P45 Gas Log Sets Only


DESCRIPTION	MODEL #	18"	24"	30"
Shoreline Designer Oak	SO-**	\$ 268 10 pcs.	\$ 304 12 pcs.	\$ 392 15 pcs.
Shoreline Driftwood	SDW-**	190 10 pcs.	214 12 pcs.	270 15 pcs.

NEW  
NEW



### B. Fyre Spheres Only

DESCRIPTION	MODEL #	18"	24"	30"
4" Epic Black Fyre Spheres	FS4-**-EB	\$ 190 19 pcs.	\$ 240 24 pcs.	\$ 340 34 pcs.
4" Graystone Fyre Spheres	FS4-**-GS	171 19 pcs.	216 24 pcs.	306 34 pcs.
5" Epic Black Fyre Spheres	FS5-**-EB	210 14 pcs.	285 19 pcs.	360 24 pcs.
5" Graystone Fyre Spheres	FS5-**-GS	189 14 pcs.	256 19 pcs.	324 24 pcs.





# Standard Vented Burners Only



2017

## A. G4 & G45 Series Listed Burner Systems - Standard & Glass

DESCRIPTION	MEDIA	MODEL #	12"	16/19"	18/20"	24"	30"	36"*	42"*	48"*	60"*
Glowing Ember Burner System	Gas Logs	G4-**	\$ 173 23#	\$ 188 24#	\$ 195 25#	\$ 202 29#	\$ 237 35#	\$ 340 51#	\$ 494 82#	\$ 538 92#	\$ 593 128#
Glowing Ember Burner System (with Heavy Duty Grate)	Gas Logs	GX4-**			217 29#	225 34#	266 41#				
Triple T Burner System	Gas Logs	G45-**		223 25#	230 27#	250 31#	292 37#	400 54#	562 82#	616 97#	669 100#
	Glass†	G45-GL-**		205 20#	211 22#	227 23#	267 31#	374 45#	532 70#	584 80#	635 100#
Triple T Burner System (with Heavy Duty Grate)	Gas Logs	GX45-**			252 31#	274 36#	321 43#				

Shipped for use with Natural Gas - Specify if for Propane Gas by adding a "P" to the model number (e.g. G4-24P), and add \$145 for required SPK-26.

\* Burner includes Heavy Duty Grate

## B. G45 Series ANSI Certified Triple T Burner Systems - Standard & Glass

DESCRIPTION	MEDIA	MODEL #	16/19"	18/20"	24"	30"	36"*
Assembled G45 Burner System with Safety Valve	Gas Logs	G45-**-A	\$ 438 26#	\$ 443 28#	\$ 466 32#	\$ 508 38#	\$ 603 58#
	Glass†	G45-GL-**-A	420 21#	424 23#	444 24#	483 32#	578 47#
Assembled G45 Burner System with "11" Series Safety Valve & on/off Remote	Gas Logs	G45-**-11	743 27#	748 29#	771 33#	813 39#	908 54#
	Glass†	G45-GL-**-11	725 22#	729 24#	749 25#	788 33#	883 43#
Assembled G45 Burner System with "15" Series Safety Valve & Variable Remote	Gas Logs	G45-**-15	790 27#	795 29#	818 33#	860 39#	955 54#
	Glass†	G45-GL-**-15	772 22#	776 24#	796 25#	835 33#	930 43#
Assembled G45 Burner System with "17" Series Safety Valve & Variable Remote	Gas Logs	G45-**-17	683 27#	688 29#	711 33#	753 39#	848 54#
	Glass†	G45-GL-**-17	665 22#	669 24#	689 25#	728 33#	823 43#
Assembled G45 Burner System with "01" Electronic Safety Valve & Remote	Gas Logs	G45-**-01	852 28#	857 31#	880 35#	922 41#	1,017 56#
	Glass†	G45-GL-**-01	834 23#	838 26#	858 27#	897 35#	992 45#

Shipped for use with Natural Gas - Specify if for Propane Gas by adding a "P" to the model # (e.g. G45-24-11P).

\* Burner includes Heavy Duty Grate

## C. G45 Series ANSI Certified Triple T Outdoor Burner Systems - with S.S. Burner Pan

DESCRIPTION	MEDIA	MODEL #	16/19"	18/20"	24"	30"	36"*	42"*†	48"*†	60"*†
Outdoor Triple T Burner System	Gas Logs	G45-**-SS (Nat. Gas only)	\$ 289 25#	\$ 302 27#	\$ 325 31#	\$ 374 37#	\$ 487 56#	\$ 651 87#	\$ 713 97#	\$ 778 120#
	Glass†	G45-GL-**-SS (Nat. Gas only)	271 20#	283 22#	303 23#	349 31#	460 45#	622 70#	682 80#	745 100#
Assembled G45 Outdoor Burner System with Safety Valve	Gas Logs	G45-**-NA-SS	529 26#	542 28#	565 32#	614 38#	727 58#	891 89#	953 99#	1,018 122#
	Glass†	G45-GL-**-NA-SS	511 21#	523 23#	543 24#	589 32#	700 47#	862 72#	922 82#	985 102#
Assembled G45 Outdoor Burner System with "11" Series Safety Valve & Standard on/off Remote	Gas Logs	G45-**-11-SS	810 27#	823 29#	846 33#	895 39#	1,008 54#			
	Glass†	G45-GL-**-11-SS	792 22#	804 24#	824 25#	870 33#	981 43#			
Assembled G45 Outdoor Burner System with "15" Series Safety Valve & Variable Remote	Gas Logs	G45-**-15-SS	857 27#	870 29#	893 33#	942 39#	1,055 54#			
	Glass†	G45-GL-**-15-SS	839 22#	851 24#	871 25#	917 33#	1,028 43#			
Assembled G45 Outdoor Burner System with "17" Series Safety Valve & Variable Remote	Gas Logs	G45-**-17-SS	750 27#	763 29#	786 33#	835 39#	948 54#			
	Glass†	G45-GL-**-17-SS	732 22#	744 24#	764 25#	810 33#	921 43#			
Assembled G45 Outdoor Burner System with "01" Electronic Safety Valve & Remote	Gas Logs	G45-**-01-SS	919 28#	932 31#	955 35#	1,004 41#	1,117 56#			
	Glass†	G45-GL-**-01-SS	901 23#	913 26#	933 27#	979 35#	1,090 45#			

Shipped for use with Natural Gas - Specify if for propane gas by adding a "P" to the model number (e.g. G45-24-11P-SS).

Remote systems include basic Transmitter and Receiver.

\* Burner includes Heavy Duty Grate.

† Sizes 42" - 60" are not certified & are not regulated.

† Glass burners do not include grate or embers. For Glass Media Options see page 13.





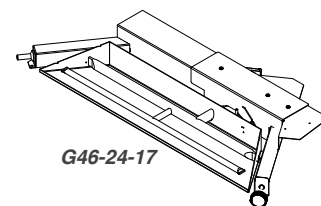
# Standard Vented Burners Only



2017

## D. G46 Series ANSI Certified Burner Systems

DESCRIPTION	MODEL #	18/20"	24"	30"
G46 Burner System with Safety Pilot Kit	G46-**	\$ 452 20#	\$ 474 23#	\$ 499 28#
G46 Burner System with "11" Series Valve & Standard on/off Remote	G46-**-11	757 21#	779 24#	804 28#
G46 Burner System with "15" Series Valve & Variable Remote	G46-**-15	804 21#	826 24#	851 28#
G46 Burner System with "17" Series Valve & Variable Remote	G46-**-17	697 21#	719 24#	744 28#
<b>NEW</b> G46 Burner System with "02" Electronic Valve & Remote	G46-**-02	857 21#	879 24#	904 28#



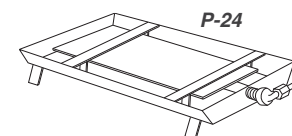
G46-24-17

Shipped for use with Natural Gas - Specify if for Propane Gas by adding a "P" to the model number (e.g. G46-24P).

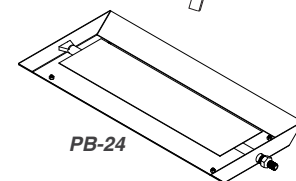
## E. P Series & PB Series Listed Flame Pan Burner Systems

DESCRIPTION	MODEL #	16"	18"	20"	24"	30"	36"	42"
Pan Burner System (Standard & See-thru)	P-**	\$ 187 20#	\$ 193 22#	\$ 198 24#	\$ 201 28#	\$ 237 35#	\$ 340 40#	\$ 494 45#
Glass Pan Burner System †	PB-**	181 20#	187 22#	191 24#	194 28#	228 35#	327 40#	476 45#

Shipped for use with Natural Gas - Specify if for Propane Gas by adding a "P" to the model # (P-24P), and add \$145 for required SPK-26.



P-24

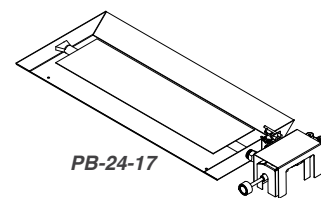


PB-24

## F. PB Series ANSI Certified Flame Pan Glass Burner System

DESCRIPTION	MODEL #	18/20"	24"	30"
Assembled Glass Pan Burner with † Safety Valve	PB-**-A	\$ 402 25#	\$ 411 31#	\$ 447 38#
Assembled Glass Pan Burner with † "11" Series Valve & Standard on/off Remote	PB-**-11	707 29#	716 34#	752 41#
Assembled Glass Pan Burner with † "15" Series Valve & Variable Remote	PB-**-15	754 29#	763 34#	799 41#
Assembled Glass Pan Burner with † "17" Series Valve & Variable Remote	PB-**-17	647 27#	656 32#	692 39#
Assembled Glass Pan Burner with † "01" Electronic Valve & Remote	PB-**-01	816 29#	825 34#	861 41#

Shipped for use with Natural Gas - Specify if for Propane Gas by adding a "P" to the model number (e.g. PB-24-11P).



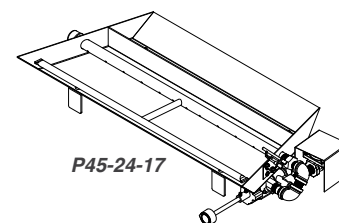
PB-24-17

## G. P45 Series ANSI Certified Standard & Glass Pan Burners

DESCRIPTION	CONTROL OPTION	MODEL #	18"	24"	30"
P45 Pan Burner † Match Lit (Natural Gas Only)		P45-**	\$ 217 23#	\$ 234 26#	\$ 264 31#
P45 Pan Burner † with Manual Valve and Standing Pilot		P45-**-A	415 25#	432 28#	456 33#
P45 Pan Burner † with Automatic Variable Valve and Remote		P45-**-17	660 25#	677 28#	701 33#

Shipped for use with Natural Gas - Specify if for Propane Gas by adding a "P" to the model number (e.g. P45-24-17P).

Compatible with Gas Logs & Fyre Spheres on page 7 section II; and Glass Media & GEO Shapes on page 13.




P45-24-17

## H. G22-GL Series Glass Burner Systems - Standard for Glass

DESCRIPTION	FRONT PANEL	MODEL #	18"	24"	30"
Match Lit, Listed Glass Burner System † (Natural Gas Only)	Stainless Steel	G22-GL-**	\$ 575	\$ 651	\$ 746
	Rose Gold	G22-GL-**-G	597	680	784
Glass Burner System with Remote † & Hidden Controls	Stainless Steel	G22-GL-**-01	1,136	1,212	1,307
	Rose Gold	G22-GL-**-G-01	1,158	1,241	1,345

G22 Series Burner Systems Include: Stainless Steel Burner Pan • Hidden Controls • Connector Kit • Damper Clamp • Glass Front Panel.

Units with Remote Controls are shipped for use with Natural Gas - Specify if for Propane by adding a "P" to the model # (G22-GL-24-01P).



G22-GL-24

All remote systems include basic Transmitter and Receiver.

† For Glass Media Options see page 13.

# IV See-Thru Vented Gas Logs Only

## A. Charred Series • See-Thru Gas Log Sets

DESCRIPTION	MODEL #	16"	18/20"	19"	24"	30"	36"	42"
Charred Oak	CHD-2-**	\$ 327 30#/1	\$ 363 48#/1	\$ 334 34#/1	\$ 425 62#/1	\$ 543 84#/1		
Charred Rugged Split Oak	CHRRSO-2-**		403 48#/1		476 59#/1	581 74#/1		
Charred American Oak	CHAO-2-**		437 62#/1		508 77#/1	637 95#/2		
Charred Royal English Oak <i>(uses GX45-2-** burner w/heavy duty grate)</i>	CHB-2-**		450 52#/1		523 83#/2	650 111#/2	809 141#/3	1,046 169#/3

## B. Designer Series • See-Thru Gas Log Sets

DESCRIPTION	MODEL #	16"	18"	19"	20"	24"	30"	36"	42"	48"	60"
Golden Oak Designer Plus	RDP-2-**	\$ 237 24#/1	\$ 281 46#/1	\$ 262 43#/1	\$ 301 49#/1	\$ 366 71#/1	\$ 466 86#/1	\$ 672 137#/3	\$ 726 194#/3	\$ 908 229#/3	\$ 1,068 305#/3
American Oak	AO-2-**		374 55#/1			437 62#/1	554 85#/2				
Split Oak Designer Plus	SDP-2-**		344 46#/1		368 49#/1	405 70#/1	519 83#/1	698 129#/3			
Rugged Split Oak	RRSO-2-**		367 53#/1			418 67#/1	502 76#/1				
Mountain Birch	MBW-2-**		370 53#/1			405 80#/1	485 91#/1				

## C. Classic Series • See-Thru Gas Log Sets

DESCRIPTION	MODEL #	16"	18"	19"	20"	24"	30"	36"	42"
Golden Oak	R-2-**	\$ 166 27#/1	\$ 182 46#/1	\$ 173 42#/1	\$ 192 48#/1	\$ 205 68#/1	\$ 253 97#/1	\$ 405 137#/3	\$ 571 194#/3
Coastal Driftwood	CDR-2-**		208 46#/1			227 65#/1	283 75#/1	424 100#/3	

# V See-Thru Vented Burners Only

## A. G45 Series See-Thru Listed Triple T Burner Systems - Standard & Glass

DESCRIPTION	MEDIA	MODEL #	16/19"	18/20"	24"	30"	36"*	42"*	48"*	60"*
Triple T Burner System	Gas Logs	G45-2-**	\$ 258 40#	\$ 270 43#	\$ 291 50#	\$ 339 61#	\$ 515 82#	\$ 686 90#	\$ 742 105#	\$ 831 140#
	Glass†	G45-2-GL-**-**	242 35#	254 38#	271 41#	313 53#	487 70#	656 80#	708 95#	795 120#
Triple T Burner System <i>(with Heavy Duty Grate)</i>	Gas Logs	GX45-2-**		312 43#	339 61#	389 79#				

Shipped for use with Natural Gas - Specify if for Propane Gas by adding a "P" to the model # (e.g. G45-2-24P), and add \$145 for required SPK-26.

\* Burner includes Heavy Duty Grate.

## B. G45 Series See-Thru ANSI Certified Triple T Burner Systems - Standard & Glass

DESCRIPTION	MEDIA	MODEL #	16/19"	18/20"	24"	30"	36"*
Assembled G45 Burner with Safety Valve	Gas Logs	G45-2-**-A	\$ 473 42#	\$ 485 45#	\$ 506 52#	\$ 554 63#	\$ 649 84#
	Glass†	G45-2-GL-**-A	457 37#	465 40#	483 43#	528 53#	623 72#
Assembled G45 Burner with "11" Series Valve & Standard on/off Remote	Gas Logs	G45-2-**-11	778 42#	790 45#	811 52#	859 63#	954 84#
	Glass†	G45-2-GL-**-11	762 37#	770 40#	788 43#	833 53#	928 72#
Assembled G45 Burner with "15" Series Valve & Variable Remote	Gas Logs	G45-2-**-15	825 42#	837 45#	858 52#	906 63#	1,001 84#
	Glass†	G45-2-GL-**-15	809 37#	817 40#	835 43#	880 53#	975 72#
Assembled G45 Burner with "17" Series Valve & Variable Remote	Gas Logs	G45-2-**-17	718 42#	730 45#	751 52#	799 63#	894 84#
	Glass†	G45-2-GL-**-17	702 37#	710 40#	728 43#	773 53#	868 72#
Assembled G45 Burner with "01" Electronic Valve & Remote	Gas Logs	G45-2-**-01	887 44#	899 47#	920 54#	968 65#	1,063 86#
	Glass†	G45-2-GL-**-01	871 39#	879 42#	897 45#	942 55#	1,037 74#

Shipped for use with Natural Gas - Specify if for Propane Gas by adding a "P" to the model # (e.g. G45-2-24-11P).

Remote systems include basic Transmitter and Receiver.

\* Burner includes Heavy Duty Grate.

† Glass burners do not include grate or embers. For Glass Media Options see page 13.

## C. G45 See-Thru ANSI Certified Triple T Outdoor Burner Systems - w/S.S. Burner Pan

DESCRIPTION	MEDIA	MODEL #	16/19"	18/20"	24"	30"	36"*	42"*‡	48"*‡	60"*‡
Outdoor Triple T Burner System with Stainless Steel Burner Pan	Gas Logs	<b>G45-2-**-SS</b> (Nat. Gas Only)	\$ 322 40#	\$ 355 45#	\$ 387 59#	\$ 441 75#	\$ 625 82#	\$ 804 90#	\$ 869 105#	\$ 977 140#
	Glass†	<b>G45-2-GL-**-SS</b> (Nat. Gas Only)	303 35#	335 40#	364 50#	415 65#	599 70#	776 80#	839 95#	945 120#
Assembled G45 Outdoor Burner with Safety Valve	Gas Logs	<b>G45-2-**-NA-SS</b>	562 42#	595 45#	627 52#	681 63#	865 84#	1,044 92#	1,109 107#	1,217 142#
	Glass†	<b>G45-2-GL-**-NA-SS</b>	543 37#	575 40#	604 43#	655 53#	839 72#	1,016 82#	1,079 97#	1,185 122#
Assembled G45 Burner with "11" Series Valve & Standard on/off Remote	Gas Logs	<b>G45-2-**-11-SS</b>	843 42#	876 45#	908 52#	962 63#	1,146 84#			
	Glass†	<b>G45-2-GL-**-11-SS</b>	824 37#	856 40#	885 43#	936 53#	1,120 72#			
Assembled G45 Burner with "15" Series Valve & Variable Remote	Gas Logs	<b>G45-2-**-15-SS</b>	890 42#	923 45#	955 52#	1,009 63#	1,193 84#			
	Glass†	<b>G45-2-GL-**-15-SS</b>	871 37#	903 40#	932 43#	983 53#	1,167 72#			
Assembled G45 Burner with "17" Series Valve & Variable Remote	Gas Logs	<b>G45-2-**-17-SS</b>	783 42#	816 45#	848 52#	902 63#	1,086 84#			
	Glass†	<b>G45-2-GL-**-17-SS</b>	764 37#	796 40#	825 43#	876 53#	1,060 72#			
Assembled G45 Burner with Electronic Valve & Remote	Gas Logs	<b>G45-2-**-01-SS</b>	952 44#	985 47#	1,017 54#	1,071 65#	1,255 86#			
	Glass†	<b>G45-2-GL-**-01-SS</b>	933 39#	965 42#	994 45#	1,045 55#	1,229 74#			

Shipped for use with Natural Gas - Specify if for propane gas by adding a "P" to the model number (e.g. G45-2-24-11P-SS).

Remote systems include basic Transmitter and Receiver.

\* Burner includes Heavy Duty Grate.

‡ Sizes 42" - 60" are not certified & are not regulated.

## D. G22-GL Series See-thru Glass Burner Systems

DESCRIPTION	FRONT PANEL	MODEL #	18"	24"	30"
Match Lit, Listed Glass Burner System (Natural Gas Only)† 25-35#	Stainless Steel	<b>G22-GL-2-**-</b>	\$ 746	\$ 854	\$ 972
	Rose Gold	<b>G22-GL-2-**-G</b>	790	912	1,048
Glass Burner System with Remote & Hidden Controls† 30-40#	Stainless Steel	<b>G22-GL-2-**-01</b>	1,307	1,415	1,533
	Rose Gold	<b>G22-GL-2-**-G-01</b>	1,351	1,473	1,609



**G22 Series Burner Systems Include:** Stainless Steel Burner Pan • Hidden Controls • Connector Kit • Damper Clamp • Glass Front Panels.

Units with Remote Controls are shipped for use with Natural Gas - Specify if for Propane by adding a "P" to the model # (e.g. G22-GL-2-24-01P).

† Glass burners do not include grate or embers. For Glass Media Options see page 13.

# VI Specialty Burner Systems & Gas Logs

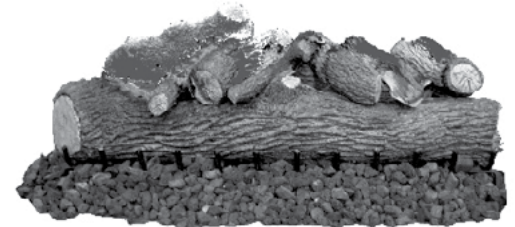
## EC Epic Burner System & Mammoth Pine Style Logs

Featuring specially designed massive **Mammoth Pine** Gas Logs.

**Burner System Includes:** Raised Epic Burner • Custom grate • Connector Kit & Damper Clamp • Choice of pre-assembled Safety Valve with Remote Control or Match-Lit System. Safety Valve System includes Remote Transmitter & Receiver.

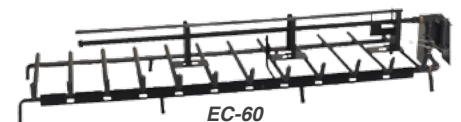
### A. Mammoth Pine Gas Logs Only

DESCRIPTION	MODEL #	24"	30"	36"	48"	60"
Mammoth Pine	<b>MP-**-</b>	\$ 483 105#	\$ 589 170#	\$ 739 301#	\$ 1,139 515#	\$ 1,317 610#
Mammoth Pine (See-thru)	<b>MP-2-**-</b>	562 135#	685 195#	873 345#	1,197 550#	1,406 645#



### B. Epic Burner System Only

BURNER	CONTROL OPTION	MODEL #	24"	30"	36"	48"	60"
Epic Burner	Match Lit w/o Valve	<b>EC-**-</b>	\$ 429 37#	\$ 475 42#	\$ 530 57#	\$ 685 122#	\$ 752 137#
	with Safety Valve	<b>EC-**-10</b>	854 40#	900 45#	955 60#	1,110 125#	1,177 140#
Epic Burner (See-thru)	Match Lit w/o Valve	<b>EC-2-**-</b>	530 40#	627 45#	729 62#	950 127#	982 142#
	with Safety Valve	<b>EC-2-**-10</b>	955 43#	1,052 48#	1,154 65#	1,375 130#	1,407 145#



Shipped for use with Natural Gas - Specify if for Propane by adding a "P" to the product number (e.g. EC-60-10P) & add \$145 for EC-\*\*-P or EC-2-\*\*-P.

## G31 3-Tiered Burner System & Mountain Crest Style Logs


Featuring specially designed, hand-crafted **Mountain Crest Oak & Mountain Crest Split Oak** Logs.

**G31 Burner System Includes:** Advanced 3-tiered burner • Porcelainized Reflective Front Panel • Custom grate • Bryte Coals • Glowing Embers • Sand (NG) or Vermiculite (LP) • Connector Kit & Damper Clamp • Choice of pre-assembled Electronic Remote Control, Automatic Variable Control with Remote, pre-assembled Manual Pilot Kit, or Match-Lit System (Natural Gas only).

### C. Mountain Crest Gas Logs Only

DESCRIPTION	MODEL #	18"	24"	30"	33"	39"
<b>Mountain Crest Oak</b>	<b>MCO-**</b>	<b>\$ 327</b> 44#	<b>\$ 369</b> 52#	<b>\$ 429</b> 56#	<b>\$ 469</b> 62#	<b>\$ 529</b> 68#
<b>Mountain Crest Split Oak</b>	<b>MCS-**</b>	<b>340</b> 42#	<b>386</b> 50#	<b>448</b> 54#	<b>489</b> 60#	<b>551</b> 66#

See [page 6](#) for additional gas log sets compatible with the **G31 Burner System (Burner Key "3")**.



MCO-24, Mountain Crest Oak

### D. G31 3-Tiered Burner System Only

DESCRIPTION	MODEL #	18/20"	24/30"	33/39"
Burner, Match Lit without valve (Natural Gas only)	<b>G31-**</b>	<b>\$ 798</b> 38#	<b>\$ 837</b> 44#	<b>\$ 940</b> 48#
Burner with Manual valve and standing pilot *	<b>G31-**-A</b>	<b>982</b> 40#	<b>1,021</b> 46#	<b>1,124</b> 50#
Burner with Automatic variable valve and remote *	<b>G31-**-17</b>	<b>1,227</b> 40#	<b>1,266</b> 46#	<b>1,369</b> 50#
Burner with Electronic valve and on/off remote *	<b>G31-**-02</b>	<b>1,387</b> 42#	<b>1,426</b> 48#	<b>1,529</b> 52#
Burner with Electronic variable valve and remote *	<b>G31-**-2VT</b>	<b>1,433</b> 42#	<b>1,472</b> 48#	<b>1,575</b> 52#



G31-24/30-17

\*Shipped for use with Natural Gas - Specify if for Propane Gas by adding a "P" to the model number (e.g. G31-24/30-02P).

## G52 Radiant Fyre System & Charred Evergreen Style Logs

Featuring specially formulated, hand-crafted **Charred Evergreen Oak & Charred Evergreen Split Oak** Logs.

**Burner System Includes:** Advanced Radiant Fyre Burner • Exclusive radiant stainless steel booster grid • Custom grate • Platinum Embers • Glowing Embers • Sand (NG) or Vermiculite (LP) • Connector Kit & Damper Clamp • Choice of pre-assembled Electronic Remote Control, Automatic Variable Control with Remote, pre-assembled Manual Pilot Kit, or Match-Lit System (Natural Gas only).

### E. Charred Evergreen Gas Logs Only

DESCRIPTION	MODEL #	18"	24"	30"
<b>Charred Evergreen Oak</b>	<b>ENO-**</b>	<b>\$ 416</b> 36#	<b>\$ 460</b> 48#	<b>\$ 548</b> 58#
<b>Charred Evergreen Split Oak</b>	<b>ENS-**</b>	<b>436</b> 36#	<b>484</b> 48#	<b>578</b> 58#



ENO-24, Charred Evergreen Oak

### F. G52 Radiant Fyre Burner System Only

DESCRIPTION	MODEL #	18/20"	24/30"
Match Lit Burner without Valve (Natural Gas only)	<b>G52-**</b>	<b>\$ 554</b> 34#	<b>\$ 599</b> 38#
Burner System with Manual Valve *	<b>G52-**-A</b>	<b>738</b> 37#	<b>783</b> 41#
Burner System with Automatic Variable Valve & Remote *	<b>G52-**-17</b>	<b>983</b> 37#	<b>1,028</b> 41#
Burner System with Electronic Valve & on/off Remote *	<b>G52-**-02</b>	<b>1,143</b> 38#	<b>1,188</b> 42#
Burner System with Electronic Variable Valve & Remote *	<b>G52-**-2VT</b>	<b>1,189</b> 38#	<b>1,234</b> 42#



G52-18/20-2VT

\*Shipped for use with Natural Gas - Specify if for Propane Gas by adding a "P" to the model number (e.g. G52-24-17P).

A. Fyre Glass

COLORS	5 lb. Package \$ 35	7.5 lb. Package \$ 52	10 lb. Package \$ 69	10 lb. Jar \$ 74	10 lb. Jar 6-Pack \$ 444	40 lb. Bucket \$ 273
Azuria	GL-5-F	GL-7-F	GL-10-F	GL-10J-F	GL-10J-F-6	GL-40-F
Black	GL-5-B	GL-7-B	GL-10-B	GL-10J-B	GL-10J-B-6	GL-40-B
Bronze	GL-5-Z	GL-7-Z	GL-10-Z	GL-10J-Z	GL-10J-Z-6	GL-40-Z
Caribbean Blue	GL-5-N	GL-7-N	GL-10-N	GL-10J-N	GL-10J-N-6	GL-40-N
Clear	GL-5-C	GL-7-C	GL-10-C	GL-10J-C	GL-10J-C-6	GL-40-C
Emerald	GL-5-E	GL-7-E	GL-10-E	GL-10J-E	GL-10J-E-6	GL-40-E
Sapphire	GL-5-S	GL-7-S	GL-10-S	GL-10J-S	GL-10J-S-6	GL-40-S
Star Fyre	GL-5-W	GL-7-W	GL-10-W	GL-10J-W	GL-10J-W-6	GL-40-W



Reflective Fyre Glass

COLORS	5 lb. Package \$ 38	7.5 lb. Package \$ 57	10 lb. Package \$ 75	10 lb. Jar \$ 80	10 lb. Jar 6-Pack \$ 480	40 lb. Bucket \$ 296
Azuria Reflective	GL-5-FR	GL-7-FR	GL-10-FR	GL-10J-FR	GL-10J-FR-6	GL-40-FR
Black Reflective	GL-5-BR	GL-7-BR	GL-10-BR	GL-10J-BR	GL-10J-BR-6	GL-40-BR
Bronze Reflective	GL-5-ZR	GL-7-ZR	GL-10-ZR	GL-10J-ZR	GL-10J-ZR-6	GL-40-ZR
Caribbean Blue Refl.	GL-5-NR	GL-7-NR	GL-10-NR	GL-10J-NR	GL-10J-NR-6	GL-40-NR
Copper Reflective	GL-5-QR	GL-7-QR	GL-10-QR	GL-10J-QR	GL-10J-QR-6	GL-40-QR
Emerald Reflective	GL-5-ER	GL-7-ER	GL-10-ER	GL-10J-ER	GL-10J-ER-6	GL-40-ER
Gold Reflective	GL-5-HR	GL-7-HR	GL-10-HR	GL-10J-HR	GL-10J-HR-6	GL-40-HR
Champagne Reflective	GL-5-CR	GL-7-CR	GL-10-CR	GL-10J-CR	GL-10J-CR-6	GL-40-CR

NEW

B. Fyre Gems

COLORS	5 lb. Package \$ 31	7.5 lb. Package \$ 46	10 lb. Package \$ 61	10 lb. Jar \$ 66	10 lb. Jar 6-Pack \$ 396	40 lb. Bucket \$ 239
Black Granite	GLG-5-B	GLG-7-B	GLG-10-B	GLG-10J-B	GLG-10J-B-6	GLG-40-B
Black Pearl	GLG-5-J	GLG-7-J	GLG-10-J	GLG-10J-J	GLG-10J-J-6	GLG-40-J
Blue Topaz	GLG-5-T	GLG-7-T	GLG-10-T	GLG-10J-T	GLG-10J-T-6	GLG-40-T
Champagne	GLG-5-D	GLG-7-D	GLG-10-D	GLG-10J-D	GLG-10J-D-6	GLG-40-D
Deep Amber	GLG-5-A	GLG-7-A	GLG-10-A	GLG-10J-A	GLG-10J-A-6	GLG-40-A
Emerald	GLG-5-E	GLG-7-E	GLG-10-E	GLG-10J-E	GLG-10J-E-6	GLG-40-E
Glacier	GLG-5-C	GLG-7-C	GLG-10-C	GLG-10J-C	GLG-10J-C-6	GLG-40-C
Mint	GLG-5-M	GLG-7-M	GLG-10-M	GLG-10J-M	GLG-10J-M-6	GLG-40-M
Sapphire	GLG-5-S	GLG-7-S	GLG-10-S	GLG-10J-S	GLG-10J-S-6	GLG-40-S
Ruby	GLG-5-RY	GLG-7-RY	GLG-10-RY	GLG-10J-RY	GLG-10J-RY-6	GLG-40-RY



NEW

C. Diamond Nuggets

COLORS	5 lb. Package \$ 35	7.5 lb. Package \$ 52	10 lb. Package \$ 69	10 lb. Jar \$ 74	10 lb. Jar 6-Pack \$ 444	40 lb. Bucket \$ 273
Clear	GLD-5-C	GLD-7-C	GLD-10-C	GLD-10J-C	GLD-10J-C-6	GLD-40-C
Steel Blue	GLD-5-SB	GLD-7-SB	GLD-10-SB	GLD-10J-SB	GLD-10J-SB-6	GLD-40-SB
Rosé	GLD-5-R	GLD-7-R	GLD-10-R	GLD-10J-R	GLD-10J-R-6	GLD-40-R
Emerald	GLD-5-E	GLD-7-E	GLD-10-E	GLD-10J-E	GLD-10J-E-6	GLD-40-E
Pacific Blue	GLD-5-PB	GLD-7-PB	GLD-10-PB	GLD-10J-PB	GLD-10J-PB-6	GLD-40-PB
Deep Black	GLD-5-DB	GLD-7-DB	GLD-10-DB	GLD-10J-DB	GLD-10J-DB-6	GLD-40-DB
Black Luster	GLD-5-BL	GLD-7-BL	GLD-10-BL	GLD-10J-BL	GLD-10J-BL-6	GLD-40-BL



NEW

D. GEO Shapes

DESCRIPTION	COLOR	Set of 2 Large & 2 Small		Two Large Only		Two Small Only	
		MODEL #	PRICE	MODEL #	PRICE	MODEL #	PRICE
Pyramids (4 - Sided)	Ivory	GEO-PI-4	\$ 57	GEO-PI-2L	\$ 43	GEO-PI-2S	\$ 25
	Slate	GEO-PS-4		GEO-PS-2L		GEO-PS-2S	
	Terracotta	GEO-PT-4		GEO-PT-2L		GEO-PT-2S	
Cones	Ivory	GEO-CI-4	60	GEO-CI-2L	45	GEO-CI-2S	26
	Slate	GEO-CS-4		GEO-CS-2L		GEO-CS-2S	
	Terracotta	GEO-CT-4		GEO-CT-2L		GEO-CT-2S	
Spheres	Ivory	GEO-SI-4	74	GEO-SI-2L	57	GEO-SI-2S	29
	Slate	GEO-SS-4		GEO-SS-2L		GEO-SS-2S	
	Terracotta	GEO-ST-4		GEO-ST-2L		GEO-ST-2S	
Geo Domes	Ivory	GEO-HI-4	74	GEO-HI-2L	57	GEO-HI-2S	29
	Slate	GEO-HS-4		GEO-HS-2L		GEO-HS-2S	
	Terracotta	GEO-HT-4		GEO-HT-2L		GEO-HT-2S	
Geo Diamonds (4 - Sided)	Ivory	GEO-DI-4	74	GEO-DI-2L	57	GEO-DI-2S	29
	Slate	GEO-DS-4		GEO-DS-2L		GEO-DS-2S	
	Terracotta	GEO-DT-4		GEO-DT-2L		GEO-DT-2S	
Geo Tetra	Ivory	GEO-TI-4	57	GEO-TI-2L	43	GEO-TI-2S	25
	Slate	GEO-TS-4		GEO-TS-2L		GEO-TS-2S	
	Terracotta	GEO-TT-4		GEO-TT-2L		GEO-TT-2S	
Obelisks	Ivory	N/A		GEO-OI-2	66	N/A	
	Slate			GEO-OS-2			
	Terracotta			GEO-OT-2			



TETRAS (GEO-TS-4)  
2 Large H: 3½" W: 4"  
2 Small H: 3" W: 3"



CONES (GEO-CI-4)  
2 Large H: 7" W: 3½"  
2 Small H: 5½" W: 3"



SPHERES (GEO-SS-4)  
2 Large D: 4½"  
2 Small D: 3"



GEO DOMES (GEO-HT-4)  
2 Large H: 4½" W: 4½"  
2 Small H: 3½" W: 3½"



OBELISKS (GEO-OT-2)  
2 Large H: 9½" W: 5"



DIAMONDS (GEO-DS-4)  
2 Large L: 10" W: 3½"  
2 Small L: 6½" W: 2½"

## Safety Control Valve Systems

DESCRIPTION	MODEL #	PRICE
Low Profile, Safety Pilot Kit with removable knob handle	SPK-26 *	\$ 145
High Capacity, Automatic Pilot Kit with basic transmitter & receiver	APK-10 *	618
Automatic Pilot Kit with basic transmitter & receiver	APK-11 *	449
Variable, Automatic Pilot Kit with basic transmitter & receiver	APK-15 or APK-15P ‡	497
Low Profile, Variable, Automatic Pilot Kit with basic transmitter & receiver	APK-17 *	399
Electronic Pilot Kit with basic transmitter & receiver	EPK-1 or EPK-1P ‡	545
Electronic Pilot Kit with on/off basic transmitter & receiver	EPK-2 or EPK-2P ‡	527
110 Volt Powered Electronic, non-standing pilot system designed to be installed outside the firebox	EPK-1M-AD or EPK-1M-AD/LP ‡	508
110 Volt Powered Electronic, non-standing pilot system with variable flame height control	EPK-2V-TR or EPK-2VP-TR ‡	681
High Capacity, 110 Volt Powered Electronic, non-standing pilot system w/variable flame height control	EPK-3V-TR or EPK-3VP-TR ‡	775
Electronic Pilot System with Hot Surface Ignition and Smart Valve	EPK-05 or EPK-05P ‡	1,574
Manual On/Off Valve with extension and knob handle	AV-17 / AV-18	51
Case of 12 - Manual On/Off Valves	AV-17-12 / AV-18-12	612
Straight Line Gas Valve with Key	AV-30	45

\* = Field convertible Propane Orifice Included. Specify if for Propane by adding a "P" to the model number (e.g. **APK-17P**).

‡ = Not Field Convertible. Kit **Must** be ordered for specific gas. (e.g. **EPK-1** for Natural Gas or **EPK-1P** for Propane)

## Remote Compatible Options & Accessories

DESCRIPTION	MODEL #	PRICE
Basic ON/OFF Receiver/Transmitter Set	RR-1A	\$ 87
Deluxe ON/OFF Receiver/Transmitter Set	RR-2A	127
Basic Variable Receiver/Transmitter Set for "15" & "17" Style Models	VR-1A	105
Deluxe Variable Receiver/Transmitter Set for "15" & "17" Style Models	VR-2A	144
Wall Switch, Cover and Wiring	WS-1	48
Wall Timer, Cover and Wiring	WS-2	118
Wall Switch, Cover and Wiring ("15" & "17" Models Only)	WS-3	59

### G4 & G45 Burner Size Compatibility for Safety Valves

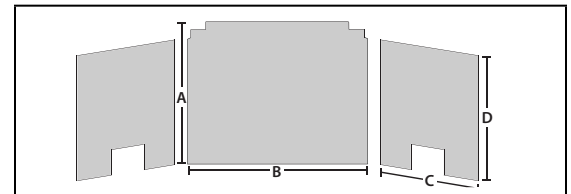
Valve Model	Gas Type	Max BTU †	G4 & G45 Standard	G45-2 See-thru
SPK-26	N.G.	100,000	12" - 36"	16" - 30"
SPK-26P	L.P.	200,000	12" - 60"	16" - 60"
APK-10	N.G.	230,000	12" - 60"	16" - 60"
APK-10P	L.P.	372,000	12" - 60"	16" - 60"
APK-11	N.G.	70,000	12" - 30"	16" - 18"
APK-11P	L.P.	110,000	12" - 42"	16" - 30"
APK-15	N.G.	85,000	12" - 30"	16" - 18"
APK-15P	L.P.	135,000	12" - 42"	16" - 36"
APK-17	N.G.	100,000	12" - 42"	16" - 30"
APK-17P	L.P.	200,000	12" - 60"	16" - 60"
EPK-1	N.G.	88,000	12" - 30"	16" - 18"
EPK-1P	L.P.	110,000	12" - 42"	16" - 30"
EPK-2	N.G.	120,000	12" - 42"	16" - 30"
EPK-2P	L.P.	190,000	12" - 60"	16" - 60"
EPK-2V-TR	N.G.	120,000	12" - 42"	16" - 30"
EPK-2VP-TR	L.P.	180,000	12" - 60"	16" - 60"
EPK-3V-TR	N.G.	200,000	12" - 60"	16" - 60"
EPK-3VP-TR	L.P.	320,000	12" - 60"	16" - 60"



† Using Real Fyre® Burner Systems

## A. Three-Panel Fyrebacks

DESCRIPTION	SIZE	FYREBACK MODEL #		WT.	PRICE
		Traditional	Contemporary		
Three-Panel Fyrebacks Satin Stainless	18"	<b>FBS-18</b>	<b>FBC-18</b>	10 lb.	<b>\$ 140</b>
	24"	<b>FBS-24</b>	<b>FBC-24</b>	12	<b>160</b>
	30"	<b>FBS-30</b>	<b>FBC-30</b>	14	<b>175</b>
	36"	<b>FBS-36</b>	<b>FBC-36</b>	17	<b>194</b>
Three-Panel Fyrebacks Polished Stainless Steel	18"	<b>FBSP-18</b>	<b>FBCP-18</b>	10	<b>215</b>
	24"	<b>FBSP-24</b>	<b>FBCP-24</b>	12	<b>239</b>
	30"	<b>FBSP-30</b>	<b>FBCP-30</b>	14	<b>258</b>
	36"	<b>FBSP-36</b>	<b>FBCP-36</b>	17	<b>302</b>
Three-Panel Fyrebacks Rose Gold	18"	<b>FBSG-18</b>	<b>FBCG-18</b>	10	<b>414</b>
	24"	<b>FBSG-24</b>	<b>FBCG-24</b>	12	<b>449</b>
	30"	<b>FBSG-30</b>	<b>FBCG-30</b>	14	<b>489</b>
	36"	<b>FBSG-36</b>	<b>FBCG-36</b>	17	<b>550</b>
Three-Panel Fyrebacks Black Porcelain	18"	<b>FBSB-18</b>	<b>FBCB-18</b>	10	<b>215</b>
	24"	<b>FBSB-24</b>	<b>FBCB-24</b>	12	<b>239</b>
	30"	<b>FBSB-30</b>	<b>FBCB-30</b>	14	<b>258</b>
	36"	<b>FBSB-36</b>	<b>FBCB-36</b>	17	<b>302</b>



Fyreback Dimension Chart

	A*	B	C	D
18" Models	16"	16.5"	11"	14"
24" Models	16"	21.5"	12"	14"
30" Models	16"	26.5"	13"	14"
36" Models	16"	31.5"	14"	14"

\* Add 1" to A dimension for Traditional Models



DP-2  
Decor Pack



DP-5  
Decor Pack



DP-7  
Decor Pack  
(Featuring Bryte Coals)



HDK-1  
Decor Pack



RK-1  
Refresh Kit

## B. Decor Packs, Refresh Kit & Burner Affix Kit

DESCRIPTION	MODEL #	WT.	PRICE
Decor Pack (Case of 6)	Includes: 4 small size wood chips and 3 small size Pine Cones (Vacuum Packed)	<b>DP-2-6</b>	18 lb. <b>\$ 318</b>
Ember Enhancing Decor Pack	Includes: Bryte Coals, Lava Coals, 2 Pine Cones & 2 Wood Chips	<b>DP-5</b>	10 <b>80</b>
Ember Enhancing Decor Pack	Includes: Bryte Coals, Lava Coals, 2 Pine Cones, 2 Wood chips and 2 Acorns	<b>DP-7</b>	12 <b>84</b>
Decor Pack (Case of 6)	Includes: 2 Acorns, 2 Pine Cones and 4 Wood Chips (Vacuum packed)	<b>HDK-1-6</b>	18 <b>372</b>
Refresh Kit	Includes: Ember Glow, Glue, Sand(NG) or Vermiculite(LP), Bryte Coals, Lava Granules & Acorns	<b>RK-1/ RK-1P</b>	26 <b>95</b>
Burner Affix Kit	Includes: Mounting Bracket, Screw and Silicone	<b>AFK-1</b>	1 <b>26</b>

## C. Decorative Branches & Bonus Logs

DESCRIPTION	MODEL #	WT.	PRICE
9" Oak Branches (2 in a Box)	<b>BR-2</b>	3 lb.	<b>\$ 36</b>
17" Oak Branch	<b>BR-17</b>	6	<b>43</b>
21" Oak Branch	<b>BR-21</b>	11	<b>69</b>
Four Charred Branches (Vacuum Packed)	<b>BDC-4</b>	11	<b>89</b>
Special Designer Bonus Logs (2 in a Box)	<b>SD-BONUS</b>	13	<b>78</b>
Special Split Logs (2 in a Box)	<b>SS-BONUS</b>	8	<b>85</b>
Charred Series Chunk	<b>CHC-01</b>	2	<b>23</b>
Wood Chip Ring (Vacuum Packed)	<b>WCRD-1</b>	3	<b>31</b>



BDC-4  
Four Charred Branches



BR-17  
17" Oak Branch



BR-2  
9" Oak Branches



SS-BONUS  
Split Logs



SD-BONUS  
Designer Logs



WCRD-1  
Wood Chip Ring

## D. River Rocks & Wood Chunks

DESCRIPTION	COLOR	MODEL #	PRICE
River Rock Fyre Stones (Set of 10 Assorted Sizes)	Assorted	<b>STN-10</b>	<b>\$ 107</b>
	Ivory	<b>STN-10I</b>	
	Slate	<b>STN-10S</b>	
	Terracotta	<b>STN-10T</b>	
Designer River Rock Fyre Stones (Set of 20 Assorted Sizes)	Assorted	<b>STN-20</b>	<b>249</b>
Designer Wood Chunks (Set of 36 Assorted Sizes)		<b>WCD-36</b>	<b>249</b>



STN-20  
20-Pc. Designer River Rock Fyre Stones



WCD-36  
36-Pc. Designer Wood Chunks



STN-10  
10-Pc. River Rock Fyre Stones

## E. Pine Cones, Wood Chips, & Acorns

DESCRIPTION	MODEL #	WT.	PRICE
4 Designer Pine Cones (Assorted sizes, vacuum packed)	Case of 6 <b>PC-4-6</b>	22 lb.	<b>\$ 234</b>
4 Wilderness Pine Cones (Assorted sizes, vacuum packed)	Case of 6 <b>PCW-4-6</b>	21	<b>234</b>
6 Wood Chips (Vacuum packed)	Case of 6 <b>WC-6-6</b>	22	<b>282</b>
6 Charred Wood Chips (Vacuum packed)	Case of 6 <b>WCH-6-6</b>	22	<b>312</b>
6 Acorns (Vacuum packed)	Case of 6 <b>AC-6-6</b>	15	<b>198</b>



PC-4  
Designer Pine Cones



PCW-4  
Wilderness Pine Cones



WC-6  
Designer Wood Chips



WCH-6  
Charred Wood Chips



AC-6  
Acorns

## F. Gas Log Burner Kit Accessories

DESCRIPTION	MODEL #	WT.	PRICE
Ember Glow	Single	<b>EM-1</b>	6 oz. <b>\$ 20</b>
	Case of 12	<b>EM-1-12</b>	5 lb. <b>240</b>
Super Embers (Includes Bryte Coals)		<b>EM-1S</b>	7 oz. <b>36</b>
Bryte Coals		<b>EM-11</b>	2 oz. <b>20</b>
Select White Sand (10 lb. Bag)	Single	<b>CS-10</b>	10 lb. <b>20</b>
	Case of 6	<b>CS-10-6</b>	66 lb. <b>120</b>
Vermiculite Granules	Single	<b>LF-15</b>	1.5 lb. <b>23</b>
	Case of 12	<b>LF-15-12</b>	18 lb. <b>276</b>
Lava-Fyre Granules (5 lb. Bag)	Single	<b>LF-5</b>	5 lb. <b>17</b>
	Case of 12	<b>LF-5-12</b>	68 lb. <b>204</b>
Lava-Fyre Granules (10 lb. Bag)	Single	<b>LF-10</b>	10 lb. <b>28</b>
	Case of 6	<b>LF-10-6</b>	63 lb. <b>168</b>
Lava-Fyre Coals (10 lb. Bag)	Single	<b>LFC-10</b>	10 lb. <b>33</b>
	Case of 6	<b>LFC-10-6</b>	66 lb. <b>198</b>
Lava-Fyre Volcanic Stones (In a Poly Bag)	Single	<b>VS-3</b>	3 lb. <b>25</b>
	Case of 12	<b>VS-3-12</b>	30 lb. <b>300</b>
Assorted Volcanic Stones (12 lb. Box)		<b>VS-12</b>	12 lb. <b>47</b>
Assorted Volcanic Stones (25 lb. Box)		<b>VS-25</b>	25 lb. <b>77</b>



EM-1  
Ember Glow



EM-1S  
Super Embers  
(Includes Bryte Coals)



EM-11  
Bryte Coals



CS-10  
Select White Sand



LF-15  
Vermiculite Granules



LF-10  
Lava Granules



LFC-10  
Lava Coals



VS-25  
Assorted Volcanic Stones

## G. Additional Accessories

DESCRIPTION	MODEL #	WT.	PRICE
Pine Cone Crackler with Cover (Vacuum Packed)	<b>PCC-1</b>	4 lb.	<b>\$ 118</b>
Wood Chip Crackler with Cover (Vacuum Packed)	<b>WCC-1</b>	4 lb.	<b>118</b>
Wood Chunk Decorative Cover (Vacuum Packed)	<b>WCDC-1</b>	2 lb.	<b>40</b>
Pine Cone Decorative Cover (Vacuum Packed)	<b>PCDC-1</b>	2 lb.	<b>40</b>
Valve Cover, Designer (Vacuum Packed)	<b>WCEC-1</b>	7 lb.	<b>48</b>
Valve Cover, Charred (Vacuum Packed)	<b>CHEC-1</b>	7 lb.	<b>48</b>
Fireplace Adhesive Glue	Single	<b>GL-1</b>	2 oz. <b>20</b>
	Case of 12	<b>GL-1-12</b>	5 lb. <b>240</b>
Rigid Gas Log Lighter	Single	<b>LG-1</b>	2 lb. <b>41</b>
	Case of 12	<b>LG-1-12</b>	19 lb. <b>492</b>
Gasaver Gas Log Lighter	Single	<b>LL-1</b>	2 lb. <b>48</b>
	Case of 12	<b>LL-1-12</b>	19 lb. <b>576</b>
14" Cast Iron Gas Log Lighter	<b>LC-1</b>	5 lb.	<b>67</b>
Cast Iron Fender (For all Gas Log Sets)	18" size	<b>FF-04-18</b>	8 lb. <b>51</b>
	24" size	<b>FF-04-24</b>	10 lb. <b>59</b>
	30" size	<b>FF-04-30</b>	12 lb. <b>72</b>
Stainless Steel Nest Fender (For P45 Burners Only)	18" size	<b>FF-05-18</b>	2 lb. <b>48</b>
	24" size	<b>FF-05-24</b>	3 lb. <b>54</b>
	30" size	<b>FF-05-30</b>	4 lb. <b>66</b>



WCEC-1  
Designer Valve Cover



WCDC-1  
Wood Chunk Decor Cover  
(Hides remote receiver or crackler)



PCDC-1  
Pine Cone Decor Cover  
(Hides remote receiver or crackler)



CHEC-1  
Charred Valve Cover



LG-1



LL-1



LC-1



GL-1  
Adhesive Glue



FF-04  
Cast Iron Fender



FF-05  
Stainless Steel Nest Fender

**Robert H. Peterson Co.**  
14724 E Proctor Ave., City of Industry, CA. 91746  
Tel: (626) 369-5085 • Fax: (626) 369-5979