

LGF1 FILL STATION PUMP

Excellent for small fill stations, vaporizer installations and low capacity transfer.

- Two pump capacities available:
10 GPM or 15 GPM
- Complete kit includes explosion proof motor & switch
- Integral bypass valve and safety relief valve (circulates back to pump inlet).

LGF1-1HP

8 Gallon capacity is best suited for cylinder and small motor fuel fill systems.


LGF1P-1.5HP

13 Gallon capacity is excellent for motor fuel fill systems.

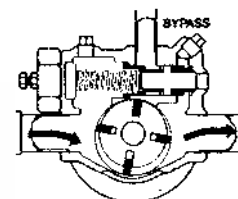
RMI Part No.	Capacity (GPM)	Pump Only		Inlet/Outlet	Motor & Electrical Service*	Bypass Valve
		50lb Dif.	100lb Dif.			
LGF1-1HP	LGF1	8	4.4	1"	1HP, 115/230V, 1PH	Built-In
LGF1P-1.5HP	LGF1P	13	8.0	1"	1.5HP, 115/230V, 1PH	Built-In
LGF1-1HPV**	LGF1	8	4.4	1"	1HP, 115/230V, 1PH	Built-In
LGF1P-1.5HPV**	LGF1P	13	8.0	1"	1.5HP, 115/230V, 1PH	Built-In

* Other motor service available.

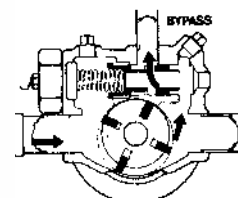
** "V" designated motor equipped with condensation drain



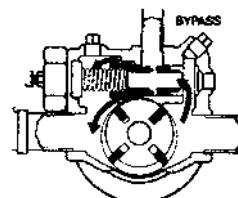
LGF1



Normal Operation



Back-to-Tank Bypassing



Safety Pressure


LGRLF FILL STATION PUMP

Economical large capacity flange mounted pump assembly for motor fuel and large cylinder fill operation. Provides greater flow capacity while maintaining high differential pressure. Features removable cavitation suppression liner for longer pump life.

RMI Part No.	Bypass	Inlet Outlet	HP	Service	Capacity, (GPM)		Max. Diff. Pr.
					Approx 50lb	100lb	
LGRLF-1-1/4	BV-3/4	1 1/4"	2	115/230, 1PH	16	14	80#
			2	230/460, 3PH	16	14	80#
			1 1/2	115/230, 1PH	15	12.5	50#
			1 1/2	230/460, 3PH	15	12.5	50#

* See Motors & Starters page for switches & overload starters.

** Can be ordered with condensation drain.



LGRLF-1-1/4


LGL & LGLF MEDIUM CAPACITY PUMP AND BASE ASSEMBLY

Excellent for small transfer jobs and multiple scale fill operations.

- Integral safety relief valve (circulates back to pump, inlet).
- Assembly includes pump, mounting base, coupling and guard (everything but motor & switch).
- Motors available, sized determined by differential pressure and GPM requirements.
- Cavitation Suppression Liner.
- Must specify motor frame size when ordering.


RMI Part No.	Inlet Outlet	Motor Size*	Approx. Capacity, (GPM)		Approx. Max. Diff. (lbs)
			50lb	100lb	
LGL-1-1/4-DM	1 1/4"	2 HP	21	18	60
		3 HP	21	18	120
LGL-1-1/2-DM	1 1/2"	3 HP	33	29	80

*See Motors & Starters page for proper motor, switch and bypass valve part numbers.



LGL-1-1/4-DM

blackmer
PEOPLE PROVIDING FLOW TECHNOLOGY WORLDWIDE...



LGL2-VB

LGL LARGE FILL SYSTEM PUMPS

High capacity pumps for large multiple scale systems and medium liquid transfer systems for loading transports and delivery trucks.

- Integral safety relief valve.
- Replaceable cylinder liner & end disc for inexpensive rebuilding.
- Assemblies include pump mounting base, V-belts, guards and sheaves. (Everything but motor.)
- Motors available — size determined by pressure differential and GPM requirements. Sheave sizes determined by RPM requirements.
- Cavitation suppression liner.

RMI Part No.		Inlet*	Outlet*	Drive	Capacity @ 640 RPM	
Pump, Base & Drive Assembly	Pump Only				50lb Dif.	100lb Dif.
LGL2-VB	LGLD2E	2" NPT	2" NPT	V-Belt	67 GPM	157 GPM
LGL3-VB	LGLD3E	3" NPT	3" NPT	V-Belt	133 GPM	112 GPM
LGL4-VB	LGL4	4" WELD	3" WELD	V-Belt	270 GPM	220 GPM

*Weld connection optional.

CONTINUOUS DUTY HIGH PRESSURE PUMP

Excellent for high differential applications:

- Single and dual hose dispensers
- Cylinder carousels
- Underground tanks
- Aerosol filling

FEATURES:

- Sliding vane construction
- Cavitation suppression liner
- Flanged inlet and outlet

RMI Pump Part No.	Mounting Configuration	Max Differential	GPM	Motor HP
LGL154A-F	C-Face Mounted Pump	140	11	3
LGL156A-F	C-Face Mounted Pump	160	21	5
LGL158B-F	C-Face Mounted Pump	200	32	7.50



blackmer
PEOPLE PROVIDING FLOW TECHNOLOGY WORLDWIDE...

RMI Part No.		Capacity Range (GPM)	Motor Horse Power	Typical Pipe Size	
Complete Compressor Transfer Unit *	Compressor & Flywheel Only			Vapor	Liquid
LB161-LU	LB161-CO	45-95	3-7½"	1¼"	2"
LB361-LU	LB361-CO	115-205	7½"-15"	2"	3"
LB601-LU	LB601-CO	240-365	15-25"	2½"	4"
LB942-LU	LB942-CO	360-650	20-50"	3"	6"

*Transfer unit includes compressor, gauges, base, piping, strainer, 4-way valve, liquid trap, belt guards and sliding base (motor is not included).

COMPRESSOR REPAIR KITS

Compressor Model No.	RMI Part No.	
	Kit - Top End	Kit - Intermediate
LB161-LU	792229	792230
LB361-LU	793229	793230
LB601-LU	794237	794238


TOP END: includes piston rings and expanders, packing, valves, gaskets and o-rings.

INTERMEDIATE: includes Top End plus wrist pin and bushing, connecting rod bearings and crossheads.

OIL-FREE GAS COMPRESSORS

High performance for liquid transfer and vapor recovery of propane, butane and other liquified gases.

- Design improvements promote longer service life and efficient performance.
- Vapor recovery from unloading operation provides significant savings.
- Durable construction and simplified parts installation make compressor field serviceable.



LB161-LU



LGL SERIES TRUCK PUMPS

Excellent pump for bobtails and transports, the standard workhorse pump.

- LGLD2E has double shaft extension permitting left or right hand PTO.
- LGLD3E has been engineered for a high flow and increased durability.
- Integral safety relief valves.
- Replaceable cylinder liner and end disc for fast and inexpensive rebuilding.
- Cavitation suppression liner.



LGLD2E

RMI Part No.	Inlet/Outlet	Capacity - 640 RPM		Capacity - 780 RPM	
		50 lb Dif.	100 lb Dif.	50 lb Dif.	100 lb Dif.
LGLD2E	2" NPT	67 gpm	57 gpm	--	--
LGLD3E	3" NPT	133 gpm	112 gpm	160 gpm	150 gpm

TLGLF3 TRUCK PUMPS



TLGLF3

Excellent pump for the modern large capacity bobtail truck.

- 3" Direct flange mounting.
- Double shaft extension is suitable for right or left hand PTO.
- Pump has auxiliary 2" intake for emergency pumping.
- Cavitation suppression liner.

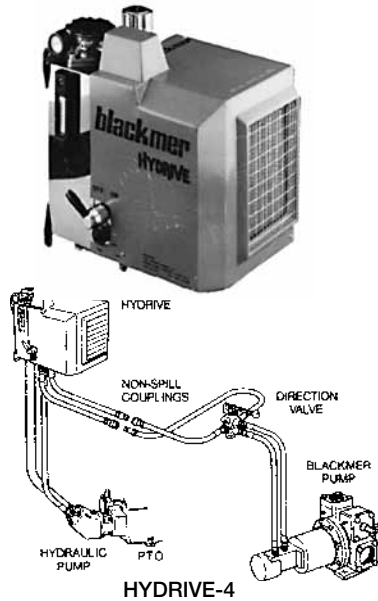
RMI Part No.	Intake	Auxiliary		Capacity, 650 rpm		Capacity, 870 rpm	
		Intake	Outlet	50 lb Dif.	100 lb Dif.	50 lb Dif.	100 lb Dif.
TLGLF3	3" Flange	2" NPT	2" NPT	93 gpm	83 gpm	129 gpm	129 gpm
300/0300	3" Flange Mounting Gasket for TGLF3						

BLACKMER HYDRIVE HYDRAULIC DRIVE PACKAGE

Blackmer's new Hydrive is a fully integrated hydraulic drive system that is designed for use on bobtails and transports.

The Hydrive lightweight system provides for lower idle speed, longer pump life and added safety with no exposed shafts. Factory engineers match the hydraulic pump and motor to the vehicle transmission.

***Note: Hydrive package must be sized and quoted. Call for sizing assistance and quotations.**



HYDRIVE-4

RMI Part No.	Description
*	Complete Package for TLGLF3
*	Complete Package for TLGLF4B
Y512823	Hydrive Cooler Only - 2010
Y512929	Hydrive Cooler Only - 2020
Y219185	Return Filter - 2010
Y219612	Return Filter - 2020
889601	Hydraulic Motor
895136	Hydraulic Motor Mounting Kit, TLGLF3
892037	Hydraulic Motor Mounting Kit, TLGLF4B

TLGLF4B TRANSPORT TRUCK PUMP B



TLGLF4B

The most common transport pump on the road, ideal intake condition assures maximum pumping rate.

- 4" Direct flange mounting.
- Auxiliary 3" intake for emergency unloading of another tank or truck.
- Rated up to 380 gpm.
- Integral safety relief valve.
- Double shaft extension is suitable for right or left hand.
- Cavitation suppression liner.

RMI Part No.	Intake	Auxiliary Intake	Outlet (Dual)	Capacity, 650 rpm		Capacity, 870 rpm	
				50 lb Dif.	100 lb Dif.	50 lb Dif.	100 lb Dif.
TLGLF4B	4" Flange	3" NPT	2" NPT	250 gpm	245 gpm	380 gpm	350 gpm
300/0400	4" Flange mounting gasket for TLGLF4B						

© Ray Murray Inc. Edition 11