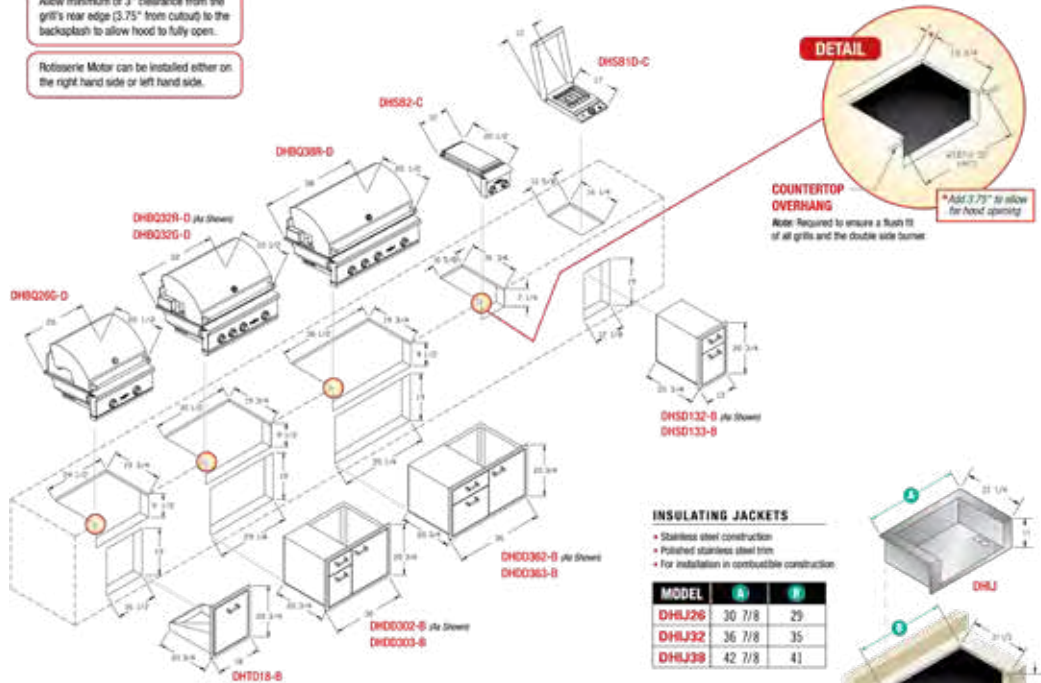




## CUT OUT DIMENSIONS

Allow minimum of 3" clearance from the grill's rear edge (3.75" from cutout) to the backplash to allow hood to fully open.

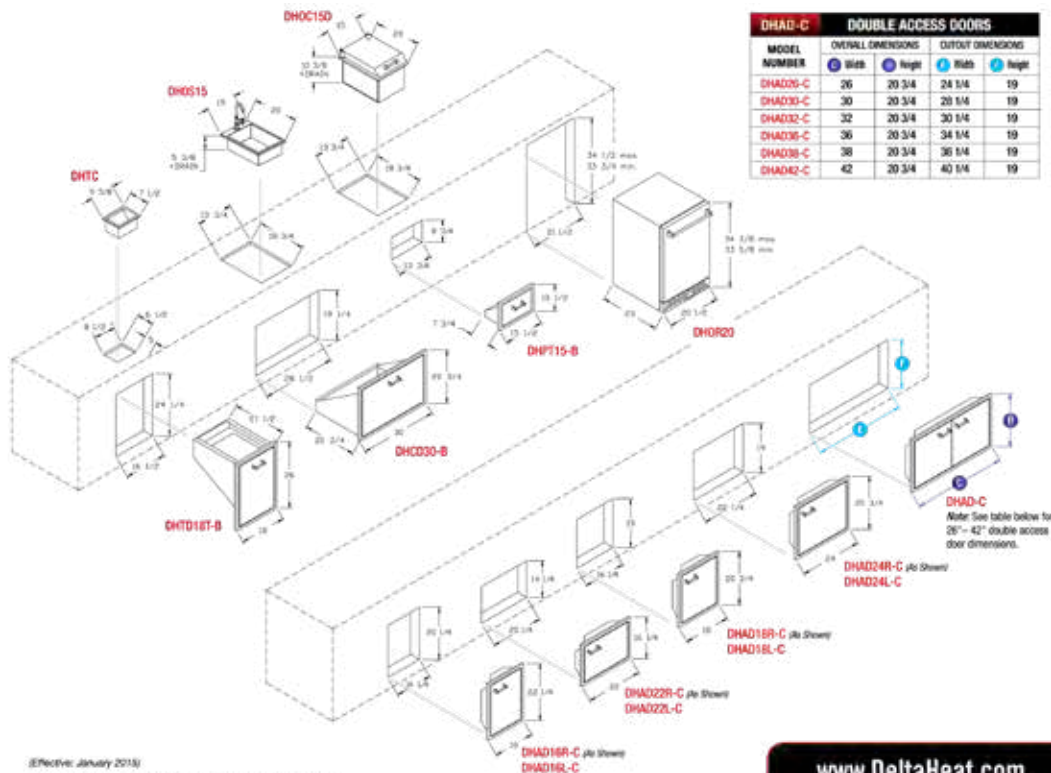
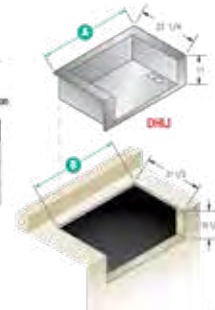
Rotisserie Motor can be installed either on the right hand side or left hand side.



### INSULATING JACKETS

- Stainless steel construction
- Polished stainless steel trim
- For installation in combustible construction

MODEL	W	D	H
DHLJ26	30 7/8	29	
DHLJ32	36 7/8	35	
DHLJ39	42 7/8	41	



(Effective January 2015)

For the constant advancement of our products, Delta Heat® reserves the right to change the specifications, designs, and materials of the products without prior notification.

[www.DeltaHeat.com](http://www.DeltaHeat.com)

The information provided is for reference purposes only. Detailed instructions and specifications unique to the product purchased can be found in the Manufacturer's Owner's Manual.