

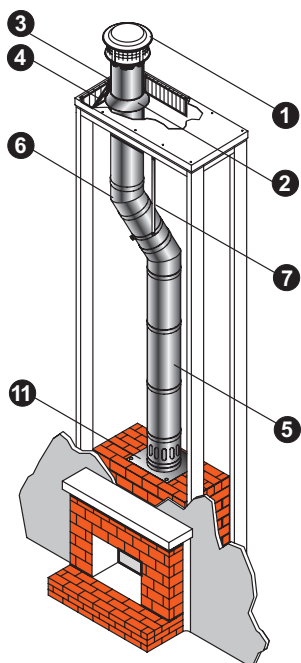
Venting Components – DuraChimney II

DuraChimney II

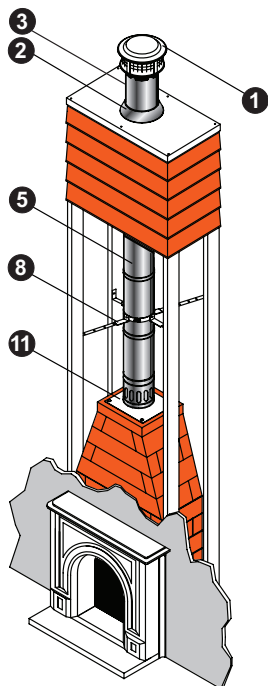
Typical Installation

Installation Key			
1	Chimney Cap	8	Stabilizer
2	Storm Collar	9	Firestop
3	Chase Top Flashing	10	Attic Insulation Shield
4	Roof Radiation Shield	11	Anchor Plate/ Anchor Plate with Damper
5	Chimney Section	12	Supplementary Support
6	Elbow	13	Wall Strap
7	Elbow Strap		

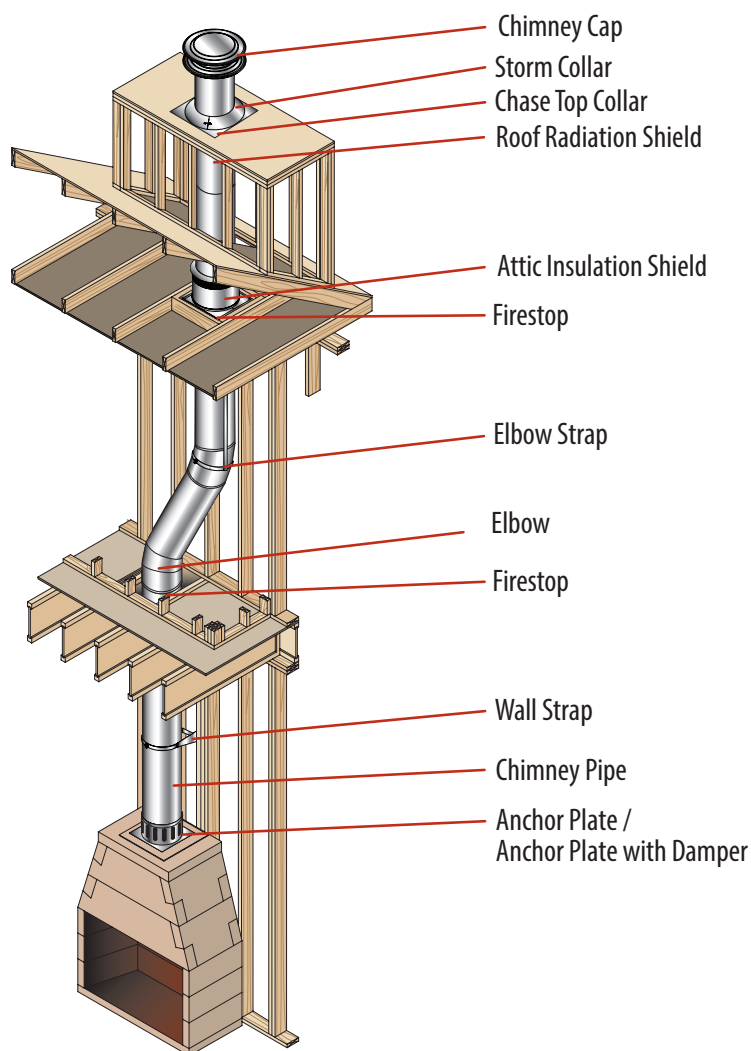
Applications: DuraChimney II is a double-wall, air-cooled chimney system for use with masonry fireplaces which burn wood, oil, coal, or gas.



Masonry Firebox with Metal Chimney



Prefabricated Masonry Fireplace Kit with Metal Chimney



SOME BRANDS ARE ONLY AVAILABLE IN SELECTED AREAS, SEE MAP ON PAGE 4 OR CONTACT YOUR REGIONAL SALES MANAGER FOR MORE INFO.

Pricing, model numbers and availability are subject to change without notice. Call for most current information.

Chimney Pipe

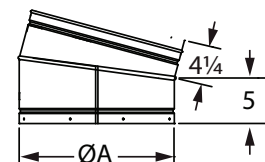
SIZE	STOCK#	A	B	List Price
12"	12DCA-12	12"	15"	\$181.89
12"	12DCA-18	18"	15"	\$216.39
12"	12DCA-36	36"	15"	\$332.43
12"	12DCA-48	48"	15"	\$388.88
14"	14DCA-12	12"	17"	\$200.71
14"	14DCA-18	18"	17"	\$235.21
14"	14DCA-36	36"	17"	\$388.88
14"	14DCA-48	48"	17"	\$417.10
16"	16DCA-12 ❖	12"	19"	\$225.80
16"	16DCA-18 ❖	18"	19"	\$279.11
16"	16DCA-36 ❖	36"	19"	\$435.92
16"	16DCA-48 ❖	48"	19"	\$453.17



15° Elbow

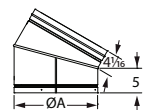
Use elbows to offset obstructions such as rafters, ridgepoles, or joists. 10"-16" DuraChimney II may have two pair of elbows, if needed. Offsets greater than 30° are not allowed. Elbows are not adjustable.

SIZE	12"	14"	16"
A	15"	17"	19"
STOCK#	12DCA-E15 ❖	14DCA-E15	16DCA-E15 ❖
LIST PRICE	\$363.79	\$398.29	\$617.70



30° Elbow

SIZE	12"	14"	16"
A	15"	17"	19"
STOCK#	12DCA-E30	14DCA-E30	16DCA-E30 ❖
LIST PRICE	\$363.78	\$398.29	\$435.92

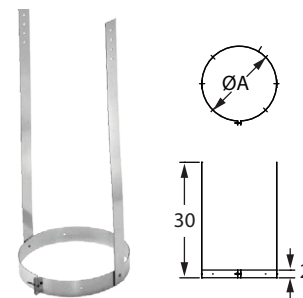


Venting Components – DuraChimney II

Elbow Strap

Use between two elbows to support the weight of the chimney.

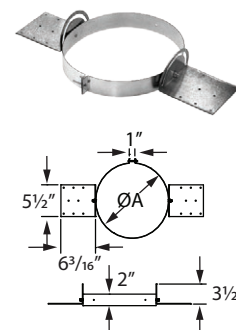
SIZE	12"	14"	16"
A	15 3/8"	17 3/8"	19 3/8"
STOCK#	12DCA-ES ❖	14DCA-ES	16DCA-ES ❖
LIST PRICE	\$195.38	\$200.21	\$205.03



Supplementary Support

Use to help support the weight of DuraChimney II. Supports a maximum of 25' of chimney.

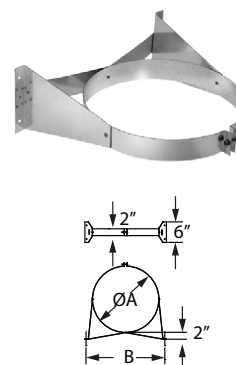
SIZE	12"	14"	16"
A	15 3/8"	17 3/8"	19 1/8"
STOCK#	12DCA-SS ❖	14DCA-SS ❖	16DCA-SS ❖
LIST PRICE	\$343.16	\$206.98	\$356.89



Wall Strap

Use to support and to stabilize the chimney in interior or exterior installations to ensure a 2" clearance. Wall Straps are required every 8' on exterior of the building only.

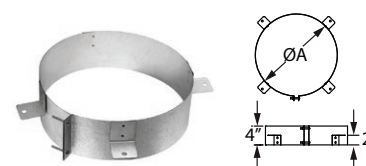
SIZE	12"	14"	16"
A	15 3/8"	17 3/8"	19 3/8"
B	18 1/8"	20 3/8"	22 1/16"
STOCK#	12DCA-WS ❖	14DCA-WS	16DCA-WS ❖
LIST PRICE	\$203.85	\$210.12	\$312.87



Stabilizer

Use to hold DuraChimney II in place. Use inside chase enclosures to stabilize the chimney.

SIZE	12"	14"	16"
A	15 3/8"	17 3/8"	19 3/8"
STOCK#	12DCA-ST ❖	14DCA-ST ❖	16DCA-ST ❖
LIST PRICE	\$116.67	\$96.09	\$192.17



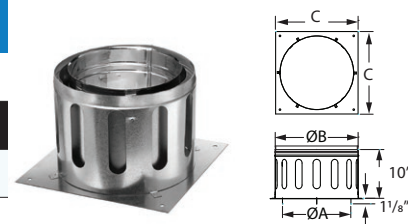
SOME BRANDS ARE ONLY AVAILABLE IN SELECTED AREAS, SEE MAP ON PAGE 4 OR CONTACT YOUR REGIONAL SALES MANAGER FOR MORE INFO.

Pricing, model numbers and availability are subject to change without notice. Call for most current information.

Anchor Plate

Use as a starter section for DuraChimney II. Bolts directly to the fireplace outlet.

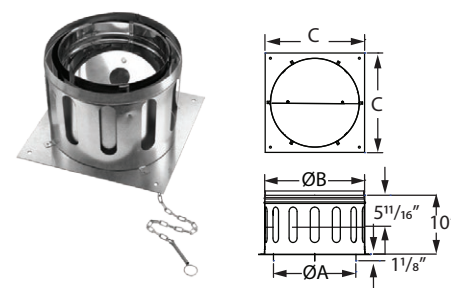
SIZE	12"	14"	16"
A	12"	14"	16"
B	15"	17"	19"
C	17"	19"	21"
STOCK#	12DCA-AP	14DCA-AP	16DCA-AP ❖
LIST PRICE	\$535.33	\$422.13	\$617.70



Anchor Plate w/ Damper

Use as a starter section for DuraChimney II. Bolts directly to the replace outlet. Damper section allows the chimney to be closed when the fireplace is not in use. Includes chain and lintel hook.


SIZE	12"	14"	16"
A	12"	14"	16"
B	15"	17"	19"
C	17"	19"	21"
STOCK#	12DCA-APD	14DCA-APD	16DCA-APD ❖
LIST PRICE	\$906.33	\$987.87	\$1,050.59



Firestop

Use in ceiling/floor penetrations above fireplace. A Firestop is not required when passing through the roof. Fits on the underside of ceiling.

SIZE	12"	14"	16"
A	21 5/8"	23 5/8"	25 5/8"
B	15 3/8"	17 3/8"	19 3/8"
STOCK#	12DCA-FS	14DCA-FS	16DCA-FS ❖
LIST PRICE	\$100.36	\$109.76	\$114.47

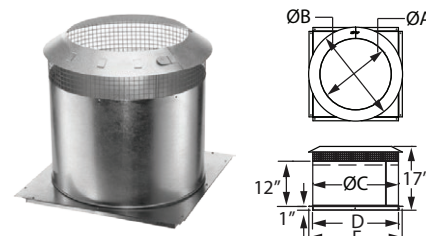


Venting Components – DuraChimney II

Attic Insulation Shield

Use in all installations that pass through an attic to prevent insulation and debris from accumulating near the chimney, unless the chimney is enclosed through attic. Consists of two parts – a collar and a base.

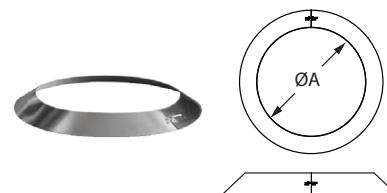
SIZE	12"	14"	16"
A	15"	17"	19"
B	19"	21"	29"
C	18 13/16"	20 13/16"	22 13/16"
D	18 7/8"	20 7/8"	22 7/8"
E	20 13/16"	22 13/16"	24 13/16"
STOCK#	12DCA-IS	14DCA-IS	16DCA-IS ❖
LIST PRICE	\$746.39	\$777.75	\$784.03



Storm Collar

Use to help prevent rain from entering the chase. Use with a flashing and a Chimney Cap.

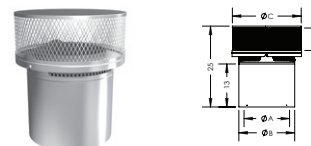
SIZE	12"	14"	16"
A	15"	17"	19"
STOCK#	12DCA-SC	14DCA-SC	16DCA-SC ❖
LIST PRICE	\$64.29	\$68.99	\$68.99



Chimney Cap

Use to terminate the chimney system. Required on all installations. Slides over the previous section of DuraChimney II pipe to allow for chimney height adjustment. Includes a Spark Arrestor.

SIZE	12"	14"	16"
A	12"	14"	16"
B	15"	17"	19"
C	21"	21"	23"
STOCK#	12DCA-VC1	14DCA-VC1	16DCA-VC1 ❖
LIST PRICE	\$533.14	\$624.08	\$715.03



SOME BRANDS ARE ONLY AVAILABLE IN SELECTED AREAS, SEE MAP ON PAGE 4 OR CONTACT YOUR REGIONAL SALES MANAGER FOR MORE INFO.

Pricing, model numbers and availability are subject to change without notice. Call for most current information.