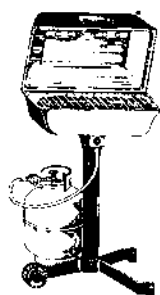


RUBBER SMALL DIAMETER HOSE

RMI Part No.	I.D.	O.D.	Weight (Lbs.) per 100 Foot
LPGH-1/4	1/4"	.610"	14
LPGH-3/8	3/8"	.750"	22

ACCUFLEX THERMOPLASTIC HOSE

RMI Part No.	I.D.	O.D.	Weight (Lbs.) per 100 Foot
LPGH-5/16	5/16"	.580"	16



GRILL & HEATER HOSE

SMALL DIAMETER RUBBER BRAIDED HOSE

Small diameter hose for grills, recreation appliances, construction heaters and torches. Available in cut lengths or economical bulk reels.

- UL-21 Approved Hose
- 350 PSI Working Pressure with 1750 PSI Minimum Burst Pressure
- For Use with Crimped Ferrules and Hose Barbed Fittings

BRASS HOSE FERRULES



7327

RMI Part No.	Inside Diameter	Ferrule Length	Ferrule Thickness	RMI Hose Part No.
7325	.562"	1"	.024"	--
7326	.593"	1"	.024"	LPGH-5/16
7327	.625"	1"	.024"	LPGH-1/4
7328	.656"	1"	.024"	--
7329	.687"	1"	.024"	--
7330-B	.718"	1"	.024"	--
7331	.750"	1"	.024"	--
7332	.781"	1"	.024"	LPGH-3/8
7333	.812"	1"	.024"	--

HOSE CUTTING TOOL



MCT-4

Fast, easy and clean. Cuts through 3/4" hose. Replaceable blades available.

RMI Part No.	Description.
MCT-4	Hose Cutter
MCB-4	Pkg. of 2 Blades

HOSE BARBS & FERRULE KITS



HBFK-1/4

Provides standard hose barb fittings and ferrules for either 1/4" or 3/8" double braid hose. Kits include the following fittings: 9/16" LH; 3/8" Female Flare; 3/8" Male Flare; 1/4" FNPT; 1/4" MNPT; 3/8" FNPT; 3/8" MNPT; POL & Ferrules.

RMI Part No.	Description
HBFK-1/4	Fitting & Ferrule Kit; 1/4" Hose
HBFK-3/8	Fitting & Ferrule Kit; 3/8" Hose

CRIMPING TOOLS



C-3

HAND CRIMP TOOL

To be used with 3/16", 1/4" and 3/8" I.D. hose ferrules. Press with a vise.



CR-100

BENCH MODEL HOSE CRIMPER


Low cost, portable and easy to use. Rugged construction.

RMI Part No.	Description
C-3	Hand Crimp Tool (3/16", 1/4", 3/16" & 3/8" I.D. Hose)
CR-100	Bench Crimper (3/16", 1/4", 5/16" & 3/8" I.D. Hose)

67 POL Adaptors, POL Caps and Plugs




FEMALE NPT BY HOSE BARB CONNECTOR



555

RMI Part No.	Hose I.D.	Thread Size
555	1/4"	1/4" NPT
557	3/8"	1/4" NPT
558	1/4"	3/8" NPT
560	3/8"	3/8" NPT
104-0608	3/8"	1/2" NPT

MALE NPT BY HOSE BARB CONNECTOR



537

RMI Part No.	Hose I.D.	Thread Size
102-0402	1/4"	1/8" NPT
541	1/4"	1/4" NPT
543	3/8"	1/4" NPT
537	1/4"	3/8" NPT
516-3/8	5/16"	3/8" NPT
539	3/8"	3/8" NPT
102-0608	3/8"	1/2" NPT
102-0612	3/8"	3/4" NPT



8-17

9/16"-18 L.H. FEMALE BY HOSE BARB CONNECTOR

RMI Part No.	Hose I.D.	Thread Size
8-17	1/4"	9/16"-18LH
-20	3/8"	9/16"-18L

9/16"-18 L.H. MALE BY HOSE BARB CONNECTOR



41-B

RMI Part No.	Hose I.D.	Thread Size
41-B	1/4"	9/16"-18LH

9/16"-18 L.H. HOSE CONNECTOR



31

RMI Part No.	Thread Size
31	9/16"-18LH X 9/16"-18LH
33	1/4" NPT X 9/16"-18LH
143	3/8" NPT X 9/16"-18LH

1"-20 SWIVEL ADAPTOR



ME-496

ME-484

RMI Part No.	Hose I.D.	Description
ME-484	1/4"	Female 1"-20 Swivel
ME-496	1/4"	Male 1"-20 Swivel

POL BY HOSE BARB CONNECTOR



ME5930



ME-1656


RMI Part No.	Hose ID	Outlet
ME5930	1/4"	POL
ME-1683	1/4"	POL w/Excess Flow Check
ME-1656	1/4"	POL w/Handwheel (Plastic)
ME-1655	1/4"	Handwheel & Excess Flow Check



TYPE 1 (QCC) HOSE BARB

RMI Part No.	Hose ID	Outlet
ME517-25H	1/4"	QCC Nut x 1/4", Barb, 140,000 BTU
ME518-25H	1/4"	QCC Nut x 1/4", Barb, 200,000 BTU
ME518-38H	3/8"	QCC Nut x 3/8", Barb, 200,000 BTU
ME519-38H	3/8"	QCC Nut x 3/8" Barb, 400,000 BTU

FEMALE FLARE SWIVEL BY HOSE BARB CONNECTOR



HC-4335F

RMI Part No.	Hose I.D.	Thread Size
143-0407	1/4"	1/4" O.D.
HC-4335F	1/4"	3/8" O.D.
516-38SW	5/16"	3/8" O.D.
ME4355	3/8"	3/8" O.D.
ME4357	3/8"	1/2" O.D.

MALE FLARE BY HOSE BARB CONNECTOR



HC-4835

RMI Part No.	Hose I.D.	Thread Size
142-0407	1/4"	1/4" O.D.
HC-4835	1/4"	3/8" O.D.
HC-4855	3/8"	3/8" O.D.
HC-4857	3/8"	1/2" O.D.

1/4" MALE INVERTED FLARE \ BY HOSE BARB CONNECTOR



HC-5133

RMI Part No.	Hose I.D.	Thread Size
HC-5133	1/4"	1/4" Male Inv. Flare

BARB HOSE SPLICER



ME27C

RMI Part No.	Hose Size
ME27C	1/4" I.D. x 1/4" I.D.
149	3/8" I.D. x 3/8" I.D.
139xxx	5/16" I.D. x 5/16" I.D.

MALE POL ADAPTORS



858 or 858A



ME357



A680 or A681 or
A682



85TP



85NS

RMI Part No.	Size
858	MPOL x 1/4" NPT
858A	MPOL x 9/16"-18 LH
ME345	90° MPOL x 1/4"
ME357	MPOL x 1/2" FNPT
2906D	MPOL x 3/8" MNPT
A680	MPOL x 3/8" Flare
A681	MPOL x 1/2" Flare
A682	MPOL x 5/8" Flare
85NS	7/8" HEX POL Nut Only
85NL	1 1/8" HEX POL Nut Only
85TP	1/4" Tail Piece of 858

FEMALE POL ADAPTORS



ME301 - ME305



ME284 - ME287

RMI Part No.		Size
Fisher	Marshall Excelsior	
M301	ME301	FPOL X 1/4" FNPT
M303	ME303	FPOL X 1/2" FNPT
--	ME304	FPOL X 3/4" FNPT
--	ME305	FPOL X FPOL
M284	ME284	FPOL X 1/4" MNPT
M285	ME285	FPOL X 3/8" MNPT
M286	ME286	FPOL X 1/2" MNPT
M287	ME287	FPOL X 3/4" MNPT

POL CAPS & PLUGS - BRASS



A-1691
or M412

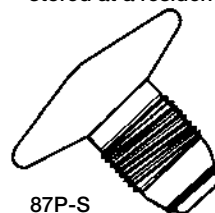


A-1699

RMI Part No.	Size
A-1691	MPOL Plug - 7/8" Hex
M412	MPOL Plug - 1/4" Allen
A-1699	FPOL Cap

PLASTIC POL PLUGS

Required safety plug for all cylinders filled at your plant, and dispensing units that are subsequently transported by car or stored at a residence.

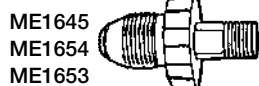


87P-S

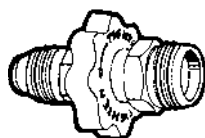
PLASTIC POL PLUGS

RMI Part No.	Description
87P-S	POL Safety Plug w/ strap (O-ring style)

MALE POL WITH SOFT NOSE (O-RING) SEAL AND HAND WHEEL ADAPTORS



ME1645
ME1654
ME1653



ME475

RMI Part No.	Excess Flow	Full Flow	Hand Wheel	Description
ME1645	X		X	9/16"-18LH x Soft Nose POL
ME1653	X		X	1/4" MNPT x Soft Nose POL
ME1654		X	X	1/4" MNPT x Soft Nose POL
ME1654AR		X	Brass	1/4" MNPT x Soft Nose POL
ME475		60 Orifice	X	1"-20 Male x Soft Nose POL w/ Hand Wheel

PLUGS & ADAPTORS



A-48W
or P499



P500 or
105-4



A-116

RMI Part No.	Outlet
A-48W	1/4" NPT x 1/4" inv. fl. inlet adaptor
P499	1/4" NPT x 1/4" inv. fl. w/screen
A116	1/4" NPT-street elbow
P500	1/4" inv. fl. plug
105-4	1/4" inv. fl. nut

CGA 555 LIQUID PROPANE ADAPTORS (formerly A982 Connection)



72-76
Female 555 X 1/4"



802
Female 555 X FPOL



A841
MPOL X M555



663
Hand Nut and Nipple

RMI Part No.	Valve Connection	Outlet Thread
72-76	FEM. 555	1/4" MNPT
M307	FEM. 555	9/16"-18 LH
802	FEM. 555	FPOL
A841	MPOL	M. 555
672	Brass Hand Nut	CGA 555
663	Nipple Hand Tight	1/4" NPT
972	FEM. 555 Cap & Chain Assembly	



BEL-4HP



BSL-4HP



BL-4-4LP

BRASS PIPE THREAD ELBOWS

RMI Part No.	Description
90° Female to Female NPT	
BEL-4HP	1/4" x 1/4"
90° Female to Male NPT: (Street)	
BL-4-4LP	1/4" x 1/4"
45° Female to Male NPT: (Street)	
BSL-4HP	1/4" x 1/4"



BFT-4LP

BMT-4HP



BST-4HP

BRASS PIPE THREAD TEES

RMI Part No.	Description
3-Way Female	
BFT-4LP	1/4" NPT
BFT-6HP	3/8" NPT
Female x Male	
BMT-4HP	1/4" NPT (Branch)
BST-4HP	1/4" NPT (Street)



BCR-4LP

**BRASS PIPE THREAD CROSSES
4-WAY FEMALE**

RMI Part No.	Description
BCR-4LP	1/4" NPT



BN-2-25HP

BRASS PIPE THREAD NIPPLES- MALE

RMI Part No.	Description	Length
BN-2-25HP	1/8" NPT	2 1/2"
BN-4-20HP	1/4" NPT	2"



P-4HP

BRASS PIPE THREAD PLUGS

RMI Part No.	Description	HEX
P-2HP	HEX Plug, 1/8" NPT	7/16"
P-4HP	HEX Plug, 1/4" NPT	5/8"
P-6HP	HEX Plug, 3/8" NPT	11/16"



BF-6-4HP

**BRASS PIPE THREAD REDUCER COUPLINGS
FEMALE TO FEMALE**

RMI Part No.	Description	Length	HEX
BF-6-4HP	3/8" NPT x 1/4" NPT	1.281	7/8"
BF-8-4HP	1/2" NPT x 1/4" NPT	1.671	1 1/8"



BF-4HP

BRASS PIPE THREAD COUPLINGS, FEMALE TO FEMALE

RMI Part No.	Description	Length	HEX
BF-2HP	1/8" NPT x 1/8" NPT	0.800	9/16"
BF-4HP	1/4" NPT x 1/4" NPT	1.187	3/4"
BF-6HP	3/8" NPT x 3/8" NPT	1.180	7/8"



BA-4-2HP

**BRASS PIPE THREAD ADAPTORS
FEMALE TO MALE**

RMI Part No.	Description	Length	HEX
BA-4-2HP	1/4" NPT x 1/8" NPT	1.062	3/4"
BA-4HP	1/4" NPT x 1/4" NPT	1.281	3/4"
BA-6-4HP	3/8" NPT x 1/4" NPT	1.312	7/8"



B-4HP

**BRASS PIPE THREAD HEX NIPPLES
MALE TO MALE**

RMI Part No.	Description	Length	HEX
B-4HP	1/4" NPT x 1/4" NPT	1.437	5/8"
B-6HP	3/8" NPT x 3/8" NPT	1.500	11/16"



BB-2-4HP

**BRASS PIPE THREAD BUSHINGS
FEMALE TO MALE**

RMI Part No.	Description	Length	HEX
BB-2-4HP	1/8" NPT x 1/4" NPT	0.875	5/8"
BB-4-6HP	1/4" NPT x 3/8" NPT	0.968	3/4"
BB-4-8HP	1/4" NPT x 1/2" NPT	1.125	7/8"
BB-6-8HP	3/8" NPT x 1/2" NPT	1.125	7/8"
BB-8-12HP	1/2" NPT x 3/4" NPT	1.168	1 1/8"



B-6-4HP

**BRASS PIPE THREAD REDUCER BUSHINGS
MALE TO MALE**

RMI Part No.	Description	Length	HEX
B-6-4HP	3/8" NPT x 1/4" NPT	1.467	11/16"
B-8-4HP	1/2" NPT x 1/4" NPT	1.687	7/8"
B-8-6HP	1/2" NPT x 3/8" NPT	1.718	7/8"

SHUT-OFF VALVES

211



217

RMI Part No.	Inlet	Outlet
208	9/16"-18LH Male	1/4" MNPT
211	1/4" MNPT	1/4" MNPT
218	1/4" FNPT	1/4" MNPT
208-F	9/16"-18LH Male	1/4" FNPT
217	1/4" MNPT	1/4" FNPT



N20SK

NEEDLE VALVE

Carbon steel valve with stainless steel needle provides high quality accurate flow adjustment and shut-off. Ideal for pressure gauges, bleed valve and shut-off.

RMI Part No.	Description
N20SK	1/4" FNPT Straight Valve
N20-10S	1/4" FNPT 90° Angle Valve
NMF20BK	1/4" MNPT + 1/4" FNPT Brass Valve

TYPE 1 (QCC) COUPLINGS



- Used for connecting regulators or hoses to Type 1 (QCC) cylinder valve
- 3 Flow capacities for greater protection in all types of applications
- Thermal sensitive sleeve protects against uncontrolled release in a fire

RMI Part No.	Description	Flow Restriction	Color
ME517	QCC Nut x 1/4" NPT	140,000 BTU	Black
ME518	QCC Nut x 1/4" NPT	200,000 BTU	Green
ME519	QCC Nut x 1/4" NPT	400,000 BTU	Red
EVACUATION COUPLING			
ME517EV	QCC Nut for Evacuation Only	Full Flow	Black

POL X TYPE 1 (QCC ADAPTOR)

Converts POL cylinder valve to Type 1 (QCC) Outlet



ME398

RMI Part No.	Description
ME398	MPOL x Male QCC
940C1	Push-On Dust Cap and Strap

TYPE 1 (QCC) ADAPTORS

Adapts Type 1 swivel connector to 1/4" male or female thread.



ME399



ME393-1

RMI Part No.	Description	Shut-Off Device
ME399	Male QCC x 1/4" MNPT	Quick Close
ME393-1	Male QCC x 1/4" FNPT	Quick Close
ME393-EX	Male QCC x 1/4" MNPT w/Excess Flow	Quick Close

PAD & BARREL LOCK KEY



RMI Part No.	Description
500BRK	Break-away lock; keyed alike
8509950	High security barrel lock
8610005	Barrel lock key

RV TYPE 1 ACME PIGTAILS

Heat-sensitive bushing melts between 240° F. & 300° F. allowing spring-loaded module in valve to push brass nipple back, closing the module and stopping the flow of gas from the container. Inside brass nipple, a flow limiting device senses excessive gas flow & shuts flow down to a maximum of 10 SCFH. UL-CGA

RMI Part No.	Description
MER425-12	Type 1 ACME x 1/4" inverted flare pigtail 12"
MER425-18	Type 1 ACME x 1/4" inverted flare pigtail 18"
MER425-24	Type 1 ACME x 1/4" inverted flare pigtail 24"
MER426-20	Type 1 ACME x 1/4" MNPT pigtail 20"


Type 1
Acme fitting


MER425

SAFETY LOCK POL VALVE LOCK

- Easy To Install
- Tamper Resistant
- Reduces Pilferage
- No Padlock Required
- Interchangeable Parts

ME530



The easy to install ME530 securely locks POL service valves to help prevent unauthorized hookups, reduce pilferage and increase security.

The tamper-resistant ME530 is effective for credit control, tanks and cylinders in storage, and out of service vessels. Properly installed, the ME530 assists safe turn-on and gas check for "out-of-gas" calls and new customers.

RMI Part No.	Description
ME530	SAF-T-LOK Cylinder Valve Lock (Brass POL plug w/ O-ring seal/Plated Steel Lock Collar/Tamper Seal Plug)
ME530-03	Key for Part No ME530 Lock

*One key free with purchase of (12) ME530

POL LOCKS

- The industry's first true POLock™
- Every dealer has his own registered key
- Can be keyed alike to other lock styles
- Over 60,000 usable key combinations
- 7 pin anti-pick tubular mechanism
- Rust resistant solid brass construction



B545B-A0



B531G

S533G-LLVC-A0



RMI Part No.	Description
B531G	POL Plug/Lock Set
B545B-A0	Padlock - Specialty Keyed
S533G-LLVC-A0	Locking Cap for Liquid Fill Valve
S502K	Key