

Majestic

MSRP Price Book Table of Contents

Majestic

Fireplace - Gas - Single-Sided

[Echelon II 36](#)

[Echelon II 48](#)

[Echelon II 60](#)

[Echelon II 72](#)

[Jade 32](#)

[Jade 42](#)

[Marquis II 36 IFT](#)

[Marquis II 42 IFT](#)

[Mercury 32](#)

[Meridian 36](#)

[Meridian 36 Modern](#)

[Meridian 36 Platinum](#)

[Meridian 42](#)

[Meridian 42 Modern](#)

[Meridian 42 Platinum](#)

[Quartz 32 w/ IFT](#)

[Quartz 36 Platinum](#)

[Quartz 36 w/ IFT](#)

[Quartz 42 w/ IFT](#)

Fireplace - Gas - Freestanding

[Ruby Freestanding 30"](#)

[Trilliant Freestanding 30"](#)

Fireplace - Gas - Multi-Sided

[Echelon II 36ST](#)

[Echelon II 48ST](#)

[Marquis II See-Through 42](#)

Fireplace - Wood - Single-Sided

[Ashland 36](#)

[Ashland 42](#)

[Ashland 50](#)

[Biltmore 36](#)

[Biltmore 42](#)

[Biltmore 50](#)

[Royalton 36](#)

[Royalton 42](#)

[Sovereign 36](#)

[Sovereign 42](#)

[WarmMajic-II](#)

Fireplace - Wood - Multi-Sided

[Designer Series See-Through 42](#)

Insert - Gas

[Jasper Insert 30"](#)

[Ruby Insert 25"](#)

[Ruby Insert 30"](#)

[Ruby Insert 35"](#)

[Trilliant Insert 25"](#)

[Trilliant Insert 30"](#)

[Trilliant Insert 35"](#)

Hearth & Home Technologies

Gas Logs - Burner Option Indoor

[2-Tier Stadium - Vented Burner 18"](#)

[2-Tier Stadium - Vented Burner 24"](#)

[2-Tier Stadium - Vented Burner 30"](#)

[3-Tier Stadium - Vented Burner 18"](#)

[3-Tier Stadium - Vented Burner 24"](#)

[3-Tier Stadium - Vented Burner 30"](#)

[Contemporary Vented Burner 24"](#)

[Contemporary Vented Burner 30"](#)

[Double Tube - Vented Burner 18"](#)

[Double Tube - Vented Burner 24"](#)

[Double Tube - Vented Burner 30"](#)

[Radiant Burner 18/24"](#)

[Radiant Burner 30"](#)

[See-Through Vented Burner 18"](#)

[See-Through Vented Burner 24"](#)

[Single Tube - Vented Burner 18"](#)

[Single Tube - Vented Burner 24"](#)

[Single Tube - Vented Burner 30"](#)

Gas Logs - Burner Option Outdoor

[Lumonessen Outdoor](#)

[Outdoor 2-Tier Stadium Vented Burner 18"](#)

[Outdoor 2-Tier Stadium Vented Burner 24"](#)

[Outdoor 2-Tier Stadium Vented Burner 30"](#)

[Outdoor 3-Tier Stadium Vented Burner 18"](#)

[Outdoor 3-Tier Stadium Vented Burner 24"](#)

[Outdoor 3-Tier Stadium Vented Burner 30"](#)

[Outdoor Single Tube - Vented Burner 18"](#)

[Outdoor Single Tube - Vented Burner 24"](#)

Hearth & Home Technologies

Power Vent

[Power Vent](#)

[Power Vent Accessories](#)

Wire Harness		Fireplace Outdoor - Gas - Single-Sided-cont'd	
Wire Harness	159	Vesper 42	223
Venting		Fireplace Outdoor - Wood - Single-Sided	
Air Kits	160	Castlewood 42	225
Decorative Termination Caps/Shrouds	160	Cottagewood 36	227
8" DuraPlus Pipe	161	Cottagewood 42	229
Fireplace - Wood & Coal Venting	161	Villawood 36	231
Gas Fireplace - 6" B-Vent	162	Villawood 42	232
Gas Fireplace - 8" B-Vent	164	Fireplace Outdoor - Gas - Multi-Sided	
Gas Fireplace - 10" B-Vent	165	Fortress 36 Indoor/Outdoor See-Through...	233
Gas Fireplace - DVP Venting	165	Lanai 48 See-Through	235
Gas Fireplace - Flex Venting	168	Twilight Indoor/Outdoor See-Through G...	237
Gas Fireplace - Term./Shrouds	168	Twilight Modern	239
Gas Fireplace/Stove - SLP Venting	169	Hearth & Home Technologies	
Gas Insert - Venting	171	Mantels - Flush Wood	
Outside Kits	172	Acadia A	241
SLP and DVP - Shield/Flashing/Collars	173	Acadia B	241
Stove & Insert - Pellet	173	Acadia C	242
Venting - VCG	178	Battlefield B	242
Stove - Pellet Chimney	179	Battlefield C	242
Venting - VMT	179	Corbels	242
Stoves & inserts - Wall Pass Thru	180	Kenwood A	242
Wood Fireplace - 14" DuraChimney II V...	180	Kenwood B	243
Wood Fireplace - SL1100 Series Venting	181	Kenwood B60	243
Wood Fireplace - SL300 Series Venting	183	Kenwood C	243
Wood Fireplace - SL400 Series Venting	185	Laurel B	243
Wood Insert Venting	186	Laurel C	243
Wood Stove Venting	186	Malone B	244
Venting - HHT	191	Malone C	244
Termination Kits		Merritt A	244
Termination Kits	193	Merritt B	244
Hearth & Home Technologies		Merritt C	244
Fireplace - Gas - Single-Sided		Richland A	245
DV Linear 36	195	Richland B	245
Reveal 36	197	Richland C	245
Reveal 42	199	Richland RS	245
Fireplace - Gas - Multi-Sided		Roxborough A	245
Corner Gas Fireplace L/R-COR	201	Roxborough B	246
Pier 36	203	Roxborough C	246
See Through 36	206	Walker B	246
Fireplace - Wood - Single-Sided		Walker C	246
Pioneer II	209	Wescott A	246
Pioneer III	211	Wescott B	247
Fireplace Outdoor - Gas - Single-Sided		Wescott C	247
Courtyard 36	213	Zimmer A	247
Courtyard 42	215	Zimmer B	247
Lanai 48	217	Zimmer C	247
Lanai 60	219	Optional Wood Mantel Base	
Vesper 36	221	Kenwood A Flush Mantel Base	249

Optional Wood Mantel Base-cont'd

Kenwood B Flush Mantel Optional Base	249
Kenwood C Flush Mantel Optional Base	249

Samples - Wood Mantel Shoulder

Acadia Mantel Sample	250
Battlefield Mantel Sample	250
Kenwood Wood Mantel Sample - Primed MDF	250
Laurel Mantel Sample	250
Malone Mantel Sample	251
Merritt Mantel Sample	251
Richland Mantel Sample	251
Roxborough Mantel Sample	251
Walker Mantel Sample	251
Wescott Mantel Sample	252
Zimmer Mantel Sample	252

Samples - Non-Combustible Shelf Shoulder

Non-Combustible Cove Gray 18"	253
Non-Combustible Midnight Mist 18"	253
Non-Combustible Tavern Brown 18"	253
Non-Combustible Washed Cedar 18"	253
Non-Combustible Weathered Barnwood 18"	253
Non-Combustible White 18"	254

Mantels - Shelf Wood

Baxter 48"	255
Baxter 59"	256
Baxter 72"	256
Crosby 48"	256
Crosby 59"	256
Crosby 72"	256
Fillmore 48"	257
Fillmore 59"	257
Fillmore 72"	257
Ozark 48"	257
Ozark 59"	257
Ozark 72"	258

Shelf Non-Combustible

Non-Combustible Cove Gray 60"	259
Non-Combustible Cove Gray 72"	259
Non-Combustible Midnight Mist 60"	259
Non-Combustible Midnight Mist 72"	259
Non-Combustible Tavern Brown 60"	259
Non-Combustible Tavern Brown 72"	260
Non-Combustible Washed Cedar 60"	260
Non-Combustible Washed Cedar 72"	260
Non-Combustible Weathered Barnwood 60"	260
Non-Combustible Weathered Barnwood 72"	260
Non-Combustible White 60"	261
Non-Combustible White 72"	261

Samples - Wood Shelf Mantel

Samples - Wood Shelf Mantel-cont'd

Baxter Shelf Sample	262
Crosby Shelf Sample	262
Fillmore Shelf Sample	262
Ozark Shelf Sample	262

Marble, Granite & Slate

Absolute Black Granite Set 1	263
Absolute Black Granite Set 2	263
Absolute Black Set 3	264
Beige Marble Set 1	264
Beige Marble Set 2	264
Beige set 3	264
Bianco White set 1	264
Bianco White set 2	265
Bianco White set 3	265
Blue Tundra set 1	265
Blue Tundra set 2	265
Blue Tundra set 3	265
Driftwood 55 x 6 Linear Header, Riser	266
Driftwood 75.25 x 6 Linear Header, riser	266
Driftwood Linear Legs (2)	266
Driftwood set 1	266
Driftwood set 2	266
Driftwood set 3	267
Slate 37.25X7	267
Slate 51X8	267
Slate 57X8	267
Slate 60X20	267
Slate 70x20"	268
Steel Gray Granite set 1	268
Steel Gray set 2	268
Steel Gray set 3	268

Majestic

Fireplace - Gas - Single-Sided

Prices in USD

Page printed 8/1/2025, 2:05:57 PM CDT

Current pricing updated 03/30/2025

* Please Contact Who You Purchase This Through for MSRP Pricing

Non-stock and custom product cannot be cancelled.

Customer is responsible for freight for orders made outside of assigned RDC facility.

Echelon II 36

Includes:

- 17,500 - 30,000 Btu/Hour Input (NG)
- 15-000 - 27,000 Btu/Hour Input (LP)
- Clear LED dimmable lights
- RC400 remote control
- Battery backup
- Ceramic glass
- Standard with bronze glass media
- IntelliFire Touch ignition system
- Not available for sale in Rhode Island



Special Considerations:

- If changing media, follow required number of bags below:
- -- > Crushed Glass: 3 bags of glass
- -- > Natural stones: 2 bags of stone
- -- > Log set & stones: 1 bag of stone

Required to Complete - Sold Separately: • Front

MSRP
USD

ECHEL36IN-C	Echelon II 36" top direct vent fireplace with IntelliFire Touch Ignition System (NG)	\$ 4,579
-------------	--	----------

Fronts - Non-Operable (Required to Complete)

Clean Face Trim

CFT-36-BK-C	Clean face trim - Black	\$ 439
CFT-36-GM-C	Clean face trim - Gun Metal	\$ 489
CFT-36-NB-C	Clean Face Trim - New Bronze	\$ 489
CFT-36-SS-C	Clean face trim - Stainless Steel	\$ 749

Picture Frame Front

PFF-36-BK-C	Picture frame front - Black	\$ 749
-------------	-----------------------------	--------



Clean Face Trim

Picture Frame Front

Conversion Kit		
Conversion Kits		
LPK-ECHEL36	CONVERSION KITS, LP	\$ 99
Gas Logs - Log Set Option		
Driftwood Log Set		
LOGS-DRTWOOD-36	Driftwood log set	\$ 399
Media		
Media		
GLASS-BZ	Glass, Bronze (1 bag)	\$ 72
GLASS-DM	Glass, Diamond (1 bag)	\$ 72
GLASS-OY	Glass, Onyx (1 bag)	\$ 72
GLASS-SP	Glass, Sapphire (1 bag)	\$ 72
Stones		
STONES-NATURAL	Natural stones (1 bag)	\$ 113
Liner Kit		
Black Glass Liner Kit		
BGK-36	Reflective black ceramic glass liner kit	\$ 689
Heat Management		
Heat Management		
PH-SIDETRIM	Passive Heat trim kit for side discharge (includes 2 side registers)(Starting collars sold separately)	\$ 110
PH-MCE	Starting Collars for Non-Ducted Passive Heat (Required when using passive heat - For use with Front, Side, Top Discharges)	\$ 179
PH-FRTRIM-36	Passive Heat Vent Trim Kit For Front Discharge (36")(Starting collars sold separately)	\$ 209
Heat Management - Ducted		
PHTRIM-MCE-36	Ducted vent trim for front discharge using ducted Passive Heat (PHFR-MCE-36)	\$ 249
PHSI-MCE	Ducted Passive Heat kit for side discharge (includes duct and 2 side registers)	\$ 569
PHFR-MCE-36	Ducted Passive Heat kit for front discharge (requires PHTRIM-MCE-36 front trim)	\$ 629
Heat Out Kit		
HEAT-OUT-GAS	Heat out kit (includes termination cap, 25' of 6" round duct, fireplace adapter, damper, wall switch and 350CFM fan at termination)	\$ 1,529

Heat Zone Kit		
HZLIN-ADP	Heat Zone adaptor, must order for using HEAT-ZONE-GAS	\$ 179
HEAT-ZONE-GAS	Heat-Zone Kit includes fan, 20' of 6" round duct, vent, wall adapter & on/off control. Wire Plug Assembly 26D0619 required if controlling w/RC400 remote. Used in IFT units with ACM & not a GFK fan. Compatible for up to 2 HEAT-ZONE-GAS kits. See manual.	\$ 569

Control, remotes, wall switches

Battery Back Up

BATTERY-WSK	Battery backup wall switch kit for units with IFT control systems. Includes: On/Off Wall Switch, USB-C Port, Battery Backup, Cover Plate, 12' Wire Harness	\$ 189
-------------	--	--------

IntelliFire app

IFT-WFM	IntelliFire Wi-Fi Module that works with the IntelliFire iOS and Android app. Use to control all the features of your fireplace via a smart device. An RC400, RC450 or RC150 is required for thermostat control	\$ 229
---------	---	--------

Remote/Wall Switch/Wall Thermostat

IFT-RC150	IntelliFire Touch white wireless wall switch (on/off, cold climate, battery strength	\$ 121
-----------	--	--------

Touch Screen Remote

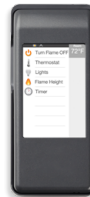
IFT-RC400	IntelliFire Touch black remote control, docking station and auxiliary control module (on/off, flame height, thermostat mode, fan control, child lock, cold climate, timer mode, hot indicator, lights, on-screen maintenance and troubleshooting notifications)	\$ 389
-----------	---	--------



Battery Back Up



IntelliFire app



Touch Screen Remote

Venting

Brick Extension Kit

HEAT-OUT-BEK	Exterior Heat-Zone brick extension kit	\$ 73
--------------	--	-------

Venting Notes

Requires 8" DVP pipe. Must have a 18" minimum vertical vent before attaching a 90° elbow to unit. See venting section of manual.

Approved for use with PVLP-SLP, PVI-SLP-B and PVV-SLP with power vent wire harness (order separately) and IFT-RC400 remote. See venting section of manual.

Echelon II 48**Includes:**

- 21,000 - 40,000 Btu/Hour Input (NG)
- 20,000 - 34,000 Btu/Hour Input (LP) • IntelliFire Touch ignition system
- Clear LED dimmable lights
- RC400 remote control
- Battery backup
- Ceramic glass
- Standard with bronze glass media

**Special Considerations:**

- If changing media, follow required number of bags below:
- -- > Crushed Glass: 4 bags of glass
- -- > Natural stones: 3 bags of stone
- -- > Log set & stones: 1 bag of stone

Required to Complete - Sold Separately: • Front

		MSRP USD
ECHEL48IN-C	Echelon II 48" top direct vent fireplace with IntelliFire Touch Ignition System (NG)	\$ 5,779

Fronts - Non-Operable (Required to Complete)**Clean Face Trim**

CFT-48-BK-C	Clean face trim - Black	\$ 469
CFT-48-NB-C	Clean Face Trim - New Bronze	\$ 509
CFT-48-GM-C	Clean face trim - Gun Metal	\$ 509
CFT-48-SS-C	Clean face trim - Stainless Steel	\$ 849

Picture Frame Front

PFF-48-BK-C	Picture frame front - Black	\$ 849
-------------	-----------------------------	--------



Clean Face Trim



Picture Frame Front

Conversion Kit**Conversion Kits**

LPK-ECHEL48	CONVERSION KIT, LP	\$ 99
-------------	--------------------	-------

Gas Logs - Log Set Option		
Driftwood Log Set		
LOGS-DRTWOOD-48	Driftwood log set	\$ 529
Media		
Media		
GLASS-SP	Glass, Sapphire (1 bag)	\$ 72
GLASS-OY	Glass, Onyx (1 bag)	\$ 72
GLASS-DM	Glass, Diamond (1 bag)	\$ 72
GLASS-BZ	Glass, Bronze (1 bag)	\$ 72
Stones		
STONES-NATURAL	Natural stones (1 bag)	\$ 113
Liner Kit		
Black Glass Liner Kit - 48		
BGK-48	Reflective black ceramic glass liner kit	\$ 819
Heat Management		
Heat Management		
PH-SIDETRIM	Passive Heat trim kit for side discharge (includes 2 side registers)(Starting collars sold separately)	\$ 110
PH-MCE	Starting Collars for Non-Ducted Passive Heat (Required when using passive heat - For use with Front, Side, Top Discharges)	\$ 179
PH-FRTRIM-48	Passive Heat Vent Trim Kit For Front Discharge (48")(Starting collars sold separately)	\$ 219
Heat Management - Ducted		
PHTRIM-MCE-48	Ducted vent trim for front discharge using ducted Passive Heat (PHFR-MCE-48)	\$ 269
PHSI-MCE	Ducted Passive Heat kit for side discharge (includes duct and 2 side registers)	\$ 569
PHFR-MCE-48	Ducted Passive Heat kit for front discharge (requires PHTRIM-MCE-48 front trim)	\$ 689
Heat Out Kit		
HEAT-OUT-GAS	Heat out kit (includes termination cap, 25' of 6" round duct, fireplace adapter, damper, wall switch and 350CFM fan at termination)	\$ 1,529
Heat Zone Kit		
HZLIN-ADP	Heat Zone adaptor, must order for using HEAT-ZONE-GAS	\$ 179
HEAT-ZONE-GAS	Heat-Zone Kit includes fan, 20' of 6" round duct, vent, wall adapter & on/off control. Wire Plug Assembly 26D0619 required if controlling w/RC400 remote. Used in IFT units with ACM & not a GFK fan. Compatible for up to 2 HEAT-ZONE-GAS kits. See manual.	\$ 569
Control, remotes, wall switches		
Battery Back Up		
BATTERY-WSK	Battery backup wall switch kit for units with IFT control systems. Includes: On/Off Wall Switch, USB-C Port, Battery Backup, Cover Plate, 12' Wire Harness	\$ 189

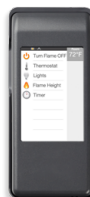
IntelliFire app		
IFT-WFM	IntelliFire Wi-Fi Module that works with the IntelliFire iOS and Android app. Use to control all the features of your fireplace via a smart device. An RC400, RC450 or RC150 is required for thermostat control	\$ 229
Remote/Wall Switch/Wall Thermostat		
IFT-RC150	IntelliFire Touch white wireless wall switch (on/off, cold climate, battery strength	\$ 121
Touch Screen Remote		
IFT-RC400	IntelliFire Touch black remote control, docking station and auxiliary control module (on/off, flame height, thermostat mode, fan control, child lock, cold climate, timer mode, hot indicator, lights, on-screen maintenance and troubleshooting notifications)	\$ 389



Battery Back Up



IntelliFire app



Touch Screen Remote

Venting		
Brick Extension Kit		
HEAT-OUT-BEK	Exterior Heat-Zone brick extension kit	\$ 73
Venting Notes		
Requires 8" DVP pipe. Must have 18" minimum vertical before attaching a 90 degree elbow to the unit. See venting section of manual.		
Approved for use with PVLP-SLP, PVI-SLP-B and PVV-SLP with power vent wire harness (order separately) and IFT-RC400 remote. See venting section of manual.		

Echelon II 60**Includes:**

- 28,000 - 50,000 Btu/Hour Input (NG)
- 20,000 - 37,500 Btu/Hour Input (LP)
- Clear LED dimmable lights
- RC400 remote control
- Battery backup
- Ceramic glass
- Standard with bronze glass media
- IntelliFire Touch ignition system

**Special Considerations:**

- If changing media, follow required number of bags below:
- -- > Crushed Glass: 6 bags of glass
- -- > Natural stones: 3 bags of stone
- -- > Log set & stones: 1 bag of stone

Required to Complete - Sold Separately: • Front

MSRP
USD

ECHEL60IN-C	Echelon II 60" top direct vent fireplace with IntelliFire Touch Ignition System (NG)	\$ 8,149
-------------	--	----------

Fronts - Non-Operable (Required to Complete)**Clean Face Trim**

CFT-60-BK-C	Clean face trim - Black	\$ 789
CFT-60-GM-C	Clean face trim - Gun Metal	\$ 829
CFT-60-NB-C	Clean Face Trim - New Bronze	\$ 829
CFT-60-SS-C	Clean face trim - Stainless Steel	\$ 1,099

Picture Frame Front

PFF-60-BK-C	Picture frame front - Black	\$ 969
-------------	-----------------------------	--------



Clean Face Trim



Picture Frame Front

Conversion Kit**Conversion Kits**

LPK-ECHEL60	CONVERSION KIT, LP	\$ 99
-------------	--------------------	-------

Gas Logs - Log Set Option		
Driftwood Log Set		
LOGS-DRTWOOD-60	Driftwood log set	\$ 659
Media		
Media		
GLASS-SP	Glass, Sapphire (1 bag)	\$ 72
GLASS-OY	Glass, Onyx (1 bag)	\$ 72
GLASS-DM	Glass, Diamond (1 bag)	\$ 72
GLASS-BZ	Glass, Bronze (1 bag)	\$ 72
Stones		
STONES-NATURAL	Natural stones (1 bag)	\$ 113
Liner Kit		
Black Glass Liner Kit - 60		
BGK-60	Reflective black ceramic glass liner kit	\$ 869
Heat Management		
Heat Management		
PH-SIDETRIM	Passive Heat trim kit for side discharge (includes 2 side registers)(Starting collars sold separately)	\$ 110
PH-MCE	Starting Collars for Non-Ducted Passive Heat (Required when using passive heat - For use with Front, Side, Top Discharges)	\$ 179
PH-FRTRIM-60	Passive Heat Vent Trim Kit For Front Discharge (60")(Starting collars sold separately)	\$ 229
Heat Management - Ducted		
PHTRIM-MCE-60	Ducted vent trim for front discharge using ducted Passive Heat (PHFR-MCE-60)	\$ 279
PHFR-MCE-60	Ducted Passive Heat kit for front discharge (requires PHTRIM-MCE-60 front trim)	\$ 759
Heat Out Kit		
HEAT-OUT-GAS	Heat out kit (includes termination cap, 25' of 6" round duct, fireplace adapter, damper, wall switch and 350CFM fan at termination)	\$ 1,529
Heat Zone Kit		
HZLIN-ADP	Heat Zone adaptor, must order for using HEAT-ZONE-GAS	\$ 179
HEAT-ZONE-GAS	Heat-Zone Kit includes fan, 20' of 6" round duct, vent, wall adapter & on/off control. Wire Plug Assembly 26D0619 required if controlling w/RC400 remote. Used in IFT units with ACM & not a GFK fan. Compatible for up to 2 HEAT-ZONE-GAS kits. See manual.	\$ 569
Control, remotes, wall switches		
Battery Back Up		
BATTERY-WSK	Battery backup wall switch kit for units with IFT control systems. Includes: On/Off Wall Switch, USB-C Port, Battery Backup, Cover Plate, 12' Wire Harness	\$ 189

IntelliFire app		
IFT-WFM	IntelliFire Wi-Fi Module that works with the IntelliFire iOS and Android app. Use to control all the features of your fireplace via a smart device. An RC400, RC450 or RC150 is required for thermostat control	\$ 229
Remote/Wall Switch/Wall Thermostat		
IFT-RC150	IntelliFire Touch white wireless wall switch (on/off, cold climate, battery strength	\$ 121
Touch Screen Remote		
IFT-RC400	IntelliFire Touch black remote control, docking station and auxiliary control module (on/off, flame height, thermostat mode, fan control, child lock, cold climate, timer mode, hot indicator, lights, on-screen maintenance and troubleshooting notifications)	\$ 389



Battery Back Up



IntelliFire app



Touch Screen Remote

Venting		
Brick Extension Kit		
HEAT-OUT-BEK	Exterior Heat-Zone brick extension kit	\$ 73
Venting Notes		
Requires 8" DVP pipe. Must have 18" minimum vertical before attaching a 90 degree elbow to unit. See venting section of manual.		
Approved for use with PVLP-SLP, PVI-SLP-B and PVV-SLP with power vent wire harness (order separately) and IFT-RC400 remote. See venting section of manual.		

Echelon II 72**Includes:**

- 30,000 - 58,000 Btu/Hour Input (NG)
- 25,000 - 45,000 Btu/Hour Input (LP)
- Clear LED dimmable lights
- RC400 remote control
- Battery backup
- Ceramic glass
- Standard with bronze glass media
- IntelliFire Touch ignition system

**Special Considerations:**

- If changing media, follow required number of bags below:
- -- > Crushed Glass: 7 bags of glass
- -- > Natural stones: 4 bags of stone
- -- > Log set & stones: 1 bag of stone

Required to Complete - Sold Separately: • Front

MSRP
USD

ECHEL72IN-C	Echelon II 72" top direct vent fireplace with IntelliFire Touch Ignition System (NG)	\$ 10,709
-------------	--	-----------

Fronts - Non-Operable (Required to Complete)**Clean Face Trim**

CFT-72-BK-C	Clean face trim - Black	\$ 839
CFT-72-GM-C	Clean face trim - Gun Metal	\$ 899
CFT-72-NB-C	Clean Face Trim - New Bronze	\$ 899
CFT-72-SS-C	Clean face trim - Stainless Steel	\$ 1,229



Clean Face Trim

Conversion Kit**Conversion Kits**

LPK-ECHEL72	CONVERSION KIT, LP	\$ 99
-------------	--------------------	-------

Gas Logs - Log Set Option**Driftwood Log Set**

LOGS-DRTWOOD-72	Driftwood log set	\$ 779
-----------------	-------------------	--------

Media		
Media		
GLASS-SP	Glass, Sapphire (1 bag)	\$ 72
GLASS-OY	Glass, Onyx (1 bag)	\$ 72
GLASS-BZ	Glass, Bronze (1 bag)	\$ 72
GLASS-DM	Glass, Diamond (1 bag)	\$ 72
Stones		
STONES-NATURAL	Natural stones (1 bag)	\$ 113
Liner Kit		
Black Glass Liner Kit - 72		
BGK-72	Reflective black ceramic glass liner kit	\$ 1,019
Heat Management		
Heat Management		
PH-SIDETRIM	Passive Heat trim kit for side discharge (includes 2 side registers)(Starting collars sold separately)	\$ 110
PH-MCE	Starting Collars for Non-Ducted Passive Heat (Required when using passive heat - For use with Front, Side, Top Discharges)	\$ 179
PH-FRTRIM-72	Passive Heat Vent Trim Kit For Front Discharge (72")(Starting collars sold separately)	\$ 239
Heat Management - Ducted		
PHTRIM-MCE-72	Ducted vent trim for front discharge using ducted Passive Heat (PHFR-MCE-72)	\$ 289
PHFR-MCE-72	Ducted Passive Heat kit for front discharge (requires PHTRIM-MCE-72 front trim)	\$ 809
Heat Out Kit		
HEAT-OUT-GAS	Heat out kit (includes termination cap, 25' of 6" round duct, fireplace adapter, damper, wall switch and 350CFM fan at termination)	\$ 1,529
Heat Zone Kit		
HZLIN-ADP	Heat Zone adaptor, must order for using HEAT-ZONE-GAS	\$ 179
HEAT-ZONE-GAS	Heat-Zone Kit includes fan, 20' of 6" round duct, vent, wall adapter & on/off control. Wire Plug Assembly 26D0619 required if controlling w/RC400 remote. Used in IFT units with ACM & not a GFK fan. Compatible for up to 2 HEAT-ZONE-GAS kits. See manual.	\$ 569
Control, remotes, wall switches		
Battery Back Up		
BATTERY-WSK	Battery backup wall switch kit for units with IFT control systems. Includes: On/Off Wall Switch, USB-C Port, Battery Backup, Cover Plate, 12' Wire Harness	\$ 189
IntelliFire app		
IFT-WFM	IntelliFire Wi-Fi Module that works with the IntelliFire iOS and Android app. Use to control all the features of your fireplace via a smart device. An RC400, RC450 or RC150 is required for thermostat control	\$ 229

Remote/Wall Switch/Wall Thermostat

IFT-RC150	IntelliFire Touch white wireless wall switch (on/off, cold climate, battery strength)	\$ 121
-----------	---	--------

Touch Screen Remote

IFT-RC400	IntelliFire Touch black remote control, docking station and auxiliary control module (on/off, flame height, thermostat mode, fan control, child lock, cold climate, timer mode, hot indicator, lights, on-screen maintenance and troubleshooting notifications)	\$ 389
-----------	---	--------



Battery Back Up



IntelliFire app



Touch Screen Remote

Venting

Brick Extension Kit

HEAT-OUT-BEK	Exterior Heat-Zone brick extension kit	\$ 73
--------------	--	-------

Venting Notes

Requires 8" DVP pipe. Must have a 30" minimum vertical before attaching a 90 degree elbow to unit. See venting section of manual.

Approved for use with PVLP-SLP, PVI-SLP-B and PVV-SLP with power vent wire harness (order separately) and IFT-RC400 remote. See venting section of manual.

Jade 32**Includes:**

- 13,250 - 19,000 Btu/Hour Input (NG)
- 12,750 - 16,500 Btu/Hour Input (LP)
- IntelliFire Touch ignition system
- Bronze glass media
- Tempered glass
- Junction box & Battery backup
- Manual gas valve shut-off and flex connector
- 4" x 6-5/8" top vent collar
- If installing a Passive Heat Kit you cannot use a fan
- If ordering lights or fan, must order IFT-RC400

**Special Considerations:**

- If changing media, follow required number of bags below:
- Glass media: 2 bags of glass
- Natural stones: 4 bags of stones
- Log set & stones: 1/2 bag of stones

Required to Complete - Sold Separately: • Front

MSRP
USD

JADE32IN-B	Jade 32" direct vent gas fireplace with IntelliFire Touch ignition system (NG)	\$ 2,719
------------	--	----------

Fronts - Non-Operable (Required to Complete)**Clean Face Trim**

CFTF-32-BK	Clean Face Trim - Black	\$ 439
CFTF-32-NB	Clean Face Trim - New Bronze	\$ 509
CFTF-32-GM	Clean Face Trim - Gun Metal	\$ 509

Picture Frame Front

PFF-32-BK	Picture frame front - Black	\$ 759
-----------	-----------------------------	--------



Clean Face Trim



Picture Frame Front

Conversion Kit**Conversion Kit**

LPK-32LINEAR	LP conversion kit	\$ 99
--------------	-------------------	-------

Gas Logs - Log Set Option		
Driftwood Log Set		
DRTWOOD-JADE	Driftwood log set	\$ 479
Media		
Media		
GLASS-BZ	Glass, Bronze (1 bag)	\$ 72
GLASS-DM	Glass, Diamond (1 bag)	\$ 72
GLASS-OY	Glass, Onyx (1 bag)	\$ 72
GLASS-SP	Glass, Sapphire (1 bag)	\$ 72
Stones		
STONES-NATURAL	Natural stones (1 bag)	\$ 113
Lighting		
LED Accent Light		
LED-LINEAR	LED accent lights (must order LED-SWITCH for multi-color selection)	\$ 379
Refractory		
Glass Refractory		
GLASS-32LINEAR	Fade-resistant reflective black glass interior panels	\$ 589
Fans		
Fan		
GFK-160C	Fan kit 160 CFM (fan only)	\$ 259
Heat Management		
Heat Management		
PH-SIDETRIM	Passive Heat trim kit for side discharge (includes 2 side registers)(Starting collars sold separately)	\$ 110
PH-FRTRIM-32	Passive Heat Vent Trim Kit For Front Discharge (32")(Starting collars sold separately)	\$ 149
PH-LINEAR	Starting Collars for Non-Ducted Passive Heat (Required when using passive heat - For use with Front, Side, Top Discharges)	\$ 199
Heat Out Kit		
HEAT-OUT-GAS	Heat out kit (includes termination cap, 25' of 6" round duct, fireplace adapter, damper, wall switch and 350CFM fan at termination)	\$ 1,529
Heat Zone Kit		
HEAT-ZONE-GAS	Heat-Zone Kit includes fan, 20' of 6" round duct, vent, wall adapter & on/off control. Wire Plug Assembly 26D0619 required if controlling w/RC400 remote. Used in IFT units with ACM & not a GFK fan. Compatible for up to 2 HEAT-ZONE-GAS kits. See manual.	\$ 569
Control, remotes, wall switches		
Battery Back Up		
BATTERY-WSK	Battery backup wall switch kit for units with IFT control systems. Includes: On/Off Wall Switch, USB-C Port, Battery Backup, Cover Plate, 12' Wire Harness	\$ 189

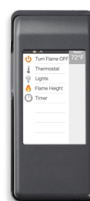
IntelliFire app		
IFT-WFM	IntelliFire Wi-Fi Module that works with the IntelliFire iOS and Android app. Use to control all the features of your fireplace via a smart device. An RC400, RC450 or RC150 is required for thermostat control	\$ 229
IntelliFire Touch Controls - Aux Module		
IFT-ACM	IntelliFire Touch AUX Module. Must order if adding Fan, Lights or Power Vent and want to use the IFT-WFM. Do not need to order if using IFT-RC400 (includes IFT-ACM).	\$ 98
Remote/Wall Switch/Wall Thermostat		
IFT-RC150	IntelliFire Touch white wireless wall switch (on/off, cold climate, battery strength	\$ 121
LED-SWITCH	3 toggle wall switch for multi-color selection	\$ 141
Touch Screen Remote		
IFT-RC400	IntelliFire Touch black remote control, docking station and auxiliary control module (on/off, flame height, thermostat mode, fan control, child lock, cold climate, timer mode, hot indicator, lights, on-screen maintenance and troubleshooting notifications)	\$ 389



Battery Back Up



IntelliFire app



Touch Screen Remote

Venting		
Brick Extension Kit		
HEAT-OUT-BEK	Exterior Heat-Zone brick extension kit	\$ 73

Venting Notes	
Requires 6-5/8" SLP pipe. See venting section.	
Approved for use with PVLP-SLP, PVI-SLP-B and PVV-SLP with power vent wire harness and IFT-RC400 remote (order separately). See venting section of manual.	

Jade 42**Includes:**

- 17,500 - 25,250 Btu/Hour Input (NG)
- 17,500 - 25,500 Btu/Hour Input (LP)
- IntelliFire Touch ignition system
- Bronze glass media
- Tempered glass
- Junction box & Battery backup
- Manual gas valve shut-off and flex connector
- 4" x 6-58" top vent collar
- If installing a Passive Heat Kit you cannot use a fan
- If ordering lights or fan, must order IFT-RC400

**Special Considerations:**

- If changing media, follow required number of bags below:
- Glass media: 3 bags of glass
- Natural stones: 6 bags of stones
- Log set & stones: 1 bag of stones

Required to Complete - Sold Separately: • Front

MSRP
USD

JADE42IN-B	Jade 42" direct vent gas fireplace with IntelliFire Touch ignition system (NG)	\$ 3,349
JADE42IL-B	Jade 42" direct vent gas fireplace with IntelliFire Touch ignition system (LP)	\$ 3,349

Fronts - Non-Operable (Required to Complete)**Clean Face Trim**

CFTF-42-BK	Clean Face Trim - Black	\$ 469
CFTF-42-NB	Clean Face Trim - New Bronze	\$ 539
CFTF-42-GM	Clean Face Trim - Gun Metal	\$ 539

Picture Frame Front

PFF-42-BK	Picture frame front - Black	\$ 779
-----------	-----------------------------	--------



Clean Face Trim



Picture Frame Front

Gas Logs - Log Set Option**Driftwood Log Set**

DRTWOOD-JADE	Driftwood log set	\$ 479
--------------	-------------------	--------

Media		
Media		
GLASS-SP	Glass, Sapphire (1 bag)	\$ 72
GLASS-OY	Glass, Onyx (1 bag)	\$ 72
GLASS-DM	Glass, Diamond (1 bag)	\$ 72
GLASS-BZ	Glass, Bronze (1 bag)	\$ 72
Stones		
STONES-NATURAL	Natural stones (1 bag)	\$ 113
Lighting		
LED Accent Light		
LED-LINEAR	LED accent lights (must order LED-SWITCH for multi-color selection)	\$ 379
Refractory		
Glass Refractory		
GLASS-42LINEAR	Fade-resistant reflective black glass interior panels	\$ 629
Fans		
Fan		
GFK-160C	Fan kit 160 CFM (fan only)	\$ 259
Heat Management		
Heat Management		
PH-SIDETRIM	Passive Heat trim kit for side discharge (includes 2 side registers)(Starting collars sold separately)	\$ 110
PH-LINEAR	Starting Collars for Non-Ducted Passive Heat (Required when using passive heat - For use with Front, Side, Top Discharges)	\$ 199
PH-FRTRIM-42	Passive Heat Vent Trim Kit For Front Discharge (42")(Starting collars sold separately)	\$ 209
Heat Out Kit		
HEAT-OUT-GAS	Heat out kit (includes termination cap, 25' of 6" round duct, fireplace adapter, damper, wall switch and 350CFM fan at termination)	\$ 1,529
Heat Zone Kit		
HEAT-ZONE-GAS	Heat-Zone Kit includes fan, 20' of 6" round duct, vent, wall adapter & on/off control. Wire Plug Assembly 26D0619 required if controlling w/RC400 remote. Used in IFT units with ACM & not a GFK fan. Compatible for up to 2 HEAT-ZONE-GAS kits. See manual.	\$ 569
Control, remotes, wall switches		
Battery Back Up		
BATTERY-WSK	Battery backup wall switch kit for units with IFT control systems. Includes: On/Off Wall Switch, USB-C Port, Battery Backup, Cover Plate, 12' Wire Harness	\$ 189
IntelliFire app		
IFT-WFM	IntelliFire Wi-Fi Module that works with the IntelliFire iOS and Android app. Use to control all the features of your fireplace via a smart device. An RC400, RC450 or RC150 is required for thermostat control	\$ 229

IntelliFire Touch Controls - Aux Module

IFT-ACM	IntelliFire Touch AUX Module. Must order if adding Fan, Lights or Power Vent and want to use the IFT-WFM. Do not need to order if using IFT-RC400 (includes IFT-ACM).	\$ 98
---------	---	-------

Remote/Wall Switch/Wall Thermostat

IFT-RC150	IntelliFire Touch white wireless wall switch (on/off, cold climate, battery strength	\$ 121
LED-SWITCH	3 toggle wall switch for multi-color selection	\$ 141

Touch Screen Remote

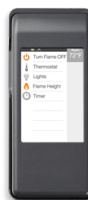
IFT-RC400	IntelliFire Touch black remote control, docking station and auxiliary control module (on/off, flame height, thermostat mode, fan control, child lock, cold climate, timer mode, hot indicator, lights, on-screen maintenance and troubleshooting notifications)	\$ 389
-----------	---	--------



Battery Back Up



IntelliFire app



Touch Screen Remote

Venting**Brick Extension Kit**

HEAT-OUT-BEK	Exterior Heat-Zone brick extension kit	\$ 73
--------------	--	-------

Venting Notes

Requires 6-5/8" SLP pipe. Must have a 12" minimum vertical vent before attaching a 90° elbow to unit. See venting section.

Approved for use with PVLP-SLP, PVI-SLP-B and PVV-SLP with power vent wire harness and IFT-RC400 remote (order separately). See venting section of manual.

Marquis II 36 IFT**Includes:**

- 25,000 - 44,000 Btu/Hour Input (NG)
- 24,000 - 43,500 Btu/Hour Input (LP)
- RC400 touchscreen remote
- LED ember bed lighting
- LED accent lighting
- ClearView ceramic glass
- 7 ceramic fiber split logs
- Gas flex connector
- Junction box
- IntelliFire Touch ignition



Required to Complete - Sold Separately: • Front • Refractory

MSRP
USD

MARQ36IN-B	Marquis II 36" top, direct vent fireplace with IntelliFire Touch ignition (NG)	\$ 5,889
------------	--	----------

Fronts - Non-Operable (Required to Complete)**Firescreens**

FSMQ36BK	Firescreen Front, 36" - Black	\$ 689
FSMQ36GM	Firescreen Front, 36" - Gun Metal	\$ 749
FSMQ36NB	Firescreen front 36", New Bronze	\$ 749

Refractory (Required to Complete)**Refractory**

2614-053	Hearthbrick and top for 36" Black Glass walls (must order GLMQ36 Reflective Black Glass walls as well)	\$ 379
BRICKMQ36TB-B	Brick interior panels Marq36 - Tavern Brown - Traditional	\$ 799
BRICKMQ36HB-B	Brick interior panels Marq36 - Tavern Brown herringbone	\$ 819
GLMQ36	Reflective black glass walls for 36" (must order 36" hearthbrick and top as well)	\$ 1,049

Conversion Kit**Conversion Kits**

LPKMARQ36	LP conversion kit	\$ 99
-----------	-------------------	-------

Heat Management**Heat Out Kit**

HEAT-OUT-GAS	Heat out kit (includes termination cap, 25' of 6" round duct, fireplace adapter, damper, wall switch and 350CFM fan at termination)	\$ 1,529
--------------	---	----------

Heat Zone Kit

HEAT-ZONE-GAS	Heat-Zone Kit includes fan, 20' of 6" round duct, vent, wall adapter & on/off control. Wire Plug Assembly 26D0619 required if controlling w/RC400 remote. Used in IFT units with ACM & not a GFK fan. Compatible for up to 2 HEAT-ZONE-GAS kits. See manual.	\$ 569
---------------	--	--------

Control, remotes, wall switches**Battery Back Up**

BATTERY-WSK	Battery backup wall switch kit for units with IFT control systems. Includes: On/Off Wall Switch, USB-C Port, Battery Backup, Cover Plate, 12' Wire Harness	\$ 189
-------------	--	--------

IntelliFire app

IFT-WFM	IntelliFire Wi-Fi Module that works with the IntelliFire iOS and Android app. Use to control all the features of your fireplace via a smart device. An RC400, RC450 or RC150 is required for thermostat control	\$ 229
---------	---	--------

Remote/Wall Switch/Wall Thermostat

IFT-RC150	IntelliFire Touch white wireless wall switch (on/off, cold climate, battery strength	\$ 121
-----------	--	--------

Touch Screen Remote

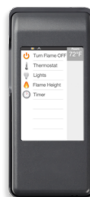
IFT-RC400	IntelliFire Touch black remote control, docking station and auxiliary control module (on/off, flame height, thermostat mode, fan control, child lock, cold climate, timer mode, hot indicator, lights, on-screen maintenance and troubleshooting notifications)	\$ 389
-----------	---	--------



Battery Back Up



IntelliFire app



Touch Screen Remote

Venting**Brick Extension Kit**

HEAT-OUT-BEK	Exterior Heat-Zone brick extension kit	\$ 73
--------------	--	-------

Venting Notes

Requires 8" DVP pipe. Must have a 24" minimum vertical vent before attaching a 90° elbow to unit. See Venting section.

Approved for use with PVLP-SLP, PVI-SLP-B and PVV-SLP with power vent wire harness (order separately). See venting section of manual.

Marquis II 42 IFT**Includes:**

- 30,000 - 54,500 Btu/Hour Input (NG)
- 23,500 - 47,500 Btu/Hour Input (LP)
- RC400 touchscreen remote
- LED ember bed lighting
- LED accent lighting
- ClearView ceramic glass
- 7 ceramic fiber split logs
- Gas flex connector
- Junction box
- IntelliFire Touch ignition



Required to Complete - Sold Separately: • Front • Refractory

MSRP
USD

MARQ42IN-B	Marquis II 42" top, direct vent fireplace with IntelliFire Touch ignition (NG)	\$ 6,529
------------	--	----------

Fronts - Non-Operable (Required to Complete)**Firescreens**

FSMQ42BK	Firescreen Front, 42" - Black	\$ 759
FSMQ42NB	Firescreen front 42", New Bronze	\$ 799
FSMQ42GM	Firescreen Front, 42" - Gun Metal	\$ 799

Refractory (Required to Complete)**Refractory**

2615-053	Hearthbrick and top for 42" Black Glass walls (must order GLMQ42 Reflective Black Glass walls as well)	\$ 379
BRICKMQ42TB-B	Brick interior panels Marq42 - Tavern Brown	\$ 849
BRICKMQ42HB-B	Brick interior panels Marq42 - Tavern Brown herringbone	\$ 869
GLMQ42	Reflective black glass walls for 42" (must order 42" hearthbrick and top as well)	\$ 1,209

Conversion Kit**Conversion Kits**

LPKMARQ42	LP conversion kit	\$ 99
-----------	-------------------	-------

Heat Management**Heat Out Kit**

HEAT-OUT-GAS	Heat out kit (includes termination cap, 25' of 6" round duct, fireplace adapter, damper, wall switch and 350CFM fan at termination)	\$ 1,529
--------------	---	----------

Heat Zone Kit

HEAT-ZONE-GAS	Heat-Zone Kit includes fan, 20' of 6" round duct, vent, wall adapter & on/off control. Wire Plug Assembly 26D0619 required if controlling w/RC400 remote. Used in IFT units with ACM & not a GFK fan. Compatible for up to 2 HEAT-ZONE-GAS kits. See manual.	\$ 569
---------------	--	--------

Control, remotes, wall switches**Battery Back Up**

BATTERY-WSK	Battery backup wall switch kit for units with IFT control systems. Includes: On/Off Wall Switch, USB-C Port, Battery Backup, Cover Plate, 12' Wire Harness	\$ 189
-------------	--	--------

IntelliFire app

IFT-WFM	IntelliFire Wi-Fi Module that works with the IntelliFire iOS and Android app. Use to control all the features of your fireplace via a smart device. An RC400, RC450 or RC150 is required for thermostat control	\$ 229
---------	---	--------

Remote/Wall Switch/Wall Thermostat

IFT-RC150	IntelliFire Touch white wireless wall switch (on/off, cold climate, battery strength	\$ 121
-----------	--	--------

Touch Screen Remote

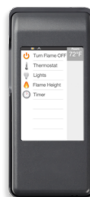
IFT-RC400	IntelliFire Touch black remote control, docking station and auxiliary control module (on/off, flame height, thermostat mode, fan control, child lock, cold climate, timer mode, hot indicator, lights, on-screen maintenance and troubleshooting notifications)	\$ 389
-----------	---	--------



Battery Back Up



IntelliFire app



Touch Screen Remote

Venting**Brick Extension Kit**

HEAT-OUT-BEK	Exterior Heat-Zone brick extension kit	\$ 73
--------------	--	-------

Venting Notes

Requires 8" DVP pipe. Must have a 24" minimum vertical vent before attaching a 90° elbow to unit (36" for LP). See Venting section.

Approved for use with PVLP-SLP, PVI-SLP-B and PVV-SLP with power vent wire harness (order separately). See venting section of manual.

Mercury 32**Includes:**

- 13,500 - 19,100 Btu/Hour Input (NG)
- 14,500 - 19,100 Btu/Hour Input (LP)
- 5" x 8" rear vent collar
- 4" x 6 5/8" top vent collar
- 6 ceramic fiber logs
- Full firescreen front and hood
- Gas flex connector
- Glowing embers
- Battery backup
- Junction box
- 12' control wire
- Tempered glass



No additional items required to complete.

MSRP
USD

MERC32IN	Mercury 32" Direct Vent Gas Fireplace, top/rear vent with Intellifire (NG)	\$ 2,109
----------	--	----------

Fans**Fan**

GFK-160C	Fan kit 160 CFM (fan only)	\$ 259
GFK-160A	Fan kit 160 CFM (includes rheostat and temperature sensor)	\$ 319

Trim Kits**Trim Kit 550**

550-TRIM3-BK-B	Trim Kit, 3 Sided - Black (not for use with Clean Face Kit)	\$ 309
550-TRIM4-BK-B	Trim Kit, 4 Sided - Black (not for use with Clean Face Kit)	\$ 369

Control, remotes, wall switches**Remote/Wall Switch/Wall Thermostat**

RCT-MLT-HHT	IPI Remote Control (on/off, fan speed, flame control, temperature readout, thermostat mode, timer mode)	\$ 399
-------------	---	--------

Smart Stat Remote Control

SMART-STAT-HHT	Remote Control - IPI or SP (on/off, temp readout, thermostat mode, timer mode)	\$ 289
----------------	--	--------

Wall Switch

WSK-21-W	Wall switch kit- White (includes 20 ft of wire)	\$ 40
----------	---	-------

Service Parts**Service Parts**

LPK-3732	NG TO LP CONV. KIT, 3732	\$ 99
----------	--------------------------	-------

Venting Notes

Requires SLP series or SLP-Flex series pipe when venting off top of unit. See Venting section.

Requires DVP series pipe when venting off rear of unit. See Venting section.

Approved for use with PVLP-SLP, PVI-SLP-B and PVV-SLP with PV-IPI-CK kit, power vent wire harness and RC100, 200 or 300 control (order separately). See venting section of manual.

Meridian 36**Includes:**

- 16,000 - 30,000 Btu/Hour Input (NG)
- 17,000 - 28,000 Btu/Hour Input (LP)
- 12 ft Wall switch wire
- Tempered glass
- 6 ceramic fiber logs
- Glowing embers
- Battery backup
- IntelliFire Touch Ignition System

**Special Considerations:**

- Flame adjustment requires RC400 or IFT-WFM

Required to Complete - Sold Separately: • Front

MSRP
USD

MER36N	Meridian 36" top/rear direct vent fireplace with Intellifire Touch ignition (NG)	\$ 3,069
MER36L	Meridian 36" top/rear direct vent fireplace with IntelliFire Touch ignition (LP)	\$ 3,069

Fronts (Required to Complete)**Essence**

ESSENCE36BK	Essence inside fit front - Black	\$ 369
-------------	----------------------------------	--------

Ventura

VENTURA36BK	Ventura overlap front - Black	\$ 639
VENTURA36NB	Ventura overlap front - New Bronze	\$ 689

Manor

MANOR36BK	Manor arched overlap fit front with ClearVue mesh - Black	\$ 1,049
MANOR36NB	Manor arched overlap fit front with ClearVue mesh - New Bronze	\$ 1,099

Ensemble

ENSEMBLE36GM	Ensemble overlap front with ClearVue mesh and Gun Metal trim	\$ 1,359
ENSEMBLE36NB	Ensemble overlap front with ClearVue mesh and New Bronze trim	\$ 1,409




Essence



Ventura



Manor



Ensemble

Liner Kit		
Brick Refractory		
BRICK36MTB	Brick interior panels - Traditional - Tavern Brown	\$ 369
BRICK36MTBH	Bick interior panels - Herringbone - Tavern Brown	\$ 399
BRICK36MCS	Brick interior panels - Castle Stone	\$ 739
Liner Kit Black Glass Liner - 2 Sided		
GL-36M	3 Pc - 2-Sided Reflective Black Glass/Matte Glass Liner	\$ 969
Fans		
Fan		
GFK-160C	Fan kit 160 CFM (fan only)	\$ 259
GFK-160A	Fan kit 160 CFM (includes rheostat and temperature sensor)	\$ 319
Heat Management		
Heat Management		
PH-SIDETRIM	Passive Heat trim kit for side discharge (includes 2 side registers)(Starting collars sold separately)	\$ 110
PH-FRTRIM-36	Passive Heat Vent Trim Kit For Front Discharge (36")(Starting collars sold separately)	\$ 209
PH-MR	Passive Heat Kit starting collars (requires a side or front trim kit or use open top chase)	\$ 269
Heat Out Kit		
HEAT-OUT-GAS	Heat out kit (includes termination cap, 25' of 6" round duct, fireplace adapter, damper, wall switch and 350CFM fan at termination)	\$ 1,529
Heat Zone Kit		
HZMR-ADP	Required adaptor for HEAT-ZONE-GAS when not being paired with Passive Heat	\$ 104
HEAT-ZONE-GAS	Heat-Zone Kit includes fan, 20' of 6" round duct, vent, wall adapter & on/off control. Wire Plug Assembly 26D0619 required if controlling w/RC400 remote. Used in IFT units with ACM & not a GFK fan. Compatible for up to 2 HEAT-ZONE-GAS kits. See manual.	\$ 569
Control, remotes, wall switches		
Battery Back Up		
BATTERY-WSK	Battery backup wall switch kit for units with IFT control systems. Includes: On/Off Wall Switch, USB-C Port, Battery Backup, Cover Plate, 12' Wire Harness	\$ 189
IntelliFire app		
IFT-WFM	IntelliFire Wi-Fi Module that works with the IntelliFire iOS and Android app. Use to control all the features of your fireplace via a smart device. An RC400, RC450 or RC150 is required for thermostat control	\$ 229
IntelliFire Touch Controls - Aux Module		
IFT-ACM	IntelliFire Touch AUX Module. Must order if adding Fan, Lights or Power Vent and want to use the IFT-WFM. Do not need to order if using IFT-RC400 (includes IFT-ACM).	\$ 98

Remote/Wall Switch/Wall Thermostat

IFT-RC150	IntelliFire Touch white wireless wall switch (on/off, cold climate, battery strength)	\$ 121
-----------	---	--------

Touch Screen Remote

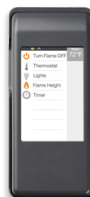
IFT-RC400	IntelliFire Touch black remote control, docking station and auxiliary control module (on/off, flame height, thermostat mode, fan control, child lock, cold climate, timer mode, hot indicator, lights, on-screen maintenance and troubleshooting notifications)	\$ 389
-----------	---	--------



Battery Back Up



IntelliFire app



Touch Screen Remote

Venting

Brick Extension Kit

HEAT-OUT-BEK	Exterior Heat-Zone brick extension kit	\$ 73
--------------	--	-------

Venting Notes

Requires 8" DVP pipe.

Approved for use with SLP pipe. Restrictions apply. See Installation manual for venting specifications.

Approved for use with PVLP-SLP, PVI-SLP-B and PVV-SLP with power vent wire harness and IFT-RC400 remote (order separately). See venting section of manual.

Meridian 36 Modern**Includes:**

- 17,000 - 34,000 Btu/Hour Input (NG)
- Ceramic glass
- Junction Box
- 2 sided black ceramic glass liner
- 12 ft wall switch wire
- Battery backup
- IntelliFire Touch ignition system

**Special Considerations:**

- STONES-NATURAL: 3 bags (must use with crushed glass media)
- Flame adjustment requires RC400 or IFT-WFM
- Please note: LP is not available for this fireplace

Required to Complete - Sold Separately: • Front

• Crushed Glass Media (Qty 2)

MSRP
USD

MER36MN	Meridian 36" Modern top direct vent gas fireplace with Intellifire Touch ignition (NG)	\$ 4,089
---------	--	----------

Fronts (Required to Complete)**Essence**

ESSENCE36BK	Essence inside fit front - Black	\$ 369
-------------	----------------------------------	--------

Ventura

VENTURA36BK	Ventura overlap front - Black	\$ 639
VENTURA36NB	Ventura overlap front - New Bronze	\$ 689

Manor

MANOR36BK	Manor arched overlap fit front with ClearVue mesh - Black	\$ 1,049
MANOR36NB	Manor arched overlap fit front with ClearVue mesh - New Bronze	\$ 1,099

Ensemble

ENSEMBLE36GM	Ensemble overlap front with ClearVue mesh and Gun Metal trim	\$ 1,359
ENSEMBLE36NB	Ensemble overlap front with ClearVue mesh and New Bronze trim	\$ 1,409




Essence



Ventura



Manor



Ensemble

Media (Required to Complete)		
Crushed Glass Media		
MEDIA-CP	Copper Embers - Crushed Glass Media (1 bag, 5lbs)	\$ 77
MEDIA-CY	Crystal Embers - Crushed Glass Media (1 bag, 5lbs)	\$ 77
MEDIA-GT	Graphite Embers - Crushed Glass Media (1 bag, 5lbs)	\$ 77
MEDIA-SM	Smoked Embers - Crushed Glass Media (1 bag, 5lbs)	\$ 77
Stones		
STONES-NATURAL	Natural stones (1 bag)	\$ 113
Gas Logs - Log Set Option		
Logs		
LOGS-KMOD	Driftwood Logs (must use Crushed Glass Media)	\$ 529
Fans		
Fan		
GFK-160C	Fan kit 160 CFM (fan only)	\$ 259
GFK-160A	Fan kit 160 CFM (includes rheostat and temperature sensor)	\$ 319
Heat Management		
Heat Management		
PH-SIDETRIM	Passive Heat trim kit for side discharge (includes 2 side registers)(Starting collars sold separately)	\$ 110
PH-FRTRIM-36	Passive Heat Vent Trim Kit For Front Discharge (36")(Starting collars sold separately)	\$ 209
PH-MR	Passive Heat Kit starting collars (requires a side or front trim kit or use open top chase)	\$ 269
Heat Out Kit		
HEAT-OUT-GAS	Heat out kit (includes termination cap, 25' of 6" round duct, fireplace adapter, damper, wall switch and 350CFM fan at termination)	\$ 1,529
Heat Zone Kit		
HZMR-ADP	Required adaptor for HEAT-ZONE-GAS when not being paired with Passive Heat	\$ 104
HEAT-ZONE-GAS	Heat-Zone Kit includes fan, 20' of 6" round duct, vent, wall adapter & on/off control. Wire Plug Assembly 26D0619 required if controlling w/RC400 remote. Used in IFT units with ACM & not a GFK fan. Compatible for up to 2 HEAT-ZONE-GAS kits. See manual.	\$ 569
Control, remotes, wall switches		
IntelliFire app		
IFT-WFM	IntelliFire Wi-Fi Module that works with the IntelliFire iOS and Android app. Use to control all the features of your fireplace via a smart device. An RC400, RC450 or RC150 is required for thermostat control	\$ 229
IntelliFire Touch Controls - Aux Module		
IFT-ACM	IntelliFire Touch AUX Module. Must order if adding Fan, Lights or Power Vent and want to use the IFT-WFM. Do not need to order if using IFT-RC400 (includes IFT-ACM).	\$ 98

Remote/Wall Switch/Wall Thermostat		
------------------------------------	--	--

IFT-RC150	IntelliFire Touch white wireless wall switch (on/off, cold climate, battery strength	\$ 121
-----------	--	--------

Touch Screen Remote		
---------------------	--	--

IFT-RC400	IntelliFire Touch black remote control, docking station and auxiliary control module (on/off, flame height, thermostat mode, fan control, child lock, cold climate, timer mode, hot indicator, lights, on-screen maintenance and troubleshooting notifications)	\$ 389
-----------	---	--------



IntelliFire app



Touch Screen Remote

Venting		
---------	--	--

Brick Extension Kit		
---------------------	--	--

HEAT-OUT-BEK	Exterior Heat-Zone brick extension kit	\$ 73
--------------	--	-------

Venting Notes		
---------------	--	--

Requires 8" DVP pipe. Must have a 6" minimum vertical vent before attaching a 90 degree elbow to the fireplace. See Venting section.

Approved for use with SLP pipe. Restrictions apply. See Installation manual for venting specifications.

Approved for use with PVLP-SLP, PVI-SLP-B and PVV-SLP with power vent wire harness and IFT-RC400 remote (order separately). See venting section of manual.

Meridian 36 Platinum**Includes:**

- 22,000 - 40,000 Btu/Hour Input (NG)
- 21,000 - 40,000 Btu/Hour Input (LP)
- Ceramic glass
- 6 Ceramic fiber logs
- LED Accent lighting (not used with Black glass liner)
- GFK-160 variable speed fan
- LED illuminated embers
- Gas flex connector
- RC-400 Touchscreen remote control
- IntelliFire Touch Ignition System
- Battery backup



Required to Complete - Sold Separately: • Front • Liner Kit

MSRP
USD

MER36PN	Meridian Platinum 36" top/rear direct vent fireplace with Intellifire Touch ignition (NG)	\$ 4,799
MER36PL	Meridian Platinum 36" top/rear direct vent fireplace with Intellifire Touch ignition (LP)	\$ 4,799

Fronts (Required to Complete)**Essence**

ESSENCE36BK	Essence inside fit front - Black	\$ 369
-------------	----------------------------------	--------

Ventura

VENTURA36BK	Ventura overlap front - Black	\$ 639
VENTURA36NB	Ventura overlap front - New Bronze	\$ 689

Manor


MANOR36BK	Manor arched overlap fit front with ClearVue mesh - Black	\$ 1,049
MANOR36NB	Manor arched overlap fit front with ClearVue mesh - New Bronze	\$ 1,099

Ensemble

ENSEMBLE36GM	Ensemble overlap front with ClearVue mesh and Gun Metal trim	\$ 1,359
ENSEMBLE36NB	Ensemble overlap front with ClearVue mesh and New Bronze trim	\$ 1,409




Essence



Ventura



Manor



Ensemble

Liner Kit (Required to Complete)		
Brick Refractory		
BRICK36MPLTB	Brick Interior Panels - Traditional - Tavern Brown	\$ 499
BRICK36MPLTBH	Brick Interior Panels - Herringbone - Tavern Brown	\$ 529
BRICK36MPLCS	Brick Interior Panels - Castle Stone	\$ 939
Liner Kit Black Glass Liner - 2 Sided		
GL-36MX	4 Pc - 2-Sided Reflective Black Glass/Matte Glass Liner	\$ 1,079
Fans		
Fan		
GFK-160C	Fan kit 160 CFM (fan only)	\$ 259
GFK-160A	Fan kit 160 CFM (includes rheostat and temperature sensor)	\$ 319
Heat Management		
Heat Management		
PH-SIDETRIM	Passive Heat trim kit for side discharge (includes 2 side registers)(Starting collars sold separately)	\$ 110
PH-FRTRIM-36	Passive Heat Vent Trim Kit For Front Discharge (36")(Starting collars sold separately)	\$ 209
PH-MR	Passive Heat Kit starting collars (requires a side or front trim kit or use open top chase)	\$ 269
Heat Out Kit		
HEAT-OUT-GAS	Heat out kit (includes termination cap, 25' of 6" round duct, fireplace adapter, damper, wall switch and 350CFM fan at termination)	\$ 1,529
Heat Zone Kit		
HZMR-ADP	Required adaptor for HEAT-ZONE-GAS when not being paired with Passive Heat	\$ 104
HEAT-ZONE-GAS	Heat-Zone Kit includes fan, 20' of 6" round duct, vent, wall adapter & on/off control. Wire Plug Assembly 26D0619 required if controlling w/RC400 remote. Used in IFT units with ACM & not a GFK fan. Compatible for up to 2 HEAT-ZONE-GAS kits. See manual.	\$ 569
Control, remotes, wall switches		
Battery Back Up		
BATTERY-WSK	Battery backup wall switch kit for units with IFT control systems. Includes: On/Off Wall Switch, USB-C Port, Battery Backup, Cover Plate, 12' Wire Harness	\$ 189
IntelliFire app		
IFT-WFM	IntelliFire Wi-Fi Module that works with the IntelliFire iOS and Android app. Use to control all the features of your fireplace via a smart device. An RC400, RC450 or RC150 is required for thermostat control	\$ 229
IntelliFire Touch Controls - Aux Module		
IFT-ACM	IntelliFire Touch AUX Module. Must order if adding Fan, Lights or Power Vent and want to use the IFT-WFM. Do not need to order if using IFT-RC400 (includes IFT-ACM).	\$ 98

Remote/Wall Switch/Wall Thermostat		
------------------------------------	--	--

IFT-RC150	IntelliFire Touch white wireless wall switch (on/off, cold climate, battery strength)	\$ 121
-----------	---	--------

Touch Screen Remote		
---------------------	--	--

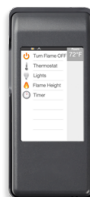
IFT-RC400	IntelliFire Touch black remote control, docking station and auxiliary control module (on/off, flame height, thermostat mode, fan control, child lock, cold climate, timer mode, hot indicator, lights, on-screen maintenance and troubleshooting notifications)	\$ 389
-----------	---	--------



Battery Back Up



IntelliFire app



Touch Screen Remote

Venting		
---------	--	--

Brick Extension Kit		
---------------------	--	--

HEAT-OUT-BEK	Exterior Heat-Zone brick extension kit	\$ 73
--------------	--	-------

Venting Notes		
---------------	--	--

Requires 8" DVP pipe.

Approved for use with SLP pipe. Restrictions apply. See Installation manual for venting specifications.

Approved for use with PVLP-SLP, PVI-SLP-B and PVV-SLP with power vent wire harness and IFT-RC400 remote (order separately). See venting section of manual.
--

Meridian 42**Includes:**

- 19,000 - 35,000 Btu/Hour Input (NG)
- 17,000 - 34,000 Btu/Hour Input (LP)
- 12 ft Wall switch wire
- Tempered glass
- 6 ceramic fiber logs
- Glowing embers
- Battery backup
- IntelliFire Touch Ignition System

**Special Considerations:**

- Flame adjustment requires RC400 or IFT-WFM

Required to Complete - Sold Separately: • Front

MSRP
USD

MER42N	Meridian 42" top/rear direct vent fireplace with Intellifire Touch ignition (NG)	\$ 3,959
MER42L	Meridian 42" top/rear direct vent fireplace with Intellifire Touch ignition (LP)	\$ 3,959

Fronts (Required to Complete)**Essence**

ESSENCE42BK	Essence inside fit front - Black	\$ 409
-------------	----------------------------------	--------

Ventura

VENTURA42BK	Ventura overlap front - Black	\$ 739
VENTURA42NB	Ventura overlap front - New Bronze	\$ 789

Manor

MANOR42BK	Manor arched overlap fit front with ClearVue mesh - Black	\$ 1,159
MANOR42NB	Manor arched overlap fit front with ClearVue mesh - New Bronze	\$ 1,209

Ensemble

ENSEMBLE42GM	Ensemble overlap front with ClearVue mesh and Gun Metal trim	\$ 1,569
ENSEMBLE42NB	Ensemble overlap front with ClearVue mesh and New Bronze trim	\$ 1,629




Essence



Ventura



Manor



Ensemble

Liner Kit		
Brick Refractory		
BRICK42MTB	Brick Interior Panels - Traditional - Tavern Brown	\$ 419
BRICK42MTBH	Brick Interior Panels - Herringbone - Tavern Brown	\$ 459
BRICK42MCS	Brick Interior Panels - Castle Stone	\$ 839
Liner Kit Black Glass Liner - 2 Sided		
GL-42M	3 Pc - 2-Sided Reflective Black Glass/Matte Glass Liner	\$ 1,079
Fans		
Fan		
GFK-160C	Fan kit 160 CFM (fan only)	\$ 259
GFK-160A	Fan kit 160 CFM (includes rheostat and temperature sensor)	\$ 319
Heat Management		
Heat Management		
PH-SIDETRIM	Passive Heat trim kit for side discharge (includes 2 side registers)(Starting collars sold separately)	\$ 110
PH-FRTRIM-42	Passive Heat Vent Trim Kit For Front Discharge (42")(Starting collars sold separately)	\$ 209
PH-MR	Passive Heat Kit starting collars (requires a side or front trim kit or use open top chase)	\$ 269
Heat Out Kit		
HEAT-OUT-GAS	Heat out kit (includes termination cap, 25' of 6" round duct, fireplace adapter, damper, wall switch and 350CFM fan at termination)	\$ 1,529
Heat Zone Kit		
HZMR-ADP	Required adaptor for HEAT-ZONE-GAS when not being paired with Passive Heat	\$ 104
HEAT-ZONE-GAS	Heat-Zone Kit includes fan, 20' of 6" round duct, vent, wall adapter & on/off control. Wire Plug Assembly 26D0619 required if controlling w/RC400 remote. Used in IFT units with ACM & not a GFK fan. Compatible for up to 2 HEAT-ZONE-GAS kits. See manual.	\$ 569
Control, remotes, wall switches		
Battery Back Up		
BATTERY-WSK	Battery backup wall switch kit for units with IFT control systems. Includes: On/Off Wall Switch, USB-C Port, Battery Backup, Cover Plate, 12' Wire Harness	\$ 189
IntelliFire app		
IFT-WFM	IntelliFire Wi-Fi Module that works with the IntelliFire iOS and Android app. Use to control all the features of your fireplace via a smart device. An RC400, RC450 or RC150 is required for thermostat control	\$ 229
IntelliFire Touch Controls - Aux Module		
IFT-ACM	IntelliFire Touch AUX Module. Must order if adding Fan, Lights or Power Vent and want to use the IFT-WFM. Do not need to order if using IFT-RC400 (includes IFT-ACM).	\$ 98

Remote/Wall Switch/Wall Thermostat

IFT-RC150	IntelliFire Touch white wireless wall switch (on/off, cold climate, battery strength)	\$ 121
-----------	---	--------

Touch Screen Remote

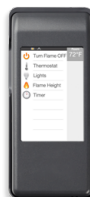
IFT-RC400	IntelliFire Touch black remote control, docking station and auxiliary control module (on/off, flame height, thermostat mode, fan control, child lock, cold climate, timer mode, hot indicator, lights, on-screen maintenance and troubleshooting notifications)	\$ 389
-----------	---	--------



Battery Back Up



IntelliFire app



Touch Screen Remote

Venting

Brick Extension Kit

HEAT-OUT-BEK	Exterior Heat-Zone brick extension kit	\$ 73
--------------	--	-------

Venting Notes

Requires 8" DVP pipe.

Approved for use with SLP pipe. Restrictions apply. See Installation manual for venting specifications.

Approved for use with PVLP-SLP, PVI-SLP-B and PVV-SLP with power vent wire harness and IFT-RC400 remote (order separately). See venting section of manual.

Meridian 42 Modern

Includes:

- 18,000 - 36,000 Btu/Hour Input (NG)
- Ceramic glass
- 12 ft wall switch wire
- 2 sided black ceramic glass liner
- Battery backup
- IntelliFire Touch ignition system



Special Considerations:

- STONES-NATURAL: 3 bags (must use with crushed glass media)
- Flame adjustment requires RC400 or IFT-WFM
- Please note: LP is not available for this fireplace

Required to Complete - Sold Separately: • Front • Crushed Glass Media (Qty 3)

		MSRP USD
MER42MN	Meridian 42" Modern top direct vent gas fireplace with Intellifire Touch ignition (NG)	\$ 4,609

Fronts (Required to Complete)

Essence

ESSENCE42BK	Essence inside fit front - Black	\$ 409
-------------	----------------------------------	--------

Ventura

VENTURA42BK	Ventura overlap front - Black	\$ 739
VENTURA42NB	Ventura overlap front - New Bronze	\$ 789

Manor


MANOR42BK	Manor arched overlap fit front with ClearVue mesh - Black	\$ 1,159
MANOR42NB	Manor arched overlap fit front with ClearVue mesh - New Bronze	\$ 1,209

Ensemble

ENSEMBLE42GM	Ensemble overlap front with ClearVue mesh and Gun Metal trim	\$ 1,569
ENSEMBLE42NB	Ensemble overlap front with ClearVue mesh and New Bronze trim	\$ 1,629




Essence



Ventura



Manor



Ensemble

Media (Required to Complete)		
Crushed Glass Media		
MEDIA-CP	Copper Embers - Crushed Glass Media (1 bag, 5lbs)	\$ 77
MEDIA-CY	Crystal Embers - Crushed Glass Media (1 bag, 5lbs)	\$ 77
MEDIA-GT	Graphite Embers - Crushed Glass Media (1 bag, 5lbs)	\$ 77
MEDIA-SM	Smoked Embers - Crushed Glass Media (1 bag, 5lbs)	\$ 77
Stone Media		
STONES-KMOD	Stone accents (must use Crushed Glass Media)	\$ 319
Stones		
STONES-NATURAL	Natural stones (1 bag)	\$ 113
Gas Logs - Log Set Option		
Logs		
LOGS-KMOD	Driftwood Logs (must use Crushed Glass Media)	\$ 529
Fans		
Fan		
GFK-160C	Fan kit 160 CFM (fan only)	\$ 259
GFK-160A	Fan kit 160 CFM (includes rheostat and temperature sensor)	\$ 319
Heat Management		
Heat Management		
PH-SIDETRIM	Passive Heat trim kit for side discharge (includes 2 side registers)(Starting collars sold separately)	\$ 110
PH-FRTRIM-42	Passive Heat Vent Trim Kit For Front Discharge (42")(Starting collars sold separately)	\$ 209
PH-MR	Passive Heat Kit starting collars (requires a side or front trim kit or use open top chase)	\$ 269
Heat Out Kit		
HEAT-OUT-GAS	Heat out kit (includes termination cap, 25' of 6" round duct, fireplace adapter, damper, wall switch and 350CFM fan at termination)	\$ 1,529
Heat Zone Kit		
HZMR-ADP	Required adaptor for HEAT-ZONE-GAS when not being paired with Passive Heat	\$ 104
HEAT-ZONE-GAS	Heat-Zone Kit includes fan, 20' of 6" round duct, vent, wall adapter & on/off control. Wire Plug Assembly 26D0619 required if controlling w/RC400 remote. Used in IFT units with ACM & not a GFK fan. Compatible for up to 2 HEAT-ZONE-GAS kits. See manual.	\$ 569
Control, remotes, wall switches		
Battery Back Up		
BATTERY-WSK	Battery backup wall switch kit for units with IFT control systems. Includes: On/Off Wall Switch, USB-C Port, Battery Backup, Cover Plate, 12' Wire Harness	\$ 189

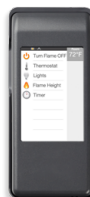
IntelliFire app		
IFT-WFM	IntelliFire Wi-Fi Module that works with the IntelliFire iOS and Android app. Use to control all the features of your fireplace via a smart device. An RC400, RC450 or RC150 is required for thermostat control	\$ 229
IntelliFire Touch Controls - Aux Module		
IFT-ACM	IntelliFire Touch AUX Module. Must order if adding Fan, Lights or Power Vent and want to use the IFT-WFM. Do not need to order if using IFT-RC400 (includes IFT-ACM).	\$ 98
Remote/Wall Switch/Wall Thermostat		
IFT-RC150	IntelliFire Touch white wireless wall switch (on/off, cold climate, battery strength	\$ 121
Touch Screen Remote		
IFT-RC400	IntelliFire Touch black remote control, docking station and auxiliary control module (on/off, flame height, thermostat mode, fan control, child lock, cold climate, timer mode, hot indicator, lights, on-screen maintenance and troubleshooting notifications)	\$ 389



Battery Back Up



IntelliFire app



Touch Screen Remote

Venting		
Brick Extension Kit		
HEAT-OUT-BEK	Exterior Heat-Zone brick extension kit	\$ 73
Venting Notes		
Requires 8" DVP pipe. Must have a 6" minimum vertical vent before attaching a 90 degree elbow to the fireplace. See Venting section.		
Approved for use with SLP pipe. Restrictions apply. See Installation manual for venting specifications.		
Approved for use with PVLP-SLP, PVI-SLP-B and PVV-SLP with power vent wire harness and IFT-RC400 remote (order separately). See venting section of manual.		

Meridian 42 Platinum

Includes:

- 23,000 - 45,000 Btu/Hour Input (NG)
- 23,000 - 44,000 Btu/Hour Input (LP)
- Ceramic glass
- 6 Ceramic fiber logs
- LED Accent lighting (not used with Black glass liner)
- GFK-160 variable speed fan
- Battery backup
- LED illuminated embers
- RC-400 Touchscreen remote control
- IntelliFire Touch Ignition System



Required to Complete - Sold Separately: • Front • Liner Kit

		MSRP USD
MER42PN	Meridian Platinum 42" top/rear direct vent fireplace with Intellifire Touch ignition (NG)	\$ 5,489
MER42PL	Meridian Platinum 42" top/rear direct vent fireplace with Intellifire Touch ignition (LP)	\$ 5,489

Fronts (Required to Complete)

Essence

ESSENCE42BK	Essence inside fit front - Black	\$ 409
-------------	----------------------------------	--------

Ventura

VENTURA42BK	Ventura overlap front - Black	\$ 739
VENTURA42NB	Ventura overlap front - New Bronze	\$ 789

Manor

MANOR42BK	Manor arched overlap fit front with ClearVue mesh - Black	\$ 1,159
MANOR42NB	Manor arched overlap fit front with ClearVue mesh - New Bronze	\$ 1,209

Ensemble

ENSEMBLE42GM	Ensemble overlap front with ClearVue mesh and Gun Metal trim	\$ 1,569
ENSEMBLE42NB	Ensemble overlap front with ClearVue mesh and New Bronze trim	\$ 1,629




Essence



Ventura



Manor



Ensemble

Liner Kit (Required to Complete)		
Brick Refractory		
BRICK42MPLTBH	Brick Interior Panels - Herringbone - Tavern Brown	\$ 489
BRICK42MPLTB	Brick Interior Panels - Traditional - Tavern Brown	\$ 489
BRICK42MPLCS	Brick Interior Panels - Castle Stone	\$ 1,049
Liner Kit Black Glass Liner - 2 Sided		
GL-42MX	4 Pc - 2-Sided Reflective Black Glass/Matte Glass Liner	\$ 1,289
Fans		
Fan		
GFK-160C	Fan kit 160 CFM (fan only)	\$ 259
GFK-160A	Fan kit 160 CFM (includes rheostat and temperature sensor)	\$ 319
Heat Management		
Heat Management		
PH-SIDETRIM	Passive Heat trim kit for side discharge (includes 2 side registers)(Starting collars sold separately)	\$ 110
PH-FRTRIM-42	Passive Heat Vent Trim Kit For Front Discharge (42")(Starting collars sold separately)	\$ 209
PH-MR	Passive Heat Kit starting collars (requires a side or front trim kit or use open top chase)	\$ 269
Heat Out Kit		
HEAT-OUT-GAS	Heat out kit (includes termination cap, 25' of 6" round duct, fireplace adapter, damper, wall switch and 350CFM fan at termination)	\$ 1,529
Heat Zone Kit		
HZMR-ADP	Required adaptor for HEAT-ZONE-GAS when not being paired with Passive Heat	\$ 104
HEAT-ZONE-GAS	Heat-Zone Kit includes fan, 20' of 6" round duct, vent, wall adapter & on/off control. Wire Plug Assembly 26D0619 required if controlling w/RC400 remote. Used in IFT units with ACM & not a GFK fan. Compatible for up to 2 HEAT-ZONE-GAS kits. See manual.	\$ 569
Control, remotes, wall switches		
Battery Back Up		
BATTERY-WSK	Battery backup wall switch kit for units with IFT control systems. Includes: On/Off Wall Switch, USB-C Port, Battery Backup, Cover Plate, 12' Wire Harness	\$ 189
IntelliFire app		
IFT-WFM	IntelliFire Wi-Fi Module that works with the IntelliFire iOS and Android app. Use to control all the features of your fireplace via a smart device. An RC400, RC450 or RC150 is required for thermostat control	\$ 229
IntelliFire Touch Controls - Aux Module		
IFT-ACM	IntelliFire Touch AUX Module. Must order if adding Fan, Lights or Power Vent and want to use the IFT-WFM. Do not need to order if using IFT-RC400 (includes IFT-ACM).	\$ 98

Remote/Wall Switch/Wall Thermostat

IFT-RC150	IntelliFire Touch white wireless wall switch (on/off, cold climate, battery strength)	\$ 121
-----------	---	--------

Touch Screen Remote

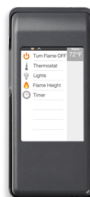
IFT-RC400	IntelliFire Touch black remote control, docking station and auxiliary control module (on/off, flame height, thermostat mode, fan control, child lock, cold climate, timer mode, hot indicator, lights, on-screen maintenance and troubleshooting notifications)	\$ 389
-----------	---	--------



Battery Back Up



IntelliFire app



Touch Screen Remote

Venting

Brick Extension Kit

HEAT-OUT-BEK	Exterior Heat-Zone brick extension kit	\$ 73
--------------	--	-------

Venting Notes

Requires 8" DVP pipe.

Approved for use with SLP pipe. Restrictions apply. See Installation manual for venting specifications.

Approved for use with PVLP-SLP, PVI-SLP-B and PVV-SLP with power vent wire harness (order separately) and IFT-RC400 remote. See venting section of manual.

Quartz 32 w/ IFT**Includes:**

- 15,000 - 21,000 Btu/Hour Input (NG)
- 14,000 - 18,500 Btu/Hour Input (LP)
- 5" x 8" rear vent collar
- 4" x 6 5/8" top vent collar
- 8 ceramic fiber logs
- Full firescreen front and hood
- Tempered glass
- Glowing embers
- Battery backup
- 12' control wire
- Convertible to contemporary
- IntelliFire ignition

**Special Considerations:**

- Note: to change contemporary media color requires 2 bags

No additional items required to complete.

MSRP
USD

QUARTZ32IFTL	Quartz 32" top/rear direct vent fireplace with IntelliFire Touch ignition (LP)	\$ 2,259
QUARTZ32IFTN	Quartz 32" top/rear direct vent fireplace with IntelliFire Touch ignition (NG)	\$ 2,259

Conversion Kit**Conversion Kits**

CK32	Contemporary conversion kit for Quartz 32- includes 2 bags media and stones	\$ 339
------	---	--------

Media**Media**

GLASS-SP	Glass, Sapphire (1 bag)	\$ 72
GLASS-OY	Glass, Onyx (1 bag)	\$ 72
GLASS-DM	Glass, Diamond (1 bag)	\$ 72
GLASS-BZ	Glass, Bronze (1 bag)	\$ 72

Refractory**Liner Kit (MAJ)**

GLQUARTZ32	Black glass interior panels 32"	\$ 609
------------	---------------------------------	--------

Liner Kit**Brick Panels**

BRICK32TB	Brick interior panels 32" - Tavern Brown	\$ 369
BRICK32CR	Brick interior panels 32" - Cottage Red	\$ 369

Fans**Fan**

GFK-160C	Fan kit 160 CFM (fan only)	\$ 259
GFK-160A	Fan kit 160 CFM (includes rheostat and temperature sensor)	\$ 319

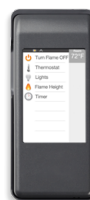
Trim Kits		
Trim Kit 550		
550-TRIM3-BK-B	Trim Kit, 3 Sided - Black (not for use with Clean Face Kit)	\$ 309
550-TRIM4-BK-B	Trim Kit, 4 Sided - Black (not for use with Clean Face Kit)	\$ 369
Heat Management		
Heat Zone Kit		
HEAT-ZONE-GAS	Heat-Zone Kit includes fan, 20' of 6" round duct, vent, wall adapter & on/off control. Wire Plug Assembly 26D0619 required if controlling w/RC400 remote. Used in IFT units with ACM & not a GFK fan. Compatible for up to 2 HEAT-ZONE-GAS kits. See manual.	\$ 569
Control, remotes, wall switches		
Battery Back Up		
BATTERY-WSK	Battery backup wall switch kit for units with IFT control systems. Includes: On/Off Wall Switch, USB-C Port, Battery Backup, Cover Plate, 12' Wire Harness	\$ 189
IntelliFire app		
IFT-WFM	IntelliFire Wi-Fi Module that works with the IntelliFire iOS and Android app. Use to control all the features of your fireplace via a smart device. An RC400, RC450 or RC150 is required for thermostat control	\$ 229
IntelliFire Touch Controls - Aux Module		
IFT-ACM	IntelliFire Touch AUX Module. Must order if adding Fan, Lights or Power Vent and want to use the IFT-WFM. Do not need to order if using IFT-RC400 (includes IFT-ACM).	\$ 98
Remote/Wall Switch/Wall Thermostat		
IFT-RC150	IntelliFire Touch white wireless wall switch (on/off, cold climate, battery strength	\$ 121
Touch Screen Remote		
IFT-RC400	IntelliFire Touch black remote control, docking station and auxiliary control module (on/off, flame height, thermostat mode, fan control, child lock, cold climate, timer mode, hot indicator, lights, on-screen maintenance and troubleshooting notifications)	\$ 389
Wall Switch		
WSK-21-W	Wall switch kit- White (includes 20 ft of wire)	\$ 40



Battery Back Up



IntelliFire app



Touch Screen Remote

Venting		
Brick Extension Kit		
HEAT-OUT-BEK	Exterior Heat-Zone brick extension kit	\$ 73

Venting Notes

Requires SLP series or SLP-Flex series pipe when venting off top of unit. See Venting section.

Requires DVP series pipe when venting off rear of unit. See Venting section.

Approved for use with PVLP-SLP, PVI-SLP-B and PVV-SLP with PV-IPI-CK kit, power vent wire harness and RC100, 200 or 300 control (order separately). See venting section of manual.

Quartz 36 Platinum**Includes:**

- 17,500 - 30,500 Btu/Hour Input (NG)
- 18,000 - 29,500 Btu/Hour Input (LP)
- 5" x 8" rear vent collar
- 4" x 6 5/8" top vent collar
- 8 ceramic fiber logs
- Ceramic glass
- LED Illuminated embers
- RC400 touchscreen remote
- Glowing embers
- Battery backup
- External air shutter adjustment
- GFK-160 variable speed blower
- IntelliFire Touch ignition



Required to Complete - Sold Separately: • Front • Interior Panels

MSRP
USD


QUARTZPLA36IL	Quartz Platinum top/rear direct vent fireplace with Intellifire Touch ignition (LP)	\$ 3,579
QUARTZPLA36IN	Quartz Platinum top/rear direct vent fireplace with Intellifire Touch ignition (NG)	\$ 3,579

Fronts - Non-Operable (Required to Complete)**Contemporary Rectangular Door**

CRD36BK	Contemporary Rectangular Door 36" overlap front - Black	\$ 889
CRD36NB	Contemporary Rectangular Door 36" overlap front - New Bronze	\$ 949

Decorative Black Mesh Front

DBM36BK	Decorative Black Mesh 36" inside fit front - Black	\$ 359
---------	--	--------



Contemporary Rectangular Door Decorative Black Mesh Front

Refractory (Required to Complete)**Liner Kit (MAJ)**

GLQUARTZ36PLA	Reflective black glass interior panels	\$ 759
---------------	--	--------

Refractory

BRICK36TBPLA	Brick interior panels 36" - Tavern Brown	\$ 459
--------------	--	--------

Trim Kits**Trim Kits**

750-TRIM3-BK-B	Trim Kit, 3 Sided - Black (not for use with Clean Face Kit)	\$ 329
750-TRIM4-BK-B	Trim Kit, 4 Sided - Black (not for use with Clean Face Kit)	\$ 379

Heat Management

Heat Zone Kit

HEAT-ZONE-GAS	Heat-Zone Kit includes fan, 20' of 6" round duct, vent, wall adapter & on/off control. Wire Plug Assembly 26D0619 required if controlling w/RC400 remote. Used in IFT units with ACM & not a GFK fan. Compatible for up to 2 HEAT-ZONE-GAS kits. See manual.	\$ 569
---------------	--	--------

Control, remotes, wall switches

IntelliFire app

IFT-WFM	IntelliFire Wi-Fi Module that works with the IntelliFire iOS and Android app. Use to control all the features of your fireplace via a smart device. An RC400, RC450 or RC150 is required for thermostat control	\$ 229
---------	---	--------

IntelliFire Touch Controls - Aux Module

IFT-ACM	IntelliFire Touch AUX Module. Must order if adding Fan, Lights or Power Vent and want to use the IFT-WFM. Do not need to order if using IFT-RC400 (includes IFT-ACM).	\$ 98
---------	---	-------

Remote/Wall Switch/Wall Thermostat

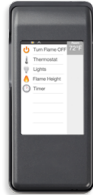
IFT-RC150	IntelliFire Touch white wireless wall switch (on/off, cold climate, battery strength	\$ 121
-----------	--	--------

Touch Screen Remote

IFT-RC400	IntelliFire Touch black remote control, docking station and auxiliary control module (on/off, flame height, thermostat mode, fan control, child lock, cold climate, timer mode, hot indicator, lights, on-screen maintenance and troubleshooting notifications)	\$ 389
-----------	---	--------



IntelliFire app



Touch Screen Remote

Venting

Brick Extension Kit

HEAT-OUT-BEK	Exterior Heat-Zone brick extension kit	\$ 73
--------------	--	-------

Venting Notes

Requires SLP series or SLP-Flex series pipe when venting off top of unit. See Venting section.

Requires DVP series pipe when venting off rear of unit. See Venting section.

Approved for use with PVLP-SLP, PVI-SLP-B and PVV-SLP with power vent wire harness (order separately) and IFT-RC400 remote. See venting section of manual.

Quartz 36 w/ IFT**Includes:**

- 17,000 - 24,000 Btu/Hour Input (NG)
- 16,000 - 20,500 Btu/Hour Input (LP)
- 5" x 8" rear vent collar
- 4" x 6 5/8" top vent collar
- 8 ceramic fiber logs
- Full firescreen front and hood
- Tempered glass
- Glowing embers
- Battery backup
- 12' control wire
- Convertible to contemporary
- IntelliFire ignition

**Special Considerations:**

- Note: to change contemporary media color requires 2 bags

No additional items required to complete.

		MSRP USD
QUARTZ36IFTL	Quartz 36" top/rear direct vent fireplace with IntelliFire Touch ignition (LP)	\$ 2,679
QUARTZ36IFTN	Quartz 36" top/rear direct vent fireplace with IntelliFire Touch ignition (NG)	\$ 2,679

Conversion Kit**Conversion Kits**

CK36	Contemporary conversion kit for Quartz 36- includes 2 bags media and stones	\$ 369
------	---	--------

Media**Media**

GLASS-DM	Glass, Diamond (1 bag)	\$ 72
GLASS-OY	Glass, Onyx (1 bag)	\$ 72
GLASS-SP	Glass, Sapphire (1 bag)	\$ 72
GLASS-BZ	Glass, Bronze (1 bag)	\$ 72

Refractory**Liner Kit (MAJ)**

GLQUARTZ36	Black glass interior panels 36"	\$ 679
------------	---------------------------------	--------

Liner Kit**Brick Panels**

BRICK36TB	Brick interior panels 36" - Tavern Brown	\$ 409
BRICK36CR	Brick interior panels 36" - Cottage Red	\$ 409

Fans**Fan**

GFK-160C	Fan kit 160 CFM (fan only)	\$ 259
GFK-160A	Fan kit 160 CFM (includes rheostat and temperature sensor)	\$ 319

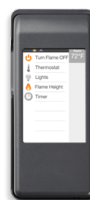
Trim Kits		
Trim Kits		
750-TRIM3-BK-B	Trim Kit, 3 Sided - Black (not for use with Clean Face Kit)	\$ 329
750-TRIM4-BK-B	Trim Kit, 4 Sided - Black (not for use with Clean Face Kit)	\$ 379
Heat Management		
Heat Zone Kit		
HEAT-ZONE-GAS	Heat-Zone Kit includes fan, 20' of 6" round duct, vent, wall adapter & on/off control. Wire Plug Assembly 26D0619 required if controlling w/RC400 remote. Used in IFT units with ACM & not a GFK fan. Compatible for up to 2 HEAT-ZONE-GAS kits. See manual.	\$ 569
Control, remotes, wall switches		
Battery Back Up		
BATTERY-WSK	Battery backup wall switch kit for units with IFT control systems. Includes: On/Off Wall Switch, USB-C Port, Battery Backup, Cover Plate, 12' Wire Harness	\$ 189
IntelliFire app		
IFT-WFM	IntelliFire Wi-Fi Module that works with the IntelliFire iOS and Android app. Use to control all the features of your fireplace via a smart device. An RC400, RC450 or RC150 is required for thermostat control	\$ 229
IntelliFire Touch Controls - Aux Module		
IFT-ACM	IntelliFire Touch AUX Module. Must order if adding Fan, Lights or Power Vent and want to use the IFT-WFM. Do not need to order if using IFT-RC400 (includes IFT-ACM).	\$ 98
Remote/Wall Switch/Wall Thermostat		
IFT-RC150	IntelliFire Touch white wireless wall switch (on/off, cold climate, battery strength	\$ 121
Touch Screen Remote		
IFT-RC400	IntelliFire Touch black remote control, docking station and auxiliary control module (on/off, flame height, thermostat mode, fan control, child lock, cold climate, timer mode, hot indicator, lights, on-screen maintenance and troubleshooting notifications)	\$ 389
Wall Switch		
WSK-21-W	Wall switch kit- White (includes 20 ft of wire)	\$ 40



Battery Back Up



IntelliFire app



Touch Screen Remote

Venting		
Brick Extension Kit		
HEAT-OUT-BEK	Exterior Heat-Zone brick extension kit	\$ 73

Venting Notes

Requires SLP series or SLP-Flex series pipe when venting off top of unit. See Venting section.

Requires DVP series pipe when venting off rear of unit. See Venting section.

Approved for use with PVLP-SLP, PVI-SLP-B and PVV-SLP with PV-IPI-CK kit, power vent wire harness and RC100, 200 or 300 control (order separately). See venting section of manual.

Quartz 42 w/ IFT**Includes:**

- 20,000 - 28,500 Btu/Hour Input (NG)
- 19,500 - 26,000 Btu/Hour Input (LP)
- 5" x 8" rear vent collar
- 4" x 6 5/8" top vent collar
- 8 ceramic fiber logs
- Full firescreen front and hood
- Tempered glass
- Glowing embers
- Battery backup
- 12' control wire
- IntelliFire ignition



No additional items required to complete.

MSRP
USD

QUARTZ42IFTN	Quartz 42" top/rear direct vent fireplace with IntelliFire Touch ignition (NG)	\$ 2,899
QUARTZ42IFTL	Quartz 42" top/rear direct vent fireplace with IntelliFire Touch ignition (LP)	\$ 2,899

Refractory**REFRACTORY/BRICK**

BRICK42TB	Brick interior panels 42" - Tavern Brown	\$ 569
BRICK42CR	Brick interior panels 42" - Cottage Red	\$ 569
GLQUARTZ42	Black glass interior panels 42"	\$ 709

Fans**Fan**

GFK-160C	Fan kit 160 CFM (fan only)	\$ 259
GFK-160A	Fan kit 160 CFM (includes rheostat and temperature sensor)	\$ 319

Heat Management**Heat Zone Kit**

HEAT-ZONE-GAS	Heat-Zone Kit includes fan, 20' of 6" round duct, vent, wall adapter & on/off control. Wire Plug Assembly 26D0619 required if controlling w/RC400 remote. Used in IFT units with ACM & not a GFK fan. Compatible for up to 2 HEAT-ZONE-GAS kits. See manual.	\$ 569
---------------	--	--------

Control, remotes, wall switches**Battery Back Up**

BATTERY-WSK	Battery backup wall switch kit for units with IFT control systems. Includes: On/Off Wall Switch, USB-C Port, Battery Backup, Cover Plate, 12' Wire Harness	\$ 189
-------------	--	--------

IntelliFire app

IFT-WFM	IntelliFire Wi-Fi Module that works with the IntelliFire iOS and Android app. Use to control all the features of your fireplace via a smart device. An RC400, RC450 or RC150 is required for thermostat control	\$ 229
---------	---	--------

IntelliFire Touch Controls - Aux Module

IFT-ACM	IntelliFire Touch AUX Module. Must order if adding Fan, Lights or Power Vent and want to use the IFT-WFM. Do not need to order if using IFT-RC400 (includes IFT-ACM).	\$ 98
---------	---	-------

Remote/Wall Switch/Wall Thermostat

IFT-RC150	IntelliFire Touch white wireless wall switch (on/off, cold climate, battery strength)	\$ 121
-----------	---	--------

Touch Screen Remote

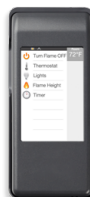
IFT-RC400	IntelliFire Touch black remote control, docking station and auxiliary control module (on/off, flame height, thermostat mode, fan control, child lock, cold climate, timer mode, hot indicator, lights, on-screen maintenance and troubleshooting notifications)	\$ 389
-----------	---	--------



Battery Back Up



IntelliFire app



Touch Screen Remote

Venting**Brick Extension Kit**

HEAT-OUT-BEK	Exterior Heat-Zone brick extension kit	\$ 73
--------------	--	-------

Venting Notes

Requires SLP series or SLP-Flex series pipe when venting off top of unit. See Venting section.

Requires DVP series pipe when venting off rear of unit. See Venting section.

Approved for use with PVLP-SLP, PVI-SLP-B and PVV-SLP with PV-IPI-CK kit, power vent wire harness and RC100, 200 or 300 control (order separately). See venting section of manual.

Majestic

Fireplace - Gas - Freestanding

Prices in USD

Page printed 8/1/2025, 2:05:57 PM CDT
Current pricing updated 03/30/2025
* Please Contact Who You Purchase This Through for MSRP Pricing


Non-stock and custom product cannot be cancelled.
Customer is responsible for freight for orders made outside of assigned RDC facility.

Ruby Freestanding 30"

Includes:

- 22,890 - 32,700 BTU/Hour Input (NG)
- 22,400 - 32,000 BTU/Hour Input (LP)
- IntelliFire Touch Ignition System
- RC400 Remote Control
- GFK-160A Variable Fan
- Ceramic Glass
- Glowing Embers/Mystic Embers
- Battery Back Up

- Electrical Cord - 10' 3" Left
- Gas Flex Connector
- 8 Ceramic Fiber Split Logs



Special Considerations:

- Must order 2532-301 (USB-C plug & Bracket from service parts list) to use battery back up

Required to Complete - Sold Separately:

- INFIT-30-BK
- CK-30
- ADP-CK30

MSRP USD		
RUBY30IL	Medium 30" direct vent gas fireplace insert with intellifire touch system (LP)	\$ 2,969
RUBY30IN	Medium 30" direct vent gas fireplace insert with intellifire touch system (NG)	\$ 2,969

Fronts - Non-Operable (Required to Complete)		
Inside Fit		
INFIT-30-BK	Inside fit 30" screen front - Black	\$ 369



Inside Fit

Cabinet (Required to Complete)		
Cabinet - Steel		
CK-30	Steel cabinet with pedestal base for use with 30" gas inserts	\$ 1,029
Venting (Required to Complete)		
Adaptor		
ADP-CK30	Adapter kit (required for use with CK-30)	\$ 221
Lighting		
Accent Light Kit		
MI-ALK	Ambient Light Kit (not for use in 25" models) (Not recommended for use with Reflective Black Glass Liner)	\$ 499
Liner Kit		
Glass Liner		
LINER-BK-30	Reflective Black Glass Liner 30" traditional units	\$ 549
Refractory Upgrade		
Fiber Refractory		
BRICKMI30CR	Traditional 30" Brick interior panels - Cottage Red	\$ 299
BRICKMI30TB	Traditional 30" Brick interior panels - Tavern Brown	\$ 299
Control, remotes, wall switches		
IntelliFire app		
IFT-WFM	IntelliFire Wi-Fi Module that works with the IntelliFire iOS and Android app. Use to control all the features of your fireplace via a smart device. An RC400, RC450 or RC150 is required for thermostat control	\$ 229
Remote/Wall Switch/Wall Thermostat		
IFT-RC150	IntelliFire Touch white wireless wall switch (on/off, cold climate, battery strength	\$ 121
Touch Screen Remote		
IFT-RC400	IntelliFire Touch black remote control, docking station and auxiliary control module (on/off, flame height, thermostat mode, fan control, child lock, cold climate, timer mode, hot indicator, lights, on-screen maintenance and troubleshooting notifications)	\$ 389



IntelliFire app



Touch Screen Remote

Venting Notes	
SLP Pipe. Appliance ship with SLP starting collar. DuraVent pipe, purchase STOVEDV-BK starting collar. ICC pipe, purchase STOVEICC-BK adapter.	

Trilliant Freestanding 30"**Includes:**

- 22,890 - 32,700 BTU/Hour Input (NG)
- 22,400 - 32,000 BTU/Hour Input (LP)
- IntelliFire Touch Ignition System
- RC400 Remote Control
- GFK-160A Variable Fan
- Heat Exchanger Tubes
- Accent Lights
- Canyon Brown Brick Interior
- Decorative Base
- Ceramic Glass
- Glowing Embers
- Battery Back Up
- Electrical Cord - 10' 3" Left
- Gas Flex Connector
- LP Conversion Kit

**Special Considerations:**

- Must order 2532-301 (USB-C plug & Bracket from service parts list) to use battery back up

Required to Complete - Sold Separately:

- INFIT-30-BK
- CK-30
- ADP-CK30

MSRP
USD

TRILLIANT30IL	Trilliant medium 30" direct vent gas insert with intellifire touch ignition system (LP)	\$ 3,319
TRILLIANT30IN	Trilliant medium 30" direct vent gas insert with intellifire touch ignition system (NG)	\$ 3,319

Fronts - Non-Operable (Required to Complete)**Inside Fit**

INFIT-30-BK	Inside fit 30" screen front - Black	\$ 369
-------------	-------------------------------------	--------



Inside Fit

Cabinet (Required to Complete)**Cabinet - Steel**

CK-30	Steel cabinet with pedestal base for use with 30" gas inserts	\$ 1,029
-------	---	----------

Venting (Required to Complete)**Adaptor**

ADP-CK30	Adapter kit (required for use with CK-30)	\$ 221
----------	---	--------

Liner Kit**Glass Liner**

LINER-BK-30	Reflective Black Glass Liner 30" traditional units	\$ 549
-------------	--	--------

Control, remotes, wall switches

IntelliFire app

IFT-WFM	IntelliFire Wi-Fi Module that works with the IntelliFire iOS and Android app. Use to control all the features of your fireplace via a smart device. An RC400, RC450 or RC150 is required for thermostat control	\$ 229
---------	---	--------

Remote/Wall Switch/Wall Thermostat

IFT-RC150	IntelliFire Touch white wireless wall switch (on/off, cold climate, battery strength	\$ 121
-----------	--	--------

Touch Screen Remote

IFT-RC400	IntelliFire Touch black remote control, docking station and auxiliary control module (on/off, flame height, thermostat mode, fan control, child lock, cold climate, timer mode, hot indicator, lights, on-screen maintenance and troubleshooting notifications)	\$ 389
-----------	---	--------



IntelliFire app



Touch Screen Remote

Venting Notes

SLP Pipe. Appliance ship with SLP starting collar. DuraVent pipe, purchase STOVEDV-BK starting collar. ICC pipe, purchase STOVEICC-BK adapter.

Majestic

Fireplace - Gas - Multi-Sided

Page printed 8/1/2025, 2:05:57 PM CDT

Current pricing updated 03/30/2025

* Please Contact Who You Purchase This Through for MSRP Pricing

Prices in USD

Non-stock and custom product cannot be cancelled.

Customer is responsible for freight for orders made outside of assigned RDC facility.

Echelon II 36ST

Includes:

- 17,500 - 30,000 Btu/Hour Input (NG)
- 15,000 - 27,000 Btu/Hour Input (LP)
- Clear LED dimmable lights
- RC400 remote control
- Battery backup
- Ceramic glass
- Standard bronze glass media
- IntelliFire Touch ignition system



Special Considerations:

- If changing media, follow required number of bags below:
- -- > Crushed Glass: 3 bags of glass
- -- > Natural stones: 2 bags of stone
- -- > Log set & stones: 1 bag of stone

Required to Complete - Sold Separately: • 2 Fronts

MSRP
USD

ECHEL36STIN-C	Echelon II 36" see-through top direct vent fireplace with IntelliFire Touch Ignition System (NG)	\$ 6,229
---------------	--	----------

Fronts - Non-Operable (Required to Complete)

Clean Face Trim

CFT-36-BK-C	Clean face trim - Black	\$ 439
CFT-36-NB-C	Clean Face Trim - New Bronze	\$ 489
CFT-36-GM-C	Clean face trim - Gun Metal	\$ 489
CFT-36-SS-C	Clean face trim - Stainless Steel	\$ 749

Picture Frame Front

PFF-36-BK-C	Picture frame front - Black	\$ 749
-------------	-----------------------------	--------



Clean Face Trim

Picture Frame Front

Conversion Kit		
Conversion Kits		
LPK-ECHEL36	CONVERSION KITS, LP	\$ 99
Gas Logs - Log Set Option		
Driftwood Log Set		
LOGS-DRTWOOD-36	Driftwood log set	\$ 399
Media		
Media		
GLASS-OY	Glass, Onyx (1 bag)	\$ 72
GLASS-DM	Glass, Diamond (1 bag)	\$ 72
GLASS-BZ	Glass, Bronze (1 bag)	\$ 72
GLASS-SP	Glass, Sapphire (1 bag)	\$ 72
Stones		
STONES-NATURAL	Natural stones (1 bag)	\$ 113
Liner Kit		
Black Glass Liner Kit - ST		
BGK-LINEARST	Reflective black ceramic glass liner kit	\$ 449
Options & Accessories		
Options & Accessories		
ST36-CFP	Light baffle kit. Recommended for use when two CFT fronts are being installed.	\$ 99
Heat Management		
Heat Management		
PH-SIDETRIM	Passive Heat trim kit for side discharge (includes 2 side registers)(Starting collars sold separately)	\$ 110
PH-MCE	Starting Collars for Non-Ducted Passive Heat (Required when using passive heat - For use with Front, Side, Top Discharges)	\$ 179
PH-FRTRIM-36	Passive Heat Vent Trim Kit For Front Discharge (36")(Starting collars sold separately)	\$ 209

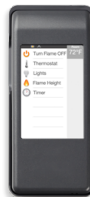
Heat Management - Ducted		
PHTRIM-MCE-36	Ducted vent trim for front discharge using ducted Passive Heat (PHFR-MCE-36)	\$ 249
PHSI-MCE	Ducted Passive Heat kit for side discharge (includes duct and 2 side registers)	\$ 569
PHFR-MCE-36	Ducted Passive Heat kit for front discharge (requires PHTRIM-MCE-36 front trim)	\$ 629
Heat Out Kit		
HEAT-OUT-GAS	Heat out kit (includes termination cap, 25' of 6" round duct, fireplace adapter, damper, wall switch and 350CFM fan at termination)	\$ 1,529
Heat Zone Kit		
HZLIN-ADP	Heat Zone adaptor, must order for using HEAT-ZONE-GAS	\$ 179
HEAT-ZONE-GAS	Heat-Zone Kit includes fan, 20' of 6" round duct, vent, wall adapter & on/off control. Wire Plug Assembly 26D0619 required if controlling w/RC400 remote. Used in IFT units with ACM & not a GFK fan. Compatible for up to 2 HEAT-ZONE-GAS kits. See manual.	\$ 569
Control, remotes, wall switches		
Battery Back Up		
BATTERY-WSK	Battery backup wall switch kit for units with IFT control systems. Includes: On/Off Wall Switch, USB-C Port, Battery Backup, Cover Plate, 12' Wire Harness	\$ 189
IntelliFire app		
IFT-WFM	IntelliFire Wi-Fi Module that works with the IntelliFire iOS and Android app. Use to control all the features of your fireplace via a smart device. An RC400, RC450 or RC150 is required for thermostat control	\$ 229
Remote/Wall Switch/Wall Thermostat		
IFT-RC150	IntelliFire Touch white wireless wall switch (on/off, cold climate, battery strength	\$ 121
Touch Screen Remote		
IFT-RC400	IntelliFire Touch black remote control, docking station and auxiliary control module (on/off, flame height, thermostat mode, fan control, child lock, cold climate, timer mode, hot indicator, lights, on-screen maintenance and troubleshooting notifications)	\$ 389



Battery Back Up



IntelliFire app



Touch Screen Remote

Venting		
Brick Extension Kit		
HEAT-OUT-BEK	Exterior Heat-Zone brick extension kit	\$ 73

Venting Notes

Requires 8" DVP pipe. Must have a 18" minimum vertical before attaching a 90 degree elbow to the unit. See venting section of manual.

Approved for use with PVLP-SLP, PVI-SLP-B and PVV-SLP with power vent wire harness (order separately) and IFT-RC400 remote. See venting section of manual.

Echelon II 48ST**Includes:**

- 21,000 - 40,000 Btu/Hour Input (NG)
- Not available for sale in Rhode Island
- 20,000 - 34,000 Btu/Hour Input (LP)
- Clear LED dimmable lights
- RC400 remote control
- Battery backup
- Ceramic glass
- Standard with bronze glass media
- IntelliFire Touch ignition system

**Special Considerations:**

- If changing media, follow required number of bags below:
- -- > Crushed Glass: 4 bags of glass
- -- > Natural stones: 3 bags of stone
- -- > Log set & stones: 1 bag of stone

Required to Complete - Sold Separately: • 2 Fronts

MSRP
USD

ECHEL48STIN-C	Echelon II 48" see-through top direct vent fireplace with IntelliFire Touch Ignition System (NG)	\$ 7,559
---------------	--	----------

Fronts - Non-Operable (Required to Complete)**Clean Face Trim**

CFT-48-BK-C	Clean face trim - Black	\$ 469
CFT-48-NB-C	Clean Face Trim - New Bronze	\$ 509
CFT-48-GM-C	Clean face trim - Gun Metal	\$ 509
CFT-48-SS-C	Clean face trim - Stainless Steel	\$ 849

Picture Frame Front

PFF-48-BK-C	Picture frame front - Black	\$ 849
-------------	-----------------------------	--------



Clean Face Trim



Picture Frame Front

Conversion Kit**Conversion Kits**

LPK-ECHEL48	CONVERSION KIT, LP	\$ 99
-------------	--------------------	-------

Gas Logs - Log Set Option		
Driftwood Log Set		
LOGS-DRTWOOD-48	Driftwood log set	\$ 529
Media		
Media		
GLASS-SP	Glass, Sapphire (1 bag)	\$ 72
GLASS-OY	Glass, Onyx (1 bag)	\$ 72
GLASS-DM	Glass, Diamond (1 bag)	\$ 72
GLASS-BZ	Glass, Bronze (1 bag)	\$ 72
Stones		
STONES-NATURAL	Natural stones (1 bag)	\$ 113
Liner Kit		
Black Glass Liner Kit - ST		
BGK-LINEARST	Reflective black ceramic glass liner kit	\$ 449
Options & Accessories		
Options & Accessories		
ST48-CFP	Light baffle kit. Recommended for use when two CFT fronts are being installed.	\$ 99
Heat Management		
Heat Management		
PH-SIDETRIM	Passive Heat trim kit for side discharge (includes 2 side registers)(Starting collars sold separately)	\$ 110
PH-MCE	Starting Collars for Non-Ducted Passive Heat (Required when using passive heat - For use with Front, Side, Top Discharges)	\$ 179
PH-FRTRIM-48	Passive Heat Vent Trim Kit For Front Discharge (48")(Starting collars sold separately)	\$ 219
Heat Management - Ducted		
PHTRIM-MCE-48	Ducted vent trim for front discharge using ducted Passive Heat (PHFR-MCE-48)	\$ 269
PHSI-MCE	Ducted Passive Heat kit for side discharge (includes duct and 2 side registers)	\$ 569
PHFR-MCE-48	Ducted Passive Heat kit for front discharge (requires PHTRIM-MCE-48 front trim)	\$ 689
Heat Out Kit		
HEAT-OUT-GAS	Heat out kit (includes termination cap, 25' of 6" round duct, fireplace adapter, damper, wall switch and 350CFM fan at termination)	\$ 1,529
Heat Zone Kit		
HZLIN-ADP	Heat Zone adaptor, must order for using HEAT-ZONE-GAS	\$ 179
HEAT-ZONE-GAS	Heat-Zone Kit includes fan, 20' of 6" round duct, vent, wall adapter & on/off control. Wire Plug Assembly 26D0619 required if controlling w/RC400 remote. Used in IFT units with ACM & not a GFK fan. Compatible for up to 2 HEAT-ZONE-GAS kits. See manual.	\$ 569

Control, remotes, wall switches**Battery Back Up**

BATTERY-WSK	Battery backup wall switch kit for units with IFT control systems. Includes: On/Off Wall Switch, USB-C Port, Battery Backup, Cover Plate, 12' Wire Harness	\$ 189
-------------	--	--------

IntelliFire app

IFT-WFM	IntelliFire Wi-Fi Module that works with the IntelliFire iOS and Android app. Use to control all the features of your fireplace via a smart device. An RC400, RC450 or RC150 is required for thermostat control	\$ 229
---------	---	--------

Remote/Wall Switch/Wall Thermostat

IFT-RC150	IntelliFire Touch white wireless wall switch (on/off, cold climate, battery strength	\$ 121
-----------	--	--------

Touch Screen Remote

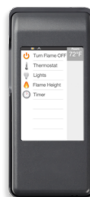
IFT-RC400	IntelliFire Touch black remote control, docking station and auxiliary control module (on/off, flame height, thermostat mode, fan control, child lock, cold climate, timer mode, hot indicator, lights, on-screen maintenance and troubleshooting notifications)	\$ 389
-----------	---	--------



Battery Back Up



IntelliFire app



Touch Screen Remote

Venting**Brick Extension Kit**

HEAT-OUT-BEK	Exterior Heat-Zone brick extension kit	\$ 73
--------------	--	-------

Venting Notes

Requires 8" DVP pipe. Must have 30" minimum vertical vent before attaching a 90 degree elbow to unit. See venting section of manual.

Approved for use with PVLP-SLP, PVI-SLP-B and PVV-SLP with power vent wire harness (order separately) and IFT-RC400 remote. See venting section of manual.

Marquis II See-Through 42**Includes:**

- 43,000 - 57,500 Btu/Hour Input (NG)
- 39,000 - 52,000 Btu/Hour Input (LP)
- RC400 touchscreen remote
- LED accent lighting
- LED illuminated embers
- ClearView ceramic glass
- 11 ceramic fiber split logs
- Gas flex connector
- Junction box
- Intellifire Touch ignition



Required to Complete - Sold Separately: • Two Fronts • Brick Panels

MSRP
USD

MARQ42STIN	Marquis II 42" see-through- top, direct vent fireplace with IntelliFire Touch ignition (NG)	\$ 9,279
------------	---	----------

Fronts - Non-Operable (Required to Complete)**Firescreens**

FSMQ42STBK	Firescreen front 42ST - Black	\$ 769
FSMQ42STGM	Firescreen front 42ST - Gun Metal	\$ 809
FSMQ42STNB	Firescreen front 42ST - New Bronze	\$ 809

Refractory (Required to Complete)**Refractory**

BRICKMQ42STTB	Brick interior panels ST42 - Tavern Brown	\$ 969
BRICKMQ42STCR	Brick interior panels ST42 - Cottage Red	\$ 969

Conversion Kit**Conversion Kits**

LPKMARQ42ST	LP conversion kit	\$ 99
-------------	-------------------	-------

Heat Management**Heat Out Kit**

HEAT-OUT-GAS	Heat out kit (includes termination cap, 25' of 6" round duct, fireplace adapter, damper, wall switch and 350CFM fan at termination)	\$ 1,529
--------------	---	----------

Heat Zone Kit

HEAT-ZONE-GAS	Heat-Zone Kit includes fan, 20' of 6" round duct, vent, wall adapter & on/off control. Wire Plug Assembly 26D0619 required if controlling w/RC400 remote. Used in IFT units with ACM & not a GFK fan. Compatible for up to 2 HEAT-ZONE-GAS kits. See manual.	\$ 569
---------------	--	--------

Control, remotes, wall switches**Battery Back Up**

BATTERY-WSK	Battery backup wall switch kit for units with IFT control systems. Includes: On/Off Wall Switch, USB-C Port, Battery Backup, Cover Plate, 12' Wire Harness	\$ 189
-------------	--	--------

IntelliFire app		
IFT-WFM	IntelliFire Wi-Fi Module that works with the IntelliFire iOS and Android app. Use to control all the features of your fireplace via a smart device. An RC400, RC450 or RC150 is required for thermostat control	\$ 229
IntelliFire Touch Controls - Aux Module		
IFT-ACM	IntelliFire Touch AUX Module. Must order if adding Fan, Lights or Power Vent and want to use the IFT-WFM. Do not need to order if using IFT-RC400 (includes IFT-ACM).	\$ 98
Touch Screen Remote		
IFT-RC400	IntelliFire Touch black remote control, docking station and auxiliary control module (on/off, flame height, thermostat mode, fan control, child lock, cold climate, timer mode, hot indicator, lights, on-screen maintenance and troubleshooting notifications)	\$ 389



Battery Back Up



IntelliFire app



Touch Screen Remote

Venting		
Brick Extension Kit		
HEAT-OUT-BEK	Exterior Heat-Zone brick extension kit	\$ 73
Venting Notes		
Requires 8" DVP pipe. Must have a 24" minimum vertical vent before attaching a 90° elbow to unit. See Venting section.		
Approved for use with PVLP-SLP, PVI-SLP-B and PVV-SLP with power vent wire harness (order separately). See venting section of manual.		

Majestic

Fireplace - Wood - Single-Sided

Page printed 8/1/2025, 2:05:57 PM CDT

Current pricing updated 03/30/2025

* Please Contact Who You Purchase This Through for MSRP Pricing

Prices in USD

Non-stock and custom product cannot be cancelled.

Customer is responsible for freight for orders made outside of assigned RDC facility.

Ashland 36

Includes:

- 36" x 38" Opening
- Radiant Heat
- Outside Air Standard
- Dual gas Knockouts
- Steel Grate
- Safety Firescreen
- UL Listed
- Attic insulation shield



Special Considerations:

- When ordering Firebrick Yellow molded brick panels, SRV4059-693 is recommended for matching hearth

Required to Complete - Sold Separately: • Firebrick • Flex Venting for Outside Air

		MSRP USD
ASH36	36" Radiant Wood Burning Fireplace with Natural Gray Hearth Refractory	\$ 3,319
Refractory (Required to Complete)		
Herringbone		
MMHB36-B	Firebrick Yellow Molded brick panels - herringbone	\$ 1,389
Refractory		
AMMTB36	Natural Gray Molded brick panels - Traditional	\$ 1,029
AMMHB36	Natural Gray Molded brick panels - Herringbone	\$ 1,389
Traditional		
MMTB36-B	Firebrick Yellow Molded brick panels - traditional	\$ 1,029
Glass Doors - Operable		
Glass Bi-Fold Door		
DFG4036BK	Glass bi-fold door, black	\$ 1,679



Glass Bi-Fold Door

Gas Logs - Log Set Option

DUZY2 Logs

DUZY2LS-18-24	4-piece Fiber Ceramic log set for use with 18/24" Radiant Burner	\$ 359
DUZY2LS-30	4-piece Fiber Ceramic log set for use with 30" Radiant Burner	\$ 429

DUZY3 Logs

DUZY3LS-18-24	6-piece Refractory Cement log set for use with 18/24" Radiant Burner	\$ 429
DUZY3LS-30	6-piece Refractory Cement log set for use with 30" Radiant Burner	\$ 489

DUZY5 Logs

DUZY5LS-18-24	8-piece Fiber Ceramic log set for use with 18/24" Radiant Burner	\$ 489
DUZY5LS-30	8-piece Fiber Ceramic log set for use with 30" Radiant Burner	\$ 599



DUZY2 Logs



DUZY3 Logs



DUZY5 Logs

Gas Logs - Burner Option Indoor

Radiant Burner 18/24"

RB-18-24NI	18"/24" Radiant Vented Burner Assembly IPI w/remote N.G. 50,000 BTUs	\$ 1,479
RB-18-24PI	18"/24" Radiant Vented Burner Assembly IPI w/remote L.P. 50,000 BTUs	\$ 1,479

Radiant Burner 30"

RB-30PI	30" Radiant Vented Burner Assembly IPI w/remote L.P. 65,000 BTUs	\$ 1,569
RB-30NI	30" Radiant Vented Burner Assembly IPI w/remote N.G. 65,000 BTUs	\$ 1,569



Radiant Burner 18/24"



Radiant Burner 30"

Brick Panels		
Herringbone Refractory Extension		
MMHBX-B	Firebrick Yellow Herringbone brick refractory extensions	\$ 179
Traditional Refractory Extension		
MMTBX-B	Firebrick Yellow Traditional brick refractory extensions	\$ 179
Mortar		
Refractory Mortar		
MMMORTR	10 lbs. Mortar (TRAD: 1 required, HERR: 2 required)	\$ 99
Options & Accessories		
Options & Accessories		
AMMBX	Natural Gray Herringbone brick refractory extensions	\$ 159
AMMTBX	Natural Gray Traditional brick refractory extensions	\$ 159
Floor Protector (HP)		
Micore Hearth Extension - Hearth Extension		
HX4M	Hearth extension for all size models 5pcs (48" x 20") & 5pcs (22" x 20") to equal 5 full sheets at (70"x 20"x 1/2")	\$ 429
Venting		
Insulated Flex Duct - Chimney Air Kits/Flex Duct		
ID6	6" (152mm) insulated flex duct for use with outside air kit - includes two 42" (1065mm) sections	\$ 100
Uninsulated Flex Duct - Chimney Air Kits/Flex Duct		
UD6	6" (152mm) uninsulated flex duct for use with outside air kit - includes two 42" (1065mm) sections	\$ 71
SL400 Series Pipe - Term Kits & Acc - Sng Pk - Chimney Air Kits/Flex Duct		
CAK5A	Chimney air kit for SL1100 and SL400 series pipe (required in Canada)	\$ 142
Venting Notes		
Outside air kit standard		
Uses SL1100 series chimney		
Attic insulation shield standard		
Model not approved for use in Canada		

Ashland 42**Includes:**

- 42" x 38" Opening
- Radiant Heat
- Outside Air Standard
- Dual gas Knockouts
- Steel Grate
- Safety Firescreen
- UL Listed
- Attic insulation shield

**Special Considerations:**

- When ordering Firebrick Yellow molded brick panels, SRV4059-695 is recommended for matching hearth

Required to Complete - Sold Separately: • Firebrick • Flex Venting for Outside Air

MSRP
USD

ASH42	42" Radiant Wood Burning Fireplace with Natural Gray Hearth Refractory	\$ 3,839
-------	--	----------

Refractory (Required to Complete)**Herringbone**

MMHB42-B	Firebrick Yellow Molded brick panels - herringbone	\$ 1,539
----------	--	----------

Refractory

AMMTB42	Natural Gray Molded brick panels - traditional	\$ 1,159
---------	--	----------

AMMHB42	Natural Gray Molded brick panels - herringbone	\$ 1,539
---------	--	----------

Traditional

MMTB42-B	Firebrick Yellow Molded brick panels - traditional	\$ 1,159
----------	--	----------

Glass Doors - Operable**Glass Bi-Fold Door**

DFG4042BK	Glass bi-fold door - Black	\$ 2,079
-----------	----------------------------	----------



Glass Bi-Fold Door

Brick Panels**Herringbone Refractory Extension**

MMHBX-B	Firebrick Yellow Herringbone brick refractory extensions	\$ 179
---------	--	--------

Traditional Refractory Extension

MMTBX-B	Firebrick Yellow Traditional brick refractory extensions	\$ 179
---------	--	--------

Mortar		
Refractory Mortar		
MMMORTR	10 lbs. Mortar (TRAD: 1 required, HERR: 2 required)	\$ 99
Options & Accessories		
Options & Accessories		
AMMHBX	Natural Gray Herringbone brick refractory extensions	\$ 159
AMMTBX	Natural Gray Traditional brick refractory extensions	\$ 159
Floor Protector (HP)		
Micore Hearth Extension - Hearth Extension		
HX4M	Hearth extension for all size models 5pcs (48" x 20") & 5pcs (22" x 20") to equal 5 full sheets at (70"x 20"x 1/2")	\$ 429
Venting		
Insulated Flex Duct - Chimney Air Kits/Flex Duct		
ID6	6" (152mm) insulated flex duct for use with outside air kit - includes two 42" (1065mm) sections	\$ 100
Uninsulated Flex Duct - Chimney Air Kits/Flex Duct		
UD6	6" (152mm) uninsulated flex duct for use with outside air kit - includes two 42" (1065mm) sections	\$ 71
SL1100 Wood Pipe - Single Pack - Chimney Air Kits/Flex Duct Dimensions: 11" Inner / 13" Outer		
CAK8A	Chimney air kit (For use with BIR42 and RUTHERFORD-42, ODCASTLEWD-42)	\$ 153
Venting Notes		
Outside air kit standard		
Uses SL1100 series chimney		
Attic insulation shield standard		
Model not approved for use in Canada		

Ashland 50**Includes:**

- 50" x 38" Opening
- Radiant Heat
- Outside Air Standard
- Dual gas Knockouts
- Steel Grate
- Safety Firescreen
- UL Listed

**Special Considerations:**

- When ordering Firebrick Yellow molded brick panels, SRV4059-697 is recommended for matching hearth

Required to Complete - Sold Separately:

- Firebrick
- See Venting notes
- Advanced Install Product training required before product ships
- Flex Venting for Outside Air

MSRP
USD

ASH50	50" Radiant Wood Burning Fireplace with Natural Gray Hearth Refractory	\$ 4,599
-------	--	----------

Refractory (Required to Complete)**Herringbone**

MMHB50-B	Firebrick Yellow Molded brick panels - herringbone	\$ 1,949
----------	--	----------

Refractory

AMMTB50	Natural Gray Molded brick panels - Traditional	\$ 1,579
AMMHB50	Natural Gray Molded brick panels - Herringbone	\$ 1,949

Traditional

MMTB50-B	Firebrick Yellow Molded brick panels - traditional	\$ 1,579
----------	--	----------

Glass Doors - Operable**Glass Bi-Fold Door**

DFG4050BK	Glass bi-fold door - Black	\$ 2,199
-----------	----------------------------	----------



Glass Bi-Fold Door

Brick Panels**Herringbone Refractory Extension**

MMHBX-B	Firebrick Yellow Herringbone brick refractory extensions	\$ 179
---------	--	--------

Traditional Refractory Extension		
MMTBX-B	Firebrick Yellow Traditional brick refractory extensions	\$ 179
Mortar		
Refractory Mortar		
MMMORTR	10 lbs. Mortar (TRAD: 1 required, HERR: 2 required)	\$ 99
Options & Accessories		
Options & Accessories		
AMMTBX	Natural Gray Traditional brick refractory extensions	\$ 159
AMMHBX	Natural Gray Herringbone brick refractory extensions	\$ 159
Floor Protector (HP)		
Micore Hearth Extension - Hearth Extension		
HX4M	Hearth extension for all size models 5pcs (48" x 20") & 5pcs (22" x 20") to equal 5 full sheets at (70"x 20"x 1/2")	\$ 429
Venting		
Insulated Flex Duct - Chimney Air Kits/Flex Duct		
ID6	6" (152mm) insulated flex duct for use with outside air kit - includes two 42" (1065mm) sections	\$ 100
Uninsulated Flex Duct - Chimney Air Kits/Flex Duct		
UD6	6" (152mm) uninsulated flex duct for use with outside air kit - includes two 42" (1065mm) sections	\$ 71
Venting Notes		
Outside air kit standard		
Requires 14" Dura-Vent DuraChimney II. See venting section.		
Must order Attic Insulation Shield (14DCA-IS), Roof Radiation Shields (14DCA-RRS), Chase Top Collar (14DCA-CTC). See Venting Section.		
Model not approved for use in Canada		

Biltmore 36**Includes:**

- Full refractory lining in traditional or herringbone pattern
- Powder coat finish
- Safety firescreen
- Dual gas knockouts
- Steel grate
- Outside air kit
- Attic insulation shield
- UL/ULC Listed



Required to Complete - Sold Separately: • Flex Venting for Outside Air

MSRP
USD

SB60	36" Radiant Wood Burning Fireplace	\$ 2,259
SB60HB	36" Radiant Wood Burning Fireplace w/herringbone brick pattern	\$ 2,319

Doors - Operable**Cottagewood Glass Doors**

DM6036-S	36" stainless steel bi-fold doors for the 36" Cottagewood	\$ 509
----------	---	--------

Glass Doors - Operable**Glass Bi-Fold Door**

DM6036	Original bi-fold glass doors with black trim	\$ 579
--------	--	--------



Glass Bi-Fold Door

Mesh Doors - Operable**Grand Vista 60**

GV60BK	Grand Vista cabinet style mesh doors - Black	\$ 1,279
--------	--	----------



Grand Vista 60

Gas Logs - Log Set Option**DUZY2 Logs**

DUZY2LS-18-24	4-piece Fiber Ceramic log set for use with 18/24" Radiant Burner	\$ 359
DUZY2LS-30	4-piece Fiber Ceramic log set for use with 30" Radiant Burner	\$ 429

DUZY3 Logs

DUZY3LS-18-24	6-piece Refractory Cement log set for use with 18/24" Radiant Burner	\$ 429
DUZY3LS-30	6-piece Refractory Cement log set for use with 30" Radiant Burner	\$ 489

DUZY5 Logs

DUZY5LS-18-24	8-piece Fiber Ceramic log set for use with 18/24" Radiant Burner	\$ 489
DUZY5LS-30	8-piece Fiber Ceramic log set for use with 30" Radiant Burner	\$ 599



DUZY2 Logs



DUZY3 Logs



DUZY5 Logs

Gas Logs - Burner Option Indoor**Radiant Burner 18/24"**

RB-18-24NI	18"/24" Radiant Vented Burner Assembly IPI w/remote N.G. 50,000 BTUs	\$ 1,479
RB-18-24PI	18"/24" Radiant Vented Burner Assembly IPI w/remote L.P. 50,000 BTUs	\$ 1,479

Radiant Burner 30"

RB-30NI	30" Radiant Vented Burner Assembly IPI w/remote N.G. 65,000 BTUs	\$ 1,569
RB-30PI	30" Radiant Vented Burner Assembly IPI w/remote L.P. 65,000 BTUs	\$ 1,569



Radiant Burner 18/24"



Radiant Burner 30"

Floor Protector (HP)**Micore Hearth Extension - Hearth Extension**

HX4M	Hearth extension for all size models 5pcs (48" x 20") & 5pcs (22" x 20") to equal 5 full sheets at (70"x 20"x 1/2")	\$ 429
------	---	--------

Venting			
Insulated Flex Duct - Chimney Air Kits/Flex Duct			
ID4	4" (100mm) insulated flex duct for outside air - includes two 42" (1065mm) sections	\$	87
Uninsulated Flex Duct - Chimney Air Kits/Flex Duct			
UD4	4" (100mm) uninsulated flex duct for outside air - includes two 42" (1065mm) sections	\$	56
SL400 Series Pipe - Term Kits & Acc - Sng Pk - Chimney Air Kits/Flex Duct			
CAK5A	Chimney air kit for SL1100 and SL400 series pipe (required in Canada)	\$	142
Venting Notes			
Outside air kit standard			
U.S. uses SL1100 series chimney. Canada uses SL400 series chimney and requires SLA-10			
Attic insulation shield standard			

Biltmore 42**Includes:**

- Full refractory lining in traditional or herringbone pattern
- Powder coat finish
- Safety firescreen
- Dual gas knockouts
- Steel grate
- Outside air kit
- Attic insulation shield
- UL/ULC Listed



Required to Complete - Sold Separately: • Flex Venting for Outside Air

MSRP
USD

SB80	42" Radiant Wood Burning Fireplace	\$ 3,029
SB80HB	42" Radiant Wood Burning Fireplace w/herringbone brick pattern	\$ 3,089

Doors - Operable**Cottagewood Glass Doors**

DM8042-S	42" stainless steel bi-fold doors for the 42" Cottagewood	\$ 649
----------	---	--------

Glass Doors - Operable**Glass Bi-Fold Door**

DM8042	Original bi-fold glass doors with black trim	\$ 729
--------	--	--------



Glass Bi-Fold Door

Mesh Doors - Operable**Grand Vista 80**

GV80BK	Grand Vista cabinet style mesh doors - Black	\$ 1,449
--------	--	----------



Grand Vista 80

Gas Logs - Log Set Option**DUZY2 Logs**

DUZY2LS-18-24	4-piece Fiber Ceramic log set for use with 18/24" Radiant Burner	\$ 359
DUZY2LS-30	4-piece Fiber Ceramic log set for use with 30" Radiant Burner	\$ 429

DUZY3 Logs

DUZY3LS-18-24	6-piece Refractory Cement log set for use with 18/24" Radiant Burner	\$ 429
DUZY3LS-30	6-piece Refractory Cement log set for use with 30" Radiant Burner	\$ 489

DUZY5 Logs

DUZY5LS-18-24	8-piece Fiber Ceramic log set for use with 18/24" Radiant Burner	\$ 489
DUZY5LS-30	8-piece Fiber Ceramic log set for use with 30" Radiant Burner	\$ 599



DUZY2 Logs



DUZY3 Logs



DUZY5 Logs

Gas Logs - Burner Option Indoor**Radiant Burner 18/24"**

RB-18-24NI	18"/24" Radiant Vented Burner Assembly IPI w/remote N.G. 50,000 BTUs	\$ 1,479
RB-18-24PI	18"/24" Radiant Vented Burner Assembly IPI w/remote L.P. 50,000 BTUs	\$ 1,479

Radiant Burner 30"

RB-30NI	30" Radiant Vented Burner Assembly IPI w/remote N.G. 65,000 BTUs	\$ 1,569
RB-30PI	30" Radiant Vented Burner Assembly IPI w/remote L.P. 65,000 BTUs	\$ 1,569



Radiant Burner 18/24"



Radiant Burner 30"

Floor Protector (HP)**Micore Hearth Extension - Hearth Extension**


HX4M	Hearth extension for all size models 5pcs (48" x 20") & 5pcs (22" x 20") to equal 5 full sheets at (70"x 20"x 1/2")	\$ 429
------	---	--------

Venting			
Insulated Flex Duct - Chimney Air Kits/Flex Duct			
ID4	4" (100mm) insulated flex duct for outside air - includes two 42" (1065mm) sections	\$	87
Uninsulated Flex Duct - Chimney Air Kits/Flex Duct			
UD4	4" (100mm) uninsulated flex duct for outside air - includes two 42" (1065mm) sections	\$	56
SL400 Series Pipe - Term Kits & Acc - Sng Pk - Chimney Air Kits/Flex Duct			
CAK5A	Chimney air kit for SL1100 and SL400 series pipe (required in Canada)	\$	142
Venting Notes			
Outside air kit standard			
U.S. uses SL1100 series chimney. Canada uses SL400 series chimney and requires SLA-10			
Attic insulation shield standard			

Biltmore 50

Includes:

- Full refractory lining in traditional or herringbone pattern
- Powder coat finish
- Safety firescreen
- Dual gas knockouts
- Steel grate
- Outside air kit
- Attic insulation shield
- UL Listed



Required to Complete - Sold Separately:

- Flex Venting for Outside Air

		MSRP USD
SB100	50" Radiant Wood Burning Fireplace	\$ 4,379
SB100HB	50" Radiant Wood Burning Fireplace w/herringbone brick pattern	\$ 4,439

Glass Doors - Operable		
Glass Bi-Fold Door		
DM100	Original bi-fold glass doors with black trim	\$ 1,479



Glass Bi-Fold Door

Mesh Doors - Operable		
Grand Vista 100		
GV100BK	Grand Vista cabinet style mesh doors - Black	\$ 1,909



Grand Vista 100

Gas Logs - Log Set Option**DUZY2 Logs**

DUZY2LS-18-24	4-piece Fiber Ceramic log set for use with 18/24" Radiant Burner	\$ 359
DUZY2LS-30	4-piece Fiber Ceramic log set for use with 30" Radiant Burner	\$ 429

DUZY3 Logs

DUZY3LS-18-24	6-piece Refractory Cement log set for use with 18/24" Radiant Burner	\$ 429
DUZY3LS-30	6-piece Refractory Cement log set for use with 30" Radiant Burner	\$ 489

DUZY5 Logs

DUZY5LS-18-24	8-piece Fiber Ceramic log set for use with 18/24" Radiant Burner	\$ 489
DUZY5LS-30	8-piece Fiber Ceramic log set for use with 30" Radiant Burner	\$ 599



DUZY2 Logs



DUZY3 Logs



DUZY5 Logs

Gas Logs - Burner Option Indoor**Radiant Burner 18/24"**

RB-18-24NI	18"/24" Radiant Vented Burner Assembly IPI w/remote N.G. 50,000 BTUs	\$ 1,479
RB-18-24PI	18"/24" Radiant Vented Burner Assembly IPI w/remote L.P. 50,000 BTUs	\$ 1,479

Radiant Burner 30"

RB-30PI	30" Radiant Vented Burner Assembly IPI w/remote L.P. 65,000 BTUs	\$ 1,569
RB-30NI	30" Radiant Vented Burner Assembly IPI w/remote N.G. 65,000 BTUs	\$ 1,569



Radiant Burner 18/24"



Radiant Burner 30"

Floor Protector (HP)**Micore Hearth Extension - Hearth Extension**

HX4M	Hearth extension for all size models 5pcs (48" x 20") & 5pcs (22" x 20") to equal 5 full sheets at (70"x 20"x 1/2")	\$ 429
------	---	--------

Venting			
Insulated Flex Duct - Chimney Air Kits/Flex Duct			
ID4	4" (100mm) insulated flex duct for outside air - includes two 42" (1065mm) sections	\$	87
Uninsulated Flex Duct - Chimney Air Kits/Flex Duct			
UD4	4" (100mm) uninsulated flex duct for outside air - includes two 42" (1065mm) sections	\$	56
SL400 Series Pipe - Term Kits & Acc - Sng Pk - Chimney Air Kits/Flex Duct			
CAK5A	Chimney air kit for SL1100 and SL400 series pipe (required in Canada)	\$	142
Venting Notes			
Outside air kit standard			
Uses SL1100 series chimney			
Attic insulation shield standard			
Model not approved for use in Canada			

Royalton 36**Includes:**

- Front access damper handle
- Ash lip
- Safety firescreen
- Traditional refractory lining
- Dual gas knockouts (Note: Not approved for vent free logs)
- Steel grate
- Attic insulation shield
- UL/ULC listed



No additional items required to complete.

MSRP
USD

BE36	36" Radiant Wood Burning Fireplace	\$ 1,239
------	------------------------------------	----------

Glass Doors - Operable**Glass Bi-Fold Door**

DM1036	Original bi-fold glass doors with black trim	\$ 539
DM1036S	Original bi-fold glass doors with stainless steel trim	\$ 589



Glass Bi-Fold Door

Gas Logs - Log Set Option**DUZY2 Logs**

DUZY2LS-18-24	4-piece Fiber Ceramic log set for use with 18/24" Radiant Burner	\$ 359
DUZY2LS-30	4-piece Fiber Ceramic log set for use with 30" Radiant Burner	\$ 429

DUZY3 Logs

DUZY3LS-18-24	6-piece Refractory Cement log set for use with 18/24" Radiant Burner	\$ 429
DUZY3LS-30	6-piece Refractory Cement log set for use with 30" Radiant Burner	\$ 489

DUZY5 Logs

DUZY5LS-18-24	8-piece Fiber Ceramic log set for use with 18/24" Radiant Burner	\$ 489
DUZY5LS-30	8-piece Fiber Ceramic log set for use with 30" Radiant Burner	\$ 599



DUZY2 Logs



DUZY3 Logs



DUZY5 Logs

Gas Logs - Burner Option Indoor

Radiant Burner 18/24"

RB-18-24PI	18"/24" Radiant Vented Burner Assembly IPI w/remote L.P. 50,000 BTUs	\$ 1,479
RB-18-24NI	18"/24" Radiant Vented Burner Assembly IPI w/remote N.G. 50,000 BTUs	\$ 1,479

Radiant Burner 30"

RB-30NI	30" Radiant Vented Burner Assembly IPI w/remote N.G. 65,000 BTUs	\$ 1,569
RB-30PI	30" Radiant Vented Burner Assembly IPI w/remote L.P. 65,000 BTUs	\$ 1,569



Radiant Burner 18/24"



Radiant Burner 30"

Options & Accessories

Outside Air Kit

AK24	Outside air kit (1 each) - Flex Venting not included	\$ 17
------	--	-------

Floor Protector (HP)

Micore Hearth Extension - Hearth Extension

HX4M	Hearth extension for all size models 5pcs (48" x 20") & 5pcs (22" x 20") to equal 5 full sheets at (70"x 20"x 1/2")	\$ 429
------	---	--------

Venting

Insulated Flex Duct - Chimney Air Kits/Flex Duct

ID4	4" (100mm) insulated flex duct for outside air - includes two 42" (1065mm) sections	\$ 87
-----	---	-------

Uninsulated Flex Duct - Chimney Air Kits/Flex Duct

UD4	4" (100mm) uninsulated flex duct for outside air - includes two 42" (1065mm) sections	\$ 56
-----	---	-------

SL300 Series Pipe - Comp - SngPk - Chimney Air Kits/Flex Duct Dimensions: 8" Inner / 10.5" Outer

CAK4A	Chimney air kit (for SL300 series chimney systems only)	\$ 126
-------	---	--------

Venting Notes	
Uses SL300 series chimney	
Attic insulation shield standard	

Royalton 42**Includes:**

- Front access damper handle
- Ash lip
- Safety firescreen
- Traditional refractory lining
- Dual gas knockouts (Note: Not approved for vent free logs)
- Steel grate
- Attic insulation shield
- UL/ULC listed



No additional items required to complete.

MSRP
USD

BE42	42" Radiant Wood Burning Fireplace	\$ 1,899
------	------------------------------------	----------

Glass Doors - Operable**Glass Bi-Fold Door**

DM1042	Original bi-fold glass doors with black trim	\$ 669
DM1042S	Original bi-fold glass doors with stainless steel trim	\$ 719



Glass Bi-Fold Door

Gas Logs - Log Set Option**DUZY2 Logs**

DUZY2LS-18-24	4-piece Fiber Ceramic log set for use with 18/24" Radiant Burner	\$ 359
DUZY2LS-30	4-piece Fiber Ceramic log set for use with 30" Radiant Burner	\$ 429

DUZY3 Logs

DUZY3LS-18-24	6-piece Refractory Cement log set for use with 18/24" Radiant Burner	\$ 429
DUZY3LS-30	6-piece Refractory Cement log set for use with 30" Radiant Burner	\$ 489

DUZY5 Logs

DUZY5LS-18-24	8-piece Fiber Ceramic log set for use with 18/24" Radiant Burner	\$ 489
DUZY5LS-30	8-piece Fiber Ceramic log set for use with 30" Radiant Burner	\$ 599



DUZY2 Logs



DUZY3 Logs



DUZY5 Logs

Gas Logs - Burner Option Indoor

Radiant Burner 18/24"

RB-18-24PI	18"/24" Radiant Vented Burner Assembly IPI w/remote L.P. 50,000 BTUs	\$ 1,479
RB-18-24NI	18"/24" Radiant Vented Burner Assembly IPI w/remote N.G. 50,000 BTUs	\$ 1,479

Radiant Burner 30"

RB-30NI	30" Radiant Vented Burner Assembly IPI w/remote N.G. 65,000 BTUs	\$ 1,569
RB-30PI	30" Radiant Vented Burner Assembly IPI w/remote L.P. 65,000 BTUs	\$ 1,569



Radiant Burner 18/24"



Radiant Burner 30"

Options & Accessories

Outside Air Kit

AK24	Outside air kit (1 each) - Flex Venting not included	\$ 17
------	--	-------

Floor Protector (HP)

Micore Hearth Extension - Hearth Extension

HX4M	Hearth extension for all size models 5pcs (48" x 20") & 5pcs (22" x 20") to equal 5 full sheets at (70"x 20"x 1/2")	\$ 429
------	---	--------

Venting

Insulated Flex Duct - Chimney Air Kits/Flex Duct

ID4	4" (100mm) insulated flex duct for outside air - includes two 42" (1065mm) sections	\$ 87
-----	---	-------

Uninsulated Flex Duct - Chimney Air Kits/Flex Duct

UD4	4" (100mm) uninsulated flex duct for outside air - includes two 42" (1065mm) sections	\$ 56
-----	---	-------

SL300 Series Pipe - Comp - SngPk - Chimney Air Kits/Flex Duct Dimensions: 8" Inner / 10.5" Outer

CAK4A	Chimney air kit (for SL300 series chimney systems only)	\$ 126
-------	---	--------

Venting Notes	
Uses SL300 series chimney	
Attic insulation shield standard	

Sovereign 36**Includes:**

- Traditional full refractory lining
- Safety firescreen
- Dual gas knockouts
- Steel grate
- Front access damper handle
- Attic insulation shield
- Ash lip
- UL/ULC Listed



No additional items required to complete.

MSRP
USD

SA36R	36" Radiant Fireplace	\$ 1,559
SA36C	36" Heat Circulating Fireplace	\$ 1,559

Glass Doors - Operable**Glass Bi-Fold Door**

DM1736	Original bi-fold glass doors with black trim	\$ 579
DM1736S	Original bi-fold glass doors with stainless steel trim	\$ 629



Glass Bi-Fold Door

Glass Doors - Gasketed**Gasketed Glass Door 36 Heat circulating model only**

GGD36BK-B	Gasketed glass door, cabinet style, black (not for use on radiant units, circulating units only)	\$ 1,359
-----------	--	----------



Gasketed Glass Door 36

Mesh Doors - Operable**Grand Vista 36**

GV36BK	Grand Vista cabinet style mesh doors - Black	\$ 1,149
--------	--	----------



Grand Vista 36

Gas Logs - Log Set Option**DUZY2 Logs**

DUZY2LS-18-24	4-piece Fiber Ceramic log set for use with 18/24" Radiant Burner	\$ 359
DUZY2LS-30	4-piece Fiber Ceramic log set for use with 30" Radiant Burner	\$ 429

DUZY3 Logs

DUZY3LS-18-24	6-piece Refractory Cement log set for use with 18/24" Radiant Burner	\$ 429
DUZY3LS-30	6-piece Refractory Cement log set for use with 30" Radiant Burner	\$ 489

DUZY5 Logs

DUZY5LS-18-24	8-piece Fiber Ceramic log set for use with 18/24" Radiant Burner	\$ 489
DUZY5LS-30	8-piece Fiber Ceramic log set for use with 30" Radiant Burner	\$ 599



DUZY2 Logs



DUZY3 Logs



DUZY5 Logs

Gas Logs - Burner Option Indoor**Radiant Burner 18/24"**

RB-18-24PI	18"/24" Radiant Vented Burner Assembly IPI w/remote L.P. 50,000 BTUs	\$ 1,479
RB-18-24NI	18"/24" Radiant Vented Burner Assembly IPI w/remote N.G. 50,000 BTUs	\$ 1,479

Radiant Burner 30"

RB-30NI	30" Radiant Vented Burner Assembly IPI w/remote N.G. 65,000 BTUs	\$ 1,569
RB-30PI	30" Radiant Vented Burner Assembly IPI w/remote L.P. 65,000 BTUs	\$ 1,569



Radiant Burner 18/24"



Radiant Burner 30"

Fans

Blower

FK23	160 CFM fan kit (for use on circulating models only) Kit consists of fan, power cord w/plug (no control incl).	\$ 319
------	--	--------

Control, remotes, wall switches

Control, remotes, wall switches

SCVS	Variable Speed Control	\$ 122
------	------------------------	--------

Floor Protector (HP)

Micore Hearth Extension - Hearth Extension

HX4M	Hearth extension for all size models 5pcs (48" x 20") & 5pcs (22" x 20") to equal 5 full sheets at (70"x 20"x 1/2")	\$ 429
------	---	--------

Venting

Insulated Flex Duct - Chimney Air Kits/Flex Duct

ID4	4" (100mm) insulated flex duct for outside air - includes two 42" (1065mm) sections	\$ 87
-----	---	-------

Outside Air Kit

AK22	Outside air kit - (flex not included)	\$ 70
------	---------------------------------------	-------

Uninsulated Flex Duct - Chimney Air Kits/Flex Duct

UD4	4" (100mm) uninsulated flex duct for outside air - includes two 42" (1065mm) sections	\$ 56
-----	---	-------

SL300 Series Pipe - Comp - SngPk - Chimney Air Kits/Flex Duct Dimensions: 8" Inner / 10.5" Outer

CAK4A	Chimney air kit (for SL300 series chimney systems only)	\$ 126
-------	---	--------

Venting Notes

Uses SL300 series chimney

Attic insulation shield standard

Sovereign 42**Includes:**

- Traditional full refractory lining
- Safety firescreen
- Dual gas knockouts
- Steel grate
- Front access damper handle
- Attic insulation shield
- Ash lip
- UL/ULC Listed



No additional items required to complete.

		MSRP USD
SA42C	42" Heat Circulating Fireplace	\$ 2,019
SA42R	42" Radiant Fireplace	\$ 2,019

Glass Doors - Operable**Glass Bi-Fold Door**

DM1742	Original bi-fold glass doors with black trim	\$ 709
DM1742S	Original bi-fold glass doors with stainless steel trim	\$ 769



Glass Bi-Fold Door

Glass Doors - Gasketed**Gasketed Glass Door 42 Heat circulating model only**

GGD42BK-B	Gasketed glass door, cabinet style, black (not for use on radiant units, circulating units only)	\$ 1,479
-----------	--	----------



Gasketed Glass Door 42

Mesh Doors - Operable**Grand Vista 42**

GV42BK	Grand Vista cabinet style mesh doors - Black	\$ 1,319
--------	--	----------



Grand Vista 42

Gas Logs - Log Set Option**DUZY2 Logs**

DUZY2LS-18-24	4-piece Fiber Ceramic log set for use with 18/24" Radiant Burner	\$ 359
DUZY2LS-30	4-piece Fiber Ceramic log set for use with 30" Radiant Burner	\$ 429

DUZY3 Logs

DUZY3LS-18-24	6-piece Refractory Cement log set for use with 18/24" Radiant Burner	\$ 429
DUZY3LS-30	6-piece Refractory Cement log set for use with 30" Radiant Burner	\$ 489

DUZY5 Logs

DUZY5LS-18-24	8-piece Fiber Ceramic log set for use with 18/24" Radiant Burner	\$ 489
DUZY5LS-30	8-piece Fiber Ceramic log set for use with 30" Radiant Burner	\$ 599



DUZY2 Logs



DUZY3 Logs



DUZY5 Logs

Gas Logs - Burner Option Indoor**Radiant Burner 18/24"**

RB-18-24NI	18"/24" Radiant Vented Burner Assembly IPI w/remote N.G. 50,000 BTUs	\$ 1,479
RB-18-24PI	18"/24" Radiant Vented Burner Assembly IPI w/remote L.P. 50,000 BTUs	\$ 1,479

Radiant Burner 30"

RB-30PI	30" Radiant Vented Burner Assembly IPI w/remote L.P. 65,000 BTUs	\$ 1,569
RB-30NI	30" Radiant Vented Burner Assembly IPI w/remote N.G. 65,000 BTUs	\$ 1,569



Radiant Burner 18/24"



Radiant Burner 30"

Fans

Blower

FK23	160 CFM fan kit (for use on circulating models only) Kit consists of fan, power cord w/plug (no control incl).	\$ 319
------	--	--------

Control, remotes, wall switches

Control, remotes, wall switches

SCVS	Variable Speed Control	\$ 122
------	------------------------	--------

Floor Protector (HP)

Micore Hearth Extension - Hearth Extension

HX4M	Hearth extension for all size models 5pcs (48" x 20") & 5pcs (22" x 20") to equal 5 full sheets at (70"x 20"x 1/2")	\$ 429
------	---	--------

Venting

Insulated Flex Duct - Chimney Air Kits/Flex Duct

ID4	4" (100mm) insulated flex duct for outside air - includes two 42" (1065mm) sections	\$ 87
-----	---	-------

Outside Air Kit

AK22	Outside air kit - (flex not included)	\$ 70
------	---------------------------------------	-------

Uninsulated Flex Duct - Chimney Air Kits/Flex Duct

UD4	4" (100mm) uninsulated flex duct for outside air - includes two 42" (1065mm) sections	\$ 56
-----	---	-------

SL300 Series Pipe - Comp - SngPk - Chimney Air Kits/Flex Duct Dimensions: 8" Inner / 10.5" Outer

CAK4A	Chimney air kit (for SL300 series chimney systems only)	\$ 126
-------	---	--------

Venting Notes

Uses SL300 series chimney

Attic insulation shield standard

WarmMajic-II**Includes:**

- Up to 68,200 Btu/Hour Output
- Ceramic glass
- Junction box
- Duel fans
- Arched steel faced
- Cast iron arch doors
- CAK4A
- Outside air hood
- Lined with firebrick
- Attic insulation shield

**Special Considerations:**

- Advanced Install Product training required before product ships
- Certified to 2020 EPA emissions standards

No additional items required to complete.

MSRP
USD

WARMMAJIC-D	Wood fireplace with black cabinet style doors	\$ 6,389
-------------	---	----------

Options & Accessories**Finishing Template**

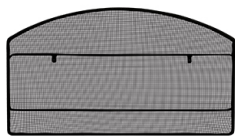
TMP-MED-ARC	Metal Finishing Template - Arched	\$ 199
-------------	-----------------------------------	--------

Firescreen Mesh

MESH-HHT-C	Firescreen	\$ 309
------------	------------	--------

Lintel Bar

LINTELBAR-HHT	Lintel bar	\$ 359
---------------	------------	--------



Firescreen Mesh

Heat Management**Heat Zone Kit**

HEAT-ZONE-WD-C	Heat distribution kit (includes fan, grille cover, fireplace adaptor, and adjustment control) requires 6" vent for ducting	\$ 399
----------------	--	--------

Floor Protector (HP)**Micore Hearth Extension - Hearth Extension**

HX4M	Hearth extension for all size models 5pcs (48" x 20") & 5pcs (22" x 20") to equal 5 full sheets at (70"x 20"x 1/2")	\$ 429
------	---	--------

Venting		
Outside Air Kit		
OA-RD-6	Outside air elbow kit (used to offset outside air starting collar)	\$ 60
Venting Notes		
Requires SL300 or 8" DuraPlus pipe with the DuraPlus base plate. See venting section		
When using 8" DuraPlus must use DV-6DP-IS attic insulation shield		

Majestic

Fireplace - Wood - Multi-Sided

Page printed 8/1/2025, 2:05:57 PM CDT

Current pricing updated 03/30/2025

* Please Contact Who You Purchase This Through for MSRP Pricing

Prices in USD

Non-stock and custom product cannot be cancelled.

Customer is responsible for freight for orders made outside of assigned RDC facility.

Designer Series See-Through 42

Includes:

- Full refractory lining
- Powder coat finish
- Safety firescreen
- Dual gas knockouts
- Steel grate
- Damper
- Outside air kit
- Attic insulation shield
- UL/ULC Listed



Required to Complete - Sold Separately: • Flex Venting for Outside Air

MSRP
USD

DSR42	42" See-Thru Radiant Wood Burning Fireplace	\$ 3,919
-------	---	----------

Glass Doors - Operable

Glass Bi-Fold Door

DM1242	Original bi-fold glass doors with black trim	\$ 699
--------	--	--------



Glass Bi-Fold Door

Floor Protector (HP)

Micore Hearth Extension - Hearth Extension

HX4M	Hearth extension for all size models 5pcs (48" x 20") & 5pcs (22" x 20") to equal 5 full sheets at (70"x 20"x 1/2")	\$ 429
------	---	--------

Venting			
Insulated Flex Duct - Chimney Air Kits/Flex Duct			
ID4	4" (100mm) insulated flex duct for outside air - includes two 42" (1065mm) sections	\$	87
Uninsulated Flex Duct - Chimney Air Kits/Flex Duct			
UD4	4" (100mm) uninsulated flex duct for outside air - includes two 42" (1065mm) sections	\$	56
SL400 Series Pipe - Term Kits & Acc - Sng Pk - Chimney Air Kits/Flex Duct			
CAK5A	Chimney air kit for SL1100 and SL400 series pipe (required in Canada)	\$	142
Venting Notes			
Outside air kit standard			
U.S. uses SL1100 series chimney. Canada uses SL400 series chimney and requires SLA-10			
Attic insulation shield standard			

Majestic

Insert - Gas

Page printed 8/1/2025, 2:05:57 PM CDT

Current pricing updated 03/30/2025

* Please Contact Who You Purchase This Through for MSRP Pricing

Prices in USD

Non-stock and custom product cannot be cancelled.

Customer is responsible for freight for orders made outside of assigned RDC facility.

Jasper Insert 30"

Includes:

- 21,000 - 30,000 BTU/Hour Input (NG)
- 19,600 - 28,000 BTU/Hour Input (LP)
- IntelliFire Ignition System
- Ceramic Glass
- Glowing Embers/Lava Rock
- Battery Back Up
- Electrical Cord - 10' 3" Left, X 7' 6" Right
- Gas Flex Connector
- 6 Ceramic Fiber Split Logs



Special Considerations:

- LP requires conversion, order LPK-MI-IPI

Required to Complete - Sold Separately: • Front

• Surround

MSRP
USD

JASPER30IN	Jasper Medium 30" direct vent gas insert with IPI ignition system (NG)	\$ 2,209
------------	--	----------

Fronts - Non-Operable (Required to Complete)

Clean Screen

CSFI30BK	Clean 30" screen front - Black	\$ 419
CSFI30NB	Clean 30" screen front - New Bronze	\$ 439

Contemporary Arched Front


CASFI30BK	Contemporary Arch 30" screen front - Black	\$ 459
CASFI30NB	Contemporary Arch 30" screen front - New Bronze	\$ 479

Inside Fit

INFIT-30-BK	Inside fit 30" screen front - Black	\$ 369
-------------	-------------------------------------	--------



Clean Screen



Contemporary Arched Front



Inside Fit

Metal Surrounds (Required to Complete)**Surrounds - Small**

MI30-4027-BK	Small 30" surround 40" x 27" - Black	\$ 379
MI30-4027-NB	Small 30" surround 40" x 27" - New Bronze	\$ 419

Surrounds - Medium

MI30-4230-BK	Medium 30" surround 42" x 30" - Black	\$ 409
MI30-4230D-BK	Medium 30" surround 42" x 30" x 2" deep - Black	\$ 409
MI30-4230-NB	Medium 30" surround 42" x 30" - New Bronze	\$ 439

Surrounds - Large

MI30-4432-BK	Large 30" surround 44" x 32" - Black	\$ 429
MI30-4432-NB	Large 30" surround 44" x 32" - New Bronze	\$ 469

Custom Surround

MI30-5040CS-BK	On site 30" customizable surround - 50" w x 40" h (comes 4 sided with a 6" bottom, can be trimmed to make 3 sided)	\$ 489
CUST-SRND-MI	Custom surround metal inserts (see custom surround order form for details)	\$ 859

Venting (Required to Complete)**Gas Insert Venting - 30/30 Termination Kits**

LINK-DV4-30B	Direct vent insert kit - one 4 - liner, one 30 - liner, plus term cap components	\$ 549
LINKSQB-DV4-30	Direct vent insert kit - one 4 - liner, one 30 - liner, plus black term cap components	\$ 649
LINK-DV30B	Direct vent insert kit - two 30 - liners, plus term cap components	\$ 649
LINKSQB-DV30	Direct vent insert kit - two 30 - liners, plus black term cap components	\$ 729
LINKSQC-DV30	Direct vent insert kit - two 30" liners, plus faux copper term cap components	\$ 789

Gas Insert Venting - Components

LINK-ZC-ADPB	14 1/2" round flashing adapter kit (for use with existing liner kits when using Class A pipe)	\$ 90
--------------	---	-------

Conversion Kit**Conversion Kit**

LPK-MI-IPI	LP conversion kit for metal insert with IPI	\$ 0
------------	---	------

Refractory Upgrade		
Fiber Refractory		
BRICKMI30CR	Traditional 30" Brick interior panels - Cottage Red	\$ 299
BRICKMI30TB	Traditional 30" Brick interior panels - Tavern Brown	\$ 299
Fans		
Fan		
GFK-160C	Fan kit 160 CFM (fan only)	\$ 259
GFK-160A	Fan kit 160 CFM (includes rheostat and temperature sensor)	\$ 319
Control, remotes, wall switches		
Smart Stat Remote Control		
SMART-STAT-HHT	Remote Control - IPI or SP (on/off, temp readout, thermostat mode, timer mode)	\$ 289
Venting Notes		
Requires: LINK-DV30B, LINKSQB-DV30, LINKSQC-DV30, LINK-DV4-30B, LINKSQB-DV-30 or LINKSQC-DV4-30 flex liner kit. Refer to Venting section.		

Ruby Insert 25"**Includes:**

- 18,900 - 27,000 BTU/Hour Input (NG)
- 17,500 - 25,000 BTU/Hour Input (LP)
- IntelliFire Touch Ignition System
- RC400 Remote Control
- GFK-160A Variable Fan
- Decorative Brick Base
- Ceramic Glass
- Glowing Embers/Mystic Embers
- Battery Back Up
- Electrical Cord - 10' 6" Left, X 8" Right
- Gas Flex Connector
- 7 Ceramic Fiber Split Logs



Required to Complete - Sold Separately: • Front • Surround

MSRP
USD

RUBY25IN	Ruby small 25" direct vent gas insert with intellifire touch ignition system (NG)	\$ 2,799
RUBY25IL	Ruby small 25" direct vent gas insert with intellifire touch ignition system (LP)	\$ 2,799

Fronts - Non-Operable (Required to Complete)**Clean Screen**

CSFI25BK	Clean 25" screen front - Black	\$ 399
CSFI25NB	Clean 25" screen front - New Bronze	\$ 419

Contemporary Arched Front


CASFI25BK	Contemporary Arch 25" screen front - Black	\$ 429
CASFI25NB	Contemporary Arch 25" screen front - New Bronze	\$ 459

Inside Fit

INFIT-25-BK	Inside fit 25" screen front - Black	\$ 349
-------------	-------------------------------------	--------



Clean Screen



Contemporary Arched Front



Inside Fit

Metal Surrounds (Required to Complete)**Surrounds - Small**

MI25-3523-BK	Small 25" surround 35" x 23" - Black	\$ 359
MI25-3523-NB	Small 25" surround 35" x 23" - New Bronze	\$ 399

Surrounds - Medium		
MI25-3726-BK	Medium 25" surround 37" x 26" - Black	\$ 379
MI25-3726-NB	Medium 25" surround 37" x 26" - New Bronze	\$ 419
Surrounds - Large		
MI25-3928-BK	Large 25" surround 39" x 28" - Black	\$ 409
MI25-3928-NB	Large 25" surround 39" x 28" - New Bronze	\$ 439
Custom Surround		
MI-USBC-RELO	Relocation kit for USB-C and reset switch from surround to under the front. For use when using inside fit or onsite surround.	\$ 37
MI25-5040CS-BK	On site 25" customizable surround - 50" w x 40" h (comes 4 sided with a 6" bottom, can be trimmed to make 3 sided)	\$ 469
CUST-SRND-MI	Custom surround metal inserts (see custom surround order form for details)	\$ 859
Venting (Required to Complete)		
Gas Insert Venting - 30/30 Termination Kits		
LINK-DV4-30B	Direct vent insert kit - one 4 - liner, one 30 - liner, plus term cap components	\$ 549
LINKSQB-DV4-30	Direct vent insert kit - one 4 - liner, one 30 - liner, plus black term cap components	\$ 649
LINK-DV30B	Direct vent insert kit - two 30 - liners, plus term cap components	\$ 649
LINKSQB-DV30	Direct vent insert kit - two 30 - liners, plus black term cap components	\$ 729
LINKSQC-DV30	Direct vent insert kit - two 30" liners, plus faux copper term cap components	\$ 789
Gas Insert Venting - Components		
LINK-ZC-ADPB	14 1/2" round flashing adapter kit (for use with existing liner kits when using Class A pipe)	\$ 90
Liner Kit		
Glass Liner		
LINER-BK-25	Reflective Black Glass Liner 25" traditional units	\$ 509
Refractory Upgrade		
Fiber Refractory		
BRICKMI25CR	Traditional 25" Brick interior panels - Cottage Red	\$ 289
BRICKMI25TB	Traditional 25" Brick interior panels - Tavern Brown	\$ 289
Fans		
Fan		
GFK-160C	Fan kit 160 CFM (fan only)	\$ 259
GFK-160A	Fan kit 160 CFM (includes rheostat and temperature sensor)	\$ 319
Control, remotes, wall switches		
Battery Back Up		
BATTERY-WSK	Battery backup wall switch kit for units with IFT control systems. Includes: On/Off Wall Switch, USB-C Port, Battery Backup, Cover Plate, 12' Wire Harness	\$ 189

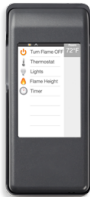
IntelliFire app		
IFT-WFM	IntelliFire Wi-Fi Module that works with the IntelliFire iOS and Android app. Use to control all the features of your fireplace via a smart device. An RC400, RC450 or RC150 is required for thermostat control	\$ 229
Remote/Wall Switch/Wall Thermostat		
IFT-RC150	IntelliFire Touch white wireless wall switch (on/off, cold climate, battery strength	\$ 121
Touch Screen Remote		
IFT-RC400	IntelliFire Touch black remote control, docking station and auxiliary control module (on/off, flame height, thermostat mode, fan control, child lock, cold climate, timer mode, hot indicator, lights, on-screen maintenance and troubleshooting notifications)	\$ 389



Battery Back Up



IntelliFire app



Touch Screen Remote

Venting Notes	
Requires: LINK-DV30B, LINKSQB-DV30, LINKSQC-DV30, LINK-DV4-30B, LINKSQB-DV-30 or LINKSQC-DV4-30 flex liner kit. Refer to Venting section.	

Ruby Insert 30"**Includes:**

- 22,890 - 32,700 BTU/Hour Input (NG)
- 22,400 - 32,000 BTU/Hour Input (LP)
- IntelliFire Touch Ignition System
- RC400 Remote Control
- GFK-160A Variable Fan
- Decorative Brick Base
- Ceramic Glass
- Glowing Embers/Mystic Embers
- Battery Back Up
- Electrical Cord - 10' 3" Left, X 7' 6" Right
- Gas Flex Connector
- 8 Ceramic Fiber Split Logs

**Special Considerations:**

- If changing media, follow required number of bags below:
- --> Crushed Glass: 2 bags --> Natural Stones: 2 bags

Required to Complete - Sold Separately:

- Front
- Surround

MSRP
USD

RUBY30IL	Ruby medium 30" direct vent gas insert with intellifire touch ignition system (LP)	\$ 2,969
RUBY30IN	Ruby medium 30" direct vent gas insert with intellifire touch ignition system (NG)	\$ 2,969

Fronts - Non-Operable (Required to Complete)**Clean Screen**

CSFI30BK	Clean 30" screen front - Black	\$ 419
CSFI30NB	Clean 30" screen front - New Bronze	\$ 439

Contemporary Arched Front


CASFI30BK	Contemporary Arch 30" screen front - Black	\$ 459
CASFI30NB	Contemporary Arch 30" screen front - New Bronze	\$ 479

Inside Fit

INFIT-30-BK	Inside fit 30" screen front - Black	\$ 369
-------------	-------------------------------------	--------



Clean Screen



Contemporary Arched Front



Inside Fit

Metal Surrounds (Required to Complete)**Surrounds - Small**

MI30-4027-BK	Small 30" surround 40" x 27" - Black	\$ 379
MI30-4027-NB	Small 30" surround 40" x 27" - New Bronze	\$ 419

Surrounds - Medium		
MI30-4230-BK	Medium 30" surround 42" x 30" - Black	\$ 409
MI30-4230D-BK	Medium 30" surround 42" x 30" x 2" deep - Black	\$ 409
MI30-4230-NB	Medium 30" surround 42" x 30" - New Bronze	\$ 439
Surrounds - Large		
MI30-4432-BK	Large 30" surround 44" x 32" - Black	\$ 429
MI30-4432-NB	Large 30" surround 44" x 32" - New Bronze	\$ 469
Custom Surround		
MI-USBC-RELO	Relocation kit for USB-C and reset switch from surround to under the front. For use when using inside fit or onsite surround.	\$ 37
MI30-5040CS-BK	On site 30" customizable surround - 50" w x 40" h (comes 4 sided with a 6" bottom, can be trimmed to make 3 sided)	\$ 489
CUST-SRND-MI	Custom surround metal inserts (see custom surround order form for details)	\$ 859
Venting (Required to Complete)		
Gas Insert Venting - 30/30 Termination Kits		
LINK-DV4-30B	Direct vent insert kit - one 4 - liner, one 30 - liner, plus term cap components	\$ 549
LINK-DV30B	Direct vent insert kit - two 30 - liners, plus term cap components	\$ 649
LINKSQB-DV4-30	Direct vent insert kit - one 4 - liner, one 30 - liner, plus black term cap components	\$ 649
LINKSQB-DV30	Direct vent insert kit - two 30 - liners, plus black term cap components	\$ 729
LINKSQC-DV30	Direct vent insert kit - two 30" liners, plus faux copper term cap components	\$ 789
Gas Insert Venting - Components		
LINK-ZC-ADPB	14 1/2" round flashing adapter kit (for use with existing liner kits when using Class A pipe)	\$ 90
Hearth Kit		
Upgrade Kit		
CKRUBY30	Contemporary conversion kit Ruby 30" insert (includes 1 bag Onyx, 1 bag Diamond media); not approved for use with Fiber Refractory or Light Kit (MI-ALK)	\$ 489
Media		
Driftwood Logs		
DWLG-MI-MAJ	Driftwood Log set (requires CKRUBY30 or CKRUBY35 with media installed)	\$ 269
Media		
GLASS-BZ	Glass, Bronze (1 bag)	\$ 72
GLASS-DM	Glass, Diamond (1 bag)	\$ 72
GLASS-OY	Glass, Onyx (1 bag)	\$ 72
GLASS-SP	Glass, Sapphire (1 bag)	\$ 72
Stones		
STONES-NATURAL	Natural stones (1 bag)	\$ 113

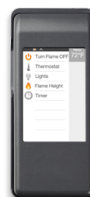
Lighting		
Accent Light Kit		
MI-ALK	Ambient Light Kit (not for use in 25" models) (Not recommended for use with Reflective Black Glass Liner)	\$ 499
Liner Kit		
Glass Liner		
LINER-MOD30-BK	Reflective Black Glass Liner for 30" contemporary units	\$ 549
LINER-BK-30	Reflective Black Glass Liner 30" traditional units	\$ 549
Refractory Upgrade		
Fiber Refractory		
BRICKMI30CR	Traditional 30" Brick interior panels - Cottage Red	\$ 299
BRICKMI30TB	Traditional 30" Brick interior panels - Tavern Brown	\$ 299
Fans		
Fan		
GFK-160C	Fan kit 160 CFM (fan only)	\$ 259
GFK-160A	Fan kit 160 CFM (includes rheostat and temperature sensor)	\$ 319
Control, remotes, wall switches		
Battery Back Up		
BATTERY-WSK	Battery backup wall switch kit for units with IFT control systems. Includes: On/Off Wall Switch, USB-C Port, Battery Backup, Cover Plate, 12' Wire Harness	\$ 189
IntelliFire app		
IFT-WFM	IntelliFire Wi-Fi Module that works with the IntelliFire iOS and Android app. Use to control all the features of your fireplace via a smart device. An RC400, RC450 or RC150 is required for thermostat control	\$ 229
Remote/Wall Switch/Wall Thermostat		
IFT-RC150	IntelliFire Touch white wireless wall switch (on/off, cold climate, battery strength	\$ 121
Touch Screen Remote		
IFT-RC400	IntelliFire Touch black remote control, docking station and auxiliary control module (on/off, flame height, thermostat mode, fan control, child lock, cold climate, timer mode, hot indicator, lights, on-screen maintenance and troubleshooting notifications)	\$ 389



Battery Back Up



IntelliFire app



Touch Screen Remote

Venting Notes

Requires: LINK-DV30B, LINKSQB-DV30, LINKSQC-DV30, LINK-DV4-30B, LINKSQB-DV-30 or LINKSQC-DV4-30 flex liner kit. Refer to Venting section.

Ruby Insert 35"**Includes:**

- 24,500 - 35,000 BTU/Hour Input (NG)
- 24,500 - 35,000 BTU/Hour Input (LP)
- IntelliFire Touch Ignition System
- RC400 Remote Control
- GFK-160A Variable Fan
- Decorative Brick Base
- Ceramic Glass
- Glowing Embers/Mystic Embers
- Battery Back Up
- Electrical Cord - 10" Left, X 7" Right
- Gas Flex Connector
- 9 Ceramic Fiber Split Logs

**Special Considerations:**

- If changing media, follow required number of bags below:
- --> Crushed Glass: 2 bags
- --> Natural Stones: 2 bags

Required to Complete - Sold Separately: • Front • Surround

MSRP
USD

RUBY35IL	Ruby large 35" direct vent gas insert with intellifire touch ignition system (LP)	\$ 3,099
RUBY35IN	Ruby large 35" direct vent gas insert with intellifire touch ignition system (NG)	\$ 3,099

Fronts - Non-Operable (Required to Complete)**Clean Screen**

CSFI35BK	Clean 35" screen front - Black	\$ 439
CSFI35NB	Clean 35" screen front - New Bronze	\$ 469

Contemporary Arched Front


CASFI35BK	Contemporary Arch 35" screen front - Black	\$ 479
CASFI35NB	Contemporary Arch 35" screen front - New Bronze	\$ 499

Inside Fit

INFIT-35-BK	Inside fit 35" screen front - Black	\$ 399
-------------	-------------------------------------	--------



Clean Screen



Contemporary Arched Front



Inside Fit

Metal Surrounds (Required to Complete)**Surrounds - Small**

MI35-4229-BK	Small 35" surround 42" x 29" - Black	\$ 409
MI35-4229-NB	Small 35" surround 42" x 29" - New Bronze	\$ 439

Surrounds - Medium		
MI35-4432-BK	Medium 35" surround 44" x 32" - Black	\$ 429
MI35-4432D-BK	Medium 35" surround 44" x 32" x 2" deep - Black	\$ 429
MI35-4432-NB	Medium 35" surround 44" x 32" - New Bronze	\$ 469
Surrounds - Large		
MI35-4832-BK	Large 35" surround 48" x 32" - Black	\$ 459
MI35-4832-NB	Large 35" surround 48" x 32" - New Bronze	\$ 489
Custom Surround		
MI-USBC-RELO	Relocation kit for USB-C and reset switch from surround to under the front. For use when using inside fit or onsite surround.	\$ 37
MI35-5040CS-BK	On site 35" customizable surround - 50" w x 40" h (comes 4 sided with a 5" bottom, can be trimmed to make 3 sided)	\$ 509
CUST-SRND-MI	Custom surround metal inserts (see custom surround order form for details)	\$ 859
Venting (Required to Complete)		
Gas Insert Venting - 30/30 Termination Kits		
LINK-DV4-30B	Direct vent insert kit - one 4 - liner, one 30 - liner, plus term cap components	\$ 549
LINKSQB-DV4-30	Direct vent insert kit - one 4 - liner, one 30 - liner, plus black term cap components	\$ 649
LINK-DV30B	Direct vent insert kit - two 30 - liners, plus term cap components	\$ 649
LINKSQB-DV30	Direct vent insert kit - two 30 - liners, plus black term cap components	\$ 729
LINKSQC-DV30	Direct vent insert kit - two 30" liners, plus faux copper term cap components	\$ 789
Gas Insert Venting - Components		
LINK-ZC-ADPB	14 1/2" round flashing adapter kit (for use with existing liner kits when using Class A pipe)	\$ 90
Hearth Kit		
Upgrade Kit		
CKRUBY35	Contemporary conversion kit Ruby 35" insert (includes 1 bag Onyx, 1 bag Diamond media); not approved for use with Fiber Refractory or light kit (MI-ALK)	\$ 619
Media		
Driftwood Logs		
DWLG-MI-MAJ	Driftwood Log set (requires CKRUBY30 or CKRUBY35 with media installed)	\$ 269
Media		
GLASS-BZ	Glass, Bronze (1 bag)	\$ 72
GLASS-DM	Glass, Diamond (1 bag)	\$ 72
GLASS-OY	Glass, Onyx (1 bag)	\$ 72
GLASS-SP	Glass, Sapphire (1 bag)	\$ 72
Stones		
STONES-NATURAL	Natural stones (1 bag)	\$ 113

Lighting		
Accent Light Kit		
MI-ALK	Ambient Light Kit (not for use in 25" models) (Not recommended for use with Reflective Black Glass Liner)	\$ 499
Liner Kit		
Glass Liner		
LINER-BK-35	Reflective Black Glass Liner 35" traditional units	\$ 579
LINER-MOD35-BK	Reflective Black Glass Liner for 35" contemporary units	\$ 679
Refractory Upgrade		
Fiber Refractory		
BRICKMI35CR	Traditional 35" Brick interior panels - Cottage Red	\$ 309
BRICKMI35TB	Traditional 35" Brick interior panels - Tavern Brown	\$ 309
Fans		
Fan		
GFK-160C	Fan kit 160 CFM (fan only)	\$ 259
GFK-160A	Fan kit 160 CFM (includes rheostat and temperature sensor)	\$ 319
Control, remotes, wall switches		
Battery Back Up		
BATTERY-WSK	Battery backup wall switch kit for units with IFT control systems. Includes: On/Off Wall Switch, USB-C Port, Battery Backup, Cover Plate, 12' Wire Harness	\$ 189
IntelliFire app		
IFT-WFM	IntelliFire Wi-Fi Module that works with the IntelliFire iOS and Android app. Use to control all the features of your fireplace via a smart device. An RC400, RC450 or RC150 is required for thermostat control	\$ 229
Remote/Wall Switch/Wall Thermostat		
IFT-RC150	IntelliFire Touch white wireless wall switch (on/off, cold climate, battery strength	\$ 121
Touch Screen Remote		
IFT-RC400	IntelliFire Touch black remote control, docking station and auxiliary control module (on/off, flame height, thermostat mode, fan control, child lock, cold climate, timer mode, hot indicator, lights, on-screen maintenance and troubleshooting notifications)	\$ 389



Battery Back Up



IntelliFire app



Touch Screen Remote

Venting Notes

Requires: LINK-DV30B, LINKSQB-DV30, LINKSQC-DV30, LINK-DV4-30B, LINKSQB-DV-30 or LINKSQC-DV4-30 flex liner kit. Refer to Venting section.

Trilliant Insert 25"**Includes:**

- 18,900 - 27,000 BTU/Hour Input (NG)
- 17,500 - 25,000 BTU/Hour Input (LP)
- IntelliFire Touch Ignition System
- RC400 Remote Control
- GFK-160A Variable Fan
- Heat Exchanger Tubes
- Canyon Brown Brick Interior
- Decorative Brick Base
- Ceramic Glass
- Glowing Embers
- Battery Back Up
- Electrical Cord - 10' 6" Left, X 8' Right
- Gas Flex Connector



Required to Complete - Sold Separately:

- Front
- Surround
- Venting

MSRP
USD

TRILLIANT25IL	Trilliant small 25" direct vent gas insert with intellifire touch ignition system (LP)	\$ 3,169
TRILLIANT25IN	Trilliant small 25" direct vent gas insert with intellifire touch ignition system (NG)	\$ 3,169

Fronts - Non-Operable (Required to Complete)**Clean Screen**

CSFI25BK	Clean 25" screen front - Black	\$ 399
CSFI25NB	Clean 25" screen front - New Bronze	\$ 419

Forged Arch

FA-TRI25-BK	Forged Arch 25" screen front - Black	\$ 1,369
-------------	--------------------------------------	----------

Inside Fit

INFIT-25-BK	Inside fit 25" screen front - Black	\$ 349
-------------	-------------------------------------	--------

Mission Fullview

MFV-TRI25-BK	Mission Full View 25" screen front - Black	\$ 479
MFV-TRI25-NB	Mission Full View 25" screen front - New Bronze	\$ 529

Tuscan Arch

TA-TRI25-BK	Tuscan Arch 25" screen front - Black	\$ 679
TA-TRI25-NB	Tuscan Arch 25" screen front - New Bronze	\$ 719



Clean Screen



Inside Fit

Metal Surrounds (Required to Complete)**Surrounds - Small**

MI25-3523-BK	Small 25" surround 35" x 23" - Black	\$ 359
MI25-3523-NB	Small 25" surround 35" x 23" - New Bronze	\$ 399

Surrounds - Medium

MI25-3726-BK	Medium 25" surround 37" x 26" - Black	\$ 379
MI25-3726-NB	Medium 25" surround 37" x 26" - New Bronze	\$ 419

Surrounds - Large

MI25-3928-BK	Large 25" surround 39" x 28" - Black	\$ 409
MI25-3928-NB	Large 25" surround 39" x 28" - New Bronze	\$ 439

Custom Surround

MI-USBC-RELO	Relocation kit for USB-C and reset switch from surround to under the front. For use when using inside fit or onsite surround.	\$ 37
MI25-5040CS-BK	On site 25" customizable surround - 50" w x 40" h (comes 4 sided with a 6" bottom, can be trimmed to make 3 sided)	\$ 469
CUST-SRND-MI	Custom surround metal inserts (see custom surround order form for details)	\$ 859

Venting (Required to Complete)**Gas Insert Venting - 30/30 Termination Kits**

LINK-DV4-30B	Direct vent insert kit - one 4 - liner, one 30 - liner, plus term cap components	\$ 549
LINKSQB-DV4-30	Direct vent insert kit - one 4 - liner, one 30 - liner, plus black term cap components	\$ 649
LINK-DV30B	Direct vent insert kit - two 30 - liners, plus term cap components	\$ 649
LINKSQB-DV30	Direct vent insert kit - two 30 - liners, plus black term cap components	\$ 729
LINKSQC-DV30	Direct vent insert kit - two 30" liners, plus faux copper term cap components	\$ 789

Gas Insert Venting - Components

LINK-ZC-ADPB	14 1/2" round flashing adapter kit (for use with existing liner kits when using Class A pipe)	\$ 90
--------------	---	-------

Liner Kit**Glass Liner**

LINER-BK-25	Reflective Black Glass Liner 25" traditional units	\$ 509
-------------	--	--------

Fans**Fan**

GFK-160C	Fan kit 160 CFM (fan only)	\$ 259
GFK-160A	Fan kit 160 CFM (includes rheostat and temperature sensor)	\$ 319

Control, remotes, wall switches**IntelliFire app**

IFT-WFM	IntelliFire Wi-Fi Module that works with the IntelliFire iOS and Android app. Use to control all the features of your fireplace via a smart device. An RC400, RC450 or RC150 is required for thermostat control	\$ 229
---------	---	--------

Remote/Wall Switch/Wall Thermostat			
IFT-RC150	IntelliFire Touch white wireless wall switch (on/off, cold climate, battery strength	\$	121

Touch Screen Remote			
IFT-RC400	IntelliFire Touch black remote control, docking station and auxiliary control module (on/off, flame height, thermostat mode, fan control, child lock, cold climate, timer mode, hot indicator, lights, on-screen maintenance and troubleshooting notifications)	\$	389



IntelliFire app



Touch Screen Remote

Venting Notes	
Requires: LINK-DV30B, LINKSQB-DV30, LINKSQC-DV30, LINK-DV4-30B, LINKSQB-DV-30 or LINKSQC-DV4-30 flex liner kit. Refer to Venting section.	

Trilliant Insert 30"**Includes:**

- 22,890 - 32,700 BTU/Hour Input (NG)
- 22,400 - 32,000 BTU/Hour Input (LP)
- IntelliFire Touch Ignition System
- RC400 Remote Control
- GFK-160A Variable Fan
- Heat Exchanger Tubes
- Accent Lights
- Canyon Brown Brick Interior
- Decorative Brick Base
- Ceramic Glass
- Glowing Embers
- Battery Back Up
- Electrical Cord - 10' 3" Left, X 7' 6" Right
- Gas Flex Connector



Required to Complete - Sold Separately: • Front • Surround
• Venting

MSRP
USD

TRILLIANT30IL	Trilliant medium 30" direct vent gas insert with intellifire touch ignition system (LP)	\$ 3,319
TRILLIANT30IN	Trilliant medium 30" direct vent gas insert with intellifire touch ignition system (NG)	\$ 3,319

Fronts - Non-Operable (Required to Complete)**Clean Screen**

CSFI30BK	Clean 30" screen front - Black	\$ 419
CSFI30NB	Clean 30" screen front - New Bronze	\$ 439

Forged Arch

FA-TRI30-BK	Forged Arch 30" screen front - Black	\$ 1,419
-------------	--------------------------------------	----------

Inside Fit

INFIT-30-BK	Inside fit 30" screen front - Black	\$ 369
-------------	-------------------------------------	--------

Mission Fullview

MFV-TRI30-BK	Mission Full View 30" screen front - Black	\$ 529
MFV-TRI30-NB	Mission Full View 30" screen front - New Bronze	\$ 579

Tuscan Arch

TA-TRI30-BK	Tuscan Arch 30" screen front - Black	\$ 719
TA-TRI30-NB	Tuscan Arch 30" screen front - New Bronze	\$ 779



Clean Screen



Inside Fit

Metal Surrounds (Required to Complete)		
Surrounds - Small		
MI30-4027-BK	Small 30" surround 40" x 27" - Black	\$ 379
MI30-4027-NB	Small 30" surround 40" x 27" - New Bronze	\$ 419
Surrounds - Medium		
MI30-4230D-BK	Medium 30" surround 42" x 30" x 2" deep - Black	\$ 409
MI30-4230-BK	Medium 30" surround 42" x 30" - Black	\$ 409
MI30-4230-NB	Medium 30" surround 42" x 30" - New Bronze	\$ 439
Surrounds - Large		
MI30-4432-BK	Large 30" surround 44" x 32" - Black	\$ 429
MI30-4432-NB	Large 30" surround 44" x 32" - New Bronze	\$ 469
Custom Surround		
MI-USBC-RELO	Relocation kit for USB-C and reset switch from surround to under the front. For use when using inside fit or onsite surround.	\$ 37
MI30-5040CS-BK	On site 30" customizable surround - 50" w x 40" h (comes 4 sided with a 6" bottom, can be trimmed to make 3 sided)	\$ 489
CUST-SRND-MI	Custom surround metal inserts (see custom surround order form for details)	\$ 859
Venting (Required to Complete)		
Gas Insert Venting - 30/30 Termination Kits		
LINK-DV4-30B	Direct vent insert kit - one 4 - liner, one 30 - liner, plus term cap components	\$ 549
LINK-DV30B	Direct vent insert kit - two 30 - liners, plus term cap components	\$ 649
LINKSQB-DV4-30	Direct vent insert kit - one 4 - liner, one 30 - liner, plus black term cap components	\$ 649
LINKSQB-DV30	Direct vent insert kit - two 30 - liners, plus black term cap components	\$ 729
LINKSQC-DV30	Direct vent insert kit - two 30" liners, plus faux copper term cap components	\$ 789
Gas Insert Venting - Components		
LINK-ZC-ADPB	14 1/2" round flashing adapter kit (for use with existing liner kits when using Class A pipe)	\$ 90
Liner Kit		
Glass Liner		
LINER-BK-30	Reflective Black Glass Liner 30" traditional units	\$ 549
Fans		
Fan		
GFK-160C	Fan kit 160 CFM (fan only)	\$ 259
GFK-160A	Fan kit 160 CFM (includes rheostat and temperature sensor)	\$ 319

Control, remotes, wall switches

IntelliFire app

IFT-WFM	IntelliFire Wi-Fi Module that works with the IntelliFire iOS and Android app. Use to control all the features of your fireplace via a smart device. An RC400, RC450 or RC150 is required for thermostat control	\$ 229
---------	---	--------

Remote/Wall Switch/Wall Thermostat

IFT-RC150	IntelliFire Touch white wireless wall switch (on/off, cold climate, battery strength	\$ 121
-----------	--	--------

Touch Screen Remote

IFT-RC400	IntelliFire Touch black remote control, docking station and auxiliary control module (on/off, flame height, thermostat mode, fan control, child lock, cold climate, timer mode, hot indicator, lights, on-screen maintenance and troubleshooting notifications)	\$ 389
-----------	---	--------



IntelliFire app



Touch Screen Remote

Venting Notes

Requires: LINK-DV30B, LINKSQB-DV30, LINKSQC-DV30, LINK-DV4-30B, LINKSQB-DV-30 or LINKSQC-DV4-30 flex liner kit. Refer to Venting section.

Trilliant Insert 35"**Includes:**

- 24,500 - 35,000 BTU/Hour Input (NG)
- 24,500 - 35,000 BTU/Hour Input (LP)
- IntelliFire Touch Ignition System
- RC400 Remote Control
- GFK-160A Variable Fan
- Heat Exchanger Tubes
- Accent Lights
- Canyon Brown Brick Interior
- Decorative Brick Base
- Ceramic Glass
- Glowing Embers
- Battery Back Up
- Electrical Cord - 10' Left, X 7' Right
- Gas Flex Connector



Required to Complete - Sold Separately:

- Front
- Venting
- Surround - Metal or Metal with cast trim

MSRP
USD

TRILLIANT35IN	Trilliant large 35" direct vent gas insert with intellifire touch ignition system (NG)	\$ 3,459
TRILLIANT35IL	Trilliant large 35" direct vent gas insert with intellifire touch ignition system (LP)	\$ 3,459

Fronts - Non-Operable (Required to Complete)**Clean Screen**

CSFI35BK	Clean 35" screen front - Black	\$ 439
CSFI35NB	Clean 35" screen front - New Bronze	\$ 469

Forged Arch

FA-TRI35-BK	Forged Arch 35" screen front - Black	\$ 1,479
-------------	--------------------------------------	----------

Inside Fit

INFIT-35-BK	Inside fit 35" screen front - Black	\$ 399
-------------	-------------------------------------	--------

Mission Fullview

MFV-TRI35-BK	Mission Full View 35" screen front - Black	\$ 579
MFV-TRI35-NB	Mission Full View 35" screen front - New Bronze	\$ 639

Tuscan Arch

TA-TRI35-BK	Tuscan Arch 35" screen front - Black	\$ 779
TA-TRI35-NB	Tuscan Arch 35" screen front - New Bronze	\$ 819



Clean Screen



Inside Fit

Metal Surrounds (Required to Complete)**Surrounds - Small**

MI35-4229-BK	Small 35" surround 42" x 29" - Black	\$ 409
MI35-4229-NB	Small 35" surround 42" x 29" - New Bronze	\$ 439

Surrounds - Medium

MI35-4432D-BK	Medium 35" surround 44" x 32" x 2" deep - Black	\$ 429
MI35-4432-BK	Medium 35" surround 44" x 32" - Black	\$ 429
MI35-4432-NB	Medium 35" surround 44" x 32" - New Bronze	\$ 469

Surrounds - Large

MI35-4832-BK	Large 35" surround 48" x 32" - Black	\$ 459
MI35-4832-NB	Large 35" surround 48" x 32" - New Bronze	\$ 489

Custom Surround

MI-USBC-RELO	Relocation kit for USB-C and reset switch from surround to under the front. For use when using inside fit or onsite surround.	\$ 37
MI35-5040CS-BK	On site 35" customizable surround - 50" w x 40" h (comes 4 sided with a 5" bottom, can be trimmed to make 3 sided)	\$ 509
CUST-SRND-MI	Custom surround metal inserts (see custom surround order form for details)	\$ 859

Venting (Required to Complete)**Gas Insert Venting - 30/30 Termination Kits**

LINK-DV4-30B	Direct vent insert kit - one 4 - liner, one 30 - liner, plus term cap components	\$ 549
LINKSQB-DV4-30	Direct vent insert kit - one 4 - liner, one 30 - liner, plus black term cap components	\$ 649
LINK-DV30B	Direct vent insert kit - two 30 - liners, plus term cap components	\$ 649
LINKSQB-DV30	Direct vent insert kit - two 30 - liners, plus black term cap components	\$ 729
LINKSQC-DV30	Direct vent insert kit - two 30" liners, plus faux copper term cap components	\$ 789

Gas Insert Venting - Components

LINK-ZC-ADPB	14 1/2" round flashing adapter kit (for use with existing liner kits when using Class A pipe)	\$ 90
--------------	---	-------

Liner Kit**Glass Liner**

LINER-BK-35	Reflective Black Glass Liner 35" traditional units	\$ 579
-------------	--	--------

Fans**Fan**

GFK-160C	Fan kit 160 CFM (fan only)	\$ 259
GFK-160A	Fan kit 160 CFM (includes rheostat and temperature sensor)	\$ 319

Control, remotes, wall switches**IntelliFire app**

IFT-WFM	IntelliFire Wi-Fi Module that works with the IntelliFire iOS and Android app. Use to control all the features of your fireplace via a smart device. An RC400, RC450 or RC150 is required for thermostat control	\$ 229
---------	---	--------

Remote/Wall Switch/Wall Thermostat			
IFT-RC150	IntelliFire Touch white wireless wall switch (on/off, cold climate, battery strength	\$	121

Touch Screen Remote			
IFT-RC400	IntelliFire Touch black remote control, docking station and auxiliary control module (on/off, flame height, thermostat mode, fan control, child lock, cold climate, timer mode, hot indicator, lights, on-screen maintenance and troubleshooting notifications)	\$	389



IntelliFire app



Touch Screen Remote

Venting Notes	
Requires: LINK-DV30B, LINKSQB-DV30, LINKSQC-DV30, LINK-DV4-30B, LINKSQB-DV-30 or LINKSQC-DV4-30 flex liner kit. Refer to Venting section.	

Hearth & Home Technologies

Gas Logs - Burner Option Indoor

Page printed 8/1/2025, 2:05:57 PM CDT
Current pricing updated 03/30/2025

* Please Contact Who You Purchase This Through for MSRP Pricing

Prices in USD

Non-stock and custom product cannot be cancelled.

Customer is responsible for freight for orders made outside of assigned RDC facility.

2-Tier Stadium - Vented Burner 18"

Includes:

- IPI - Battery Powered Electronic Ignition
- RCB On/Off Remote
- Black Steel Burner and Grate
- Glowing Embers
- Vermiculite
- Sand(NG only)
- Lava Rock
- Flex Connector
- Damper Clamp



Required to Complete - Sold Separately: • Select burner and logs to complete set

MSRP
USD

2TR-IPI-R18-P	2 Tier Stadium Vented Burner - 18" IPI Ignition w/Remote Propane	\$ 1,409
2TR-IPI-R18-N	2 Tier Stadium Vented Burner - 18" IPI Ignition w/Remote Natural Gas	\$ 1,409

Gas Logs - Log Set Option (Required to Complete)

2-Tier Grand Birch - Vented Gas Log Option

2TR-BRCH18	18" 2-Tier Grand Birch cement log set	\$ 369
------------	---------------------------------------	--------

2-Tier Grand Oaks - Vented Gas Log Option

2TR-GO18	18" 2-Tier Grand Oaks cement log set	\$ 369
----------	--------------------------------------	--------

2-Tier Heritage Oak - Vented Gas Log Option

2TR-OAK18	18" 2-Tier Heritage Oak cement log set	\$ 369
-----------	--	--------



2-Tier Grand Birch - Vented Gas
Log Option



2-Tier Grand Oaks - Vented Gas
Log Option



2-Tier Heritage Oak - Vented
Gas Log Option

2-Tier Stadium - Vented Burner 24"**Includes:**

- IPI - Battery Powered Electronic Ignition
- RCB On/Off Remote
- Black Steel Burner and Grate
- Glowing Embers
- Vermiculite
- Sand(NG only)
- Lava Rock
- Flex Connector
- Damper Clamp



Required to Complete - Sold Separately: • Select burner and logs to complete set

		MSRP USD
2TR-IPI-R24-N	2 Tier Stadium Vented Burner - 24" IPI Ignition w/Remote Natural Gas	\$ 1,489
2TR-IPI-R24-P	2 Tier Stadium Vented Burner - 24" IPI Ignition w/Remote Propane	\$ 1,489

Gas Logs - Log Set Option (Required to Complete)**2-Tier Grand Birch - Vented Gas Log Option**

2TR-BRCH24	24" 2-Tier Grand Birch cement log set	\$ 449
------------	---------------------------------------	--------

2-Tier Grand Oaks - Vented Gas Log Option

2TR-GO24	24" 2-Tier Grand Oaks cement log set	\$ 449
----------	--------------------------------------	--------

2-Tier Heritage Oak - Vented Gas Log Option

2TR-OAK24	24" 2-Tier Heritage Oak cement log set	\$ 449
-----------	--	--------



2-Tier Grand Birch - Vented Gas Log Option



2-Tier Grand Oaks - Vented Gas Log Option



2-Tier Heritage Oak - Vented Gas Log Option

2-Tier Stadium - Vented Burner 30"**Includes:**

- IPI - Battery Powered Electronic Ignition
- RCB On/Off Remote
- Black Steel Burner and Grate
- Glowing Embers
- Vermiculite
- Sand(NG only)
- Lava Rock
- Flex Connector
- Damper Clamp



Required to Complete - Sold Separately: • Select burner and logs to complete set

MSRP
USD

2TR-IPI-R30-P	2 Tier Stadium Vented Burner - 30" IPI Ignition w/Remote Propane	\$ 1,539
2TR-IPI-R30-N	2 Tier Stadium Vented Burner - 30" IPI Ignition w/Remote Natural Gas	\$ 1,539

Gas Logs - Log Set Option (Required to Complete)**2-Tier Grand Birch - Vented Gas Log Option**

2TR-BRCH30	30" 2-Tier Grand Birch cement log set	\$ 539
------------	---------------------------------------	--------

2-Tier Grand Oaks - Vented Gas Log Option

2TR-GO30	30" 2-Tier Grand Oaks cement log set	\$ 539
----------	--------------------------------------	--------

2-Tier Heritage Oak - Vented Gas Log Option


2TR-OAK30	30" 2-Tier Heritage Oak cement log set	\$ 539
-----------	--	--------



2-Tier Grand Birch - Vented Gas Log Option



2-Tier Grand Oaks - Vented Gas Log Option



2-Tier Heritage Oak - Vented Gas Log Option

3-Tier Stadium - Vented Burner 18"**Includes:**

- IPI - Battery Powered Electronic Ignition
- RCB On/Off Remote
- Black Steel Burner and Grate
- Glowing Embers
- Vermiculite
- Sand(NG only)
- Lava Rock
- Flex Connector
- Damper Clamp



Required to Complete - Sold Separately: • Select burner and logs to complete set

		MSRP USD
3TR-IPI-R18-N	3 Tier Stadium Vented Burner - 18" IPI w/Remote Natural Gas	\$ 1,559
3TR-IPI-R18-P	3 Tier Stadium Vented Burner - 18" IPI w/Remote Propane	\$ 1,559

Gas Logs - Log Set Option (Required to Complete)**3-Tier Grand Birch - Vented Gas Log Option**

3TR-BRCH18	18" 3-Tier Grand Birch cement log set	\$ 609
------------	---------------------------------------	--------

3-Tier Grand Oaks - Vented Gas Log Option

3TR-GO18	18" 3-Tier Grand Oaks cement log set	\$ 609
----------	--------------------------------------	--------

3-Tier Heritage Oak - Vented Gas Log Option

3TR-OAK18	18" 3-Tier Heritage Oak cement log set	\$ 609
-----------	--	--------



3-Tier Grand Birch - Vented Gas Log Option



3-Tier Grand Oaks - Vented Gas Log Option



3-Tier Heritage Oak - Vented Gas Log Option

3-Tier Stadium - Vented Burner 24"**Includes:**

- IPI - Battery Powered Electronic Ignition
- RCB On/Off Remote
- Black Steel Burner and Grate
- Glowing Embers
- Vermiculite
- Sand(NG only)
- Lava Rock
- Flex Connector
- Damper Clamp



Required to Complete - Sold Separately: • Select burner and logs to complete set

		MSRP USD
3TR-IPI-R24-N	3 Tier Stadium Vented Burner - 24" IPI w/Remote Natural Gas	\$ 1,649
3TR-IPI-R24-P	3 Tier Stadium Vented Burner - 24" IPI w/Remote Propane	\$ 1,649

Gas Logs - Log Set Option (Required to Complete)**3-Tier Grand Birch - Vented Gas Log Option**

3TR-BRCH24	24" 3-Tier Grand Birch cement log set	\$ 619
------------	---------------------------------------	--------

3-Tier Grand Oaks - Vented Gas Log Option

3TR-GO24	24" 3-Tier Grand Oaks cement log set	\$ 619
----------	--------------------------------------	--------

3-Tier Heritage Oak - Vented Gas Log Option

3TR-OAK24	24" 3-Tier Heritage Oak cement log set	\$ 619
-----------	--	--------



3-Tier Grand Birch - Vented Gas Log Option



3-Tier Grand Oaks - Vented Gas Log Option



3-Tier Heritage Oak - Vented Gas Log Option

3-Tier Stadium - Vented Burner 30"**Includes:**

- IPI - Battery Powered Electronic Ignition
- RCB On/Off Remote
- Black Steel Burner and Grate
- Glowing Embers
- Vermiculite
- Sand(NG only)
- Lava Rock
- Flex Connector
- Damper Clamp



Required to Complete - Sold Separately: • Select burner and logs to complete set

		MSRP USD
3TR-IPI-R30-P	30" LP IPI 3TR HEARTH KIT	\$ 1,699
3TR-IPI-R30-N	30" NG IPI 3TR HEARTH KIT	\$ 1,699

Gas Logs - Log Set Option (Required to Complete)**3-Tier Grand Birch - Vented Gas Log Option**

3TR-BRCH30	30" 3-Tier Grand Birch cement log set	\$ 689
------------	---------------------------------------	--------

3-Tier Grand Oaks - Vented Gas Log Option

3TR-GO30	30" 3-Tier Grand Oaks cement log set	\$ 689
----------	--------------------------------------	--------

3-Tier Heritage Oak - Vented Gas Log Option

3TR-OAK30	30" 3-Tier Heritage Oak cement log set	\$ 689
-----------	--	--------



3-Tier Grand Birch - Vented Gas Log Option



3-Tier Grand Oaks - Vented Gas Log Option



3-Tier Heritage Oak - Vented Gas Log Option

Contemporary Vented Burner 24"**Includes:**

- IPI - Battery Powered Electronic Ignition
- RCB On/Off Remote
- Black Steel Burner
- Lava Rock
- Flex Connector
- Damper Clamp



Required to Complete - Sold Separately: • 3 Bags of Media

MSRP
USD

CNTMPI24-N	Contemporary Vented Burner - 24" Natural Gas	\$ 679
CNTMPI24-P	Contemporary Vented Burner - 24" Propane	\$ 679

Media (Required to Complete)**Crushed Glass Media**

MEDIA-CP	Copper Embers - Crushed Glass Media (1 bag, 5lbs)	\$ 77
MEDIA-CY	Crystal Embers - Crushed Glass Media (1 bag, 5lbs)	\$ 77
MEDIA-GT	Graphite Embers - Crushed Glass Media (1 bag, 5lbs)	\$ 77
MEDIA-SM	Smoked Embers - Crushed Glass Media (1 bag, 5lbs)	\$ 77

Cannonballs

CNNBLS-24	Cannonballs	\$ 85
-----------	-------------	-------



Cannonballs

Contemporary Vented Burner 30"**Includes:**

- IPI - Battery Powered Electronic Ignition
- RCB On/Off Remote
- Black Steel Burner
- Lava Rock
- Flex Connector
- Damper Clamp



Required to Complete - Sold Separately: • 4 Bags of Media

MSRP
USD

CNTMPI30-P	Contemporary Vented Burner - 30" Propane	\$ 819
CNTMPI30-N	Contemporary Vented Burner - 30" Natural Gas	\$ 819

Media (Required to Complete)**Crushed Glass Media**

MEDIA-CP	Copper Embers - Crushed Glass Media (1 bag, 5lbs)	\$ 77
MEDIA-CY	Crystal Embers - Crushed Glass Media (1 bag, 5lbs)	\$ 77
MEDIA-GT	Graphite Embers - Crushed Glass Media (1 bag, 5lbs)	\$ 77
MEDIA-SM	Smoked Embers - Crushed Glass Media (1 bag, 5lbs)	\$ 77

Cannonballs

CNNBLS-30	Cannonballs	\$ 100
-----------	-------------	--------



Cannonballs

Double Tube - Vented Burner 18"**Includes:**

- Safety Pilot or IPI Electronic Ignition
- Safety Pilot SKUs include sylenoid with on/off high/low remote installed
- IPI SKUs include RCB On/Off Remote
- Glowing Embers
- Vermiculite
- Sand(NG only)
- Lava Rock
- Flex Connector
- Damper Clamp

**Special Considerations:**

- VTD-OAK18 includes both Timberland Oak and Smoldering Timberland Oak Logs

Required to Complete - Sold Separately: • Select burner and logs to complete set

MSRP
USD

HTSP-R18-N	Double Tube Vented Burner - 18" Safety Pilot w/Remote Hi-Lo Natural Gas	\$ 869
HTSP-R18-P	Double Tube Vented Burner - 18" Safety Pilot w/Remote Hi-Lo Propane	\$ 869

Gas Logs - Log Set Option (Required to Complete)**Kindled Stack - Vented Gas Log Option**

VTD-STCK18	18" Kindled Stack cement log set	\$ 259
------------	----------------------------------	--------

Timberland Oak - Vented Gas Log Option

VTD-OAK18	18" Timberland Oak cement log set	\$ 229
-----------	-----------------------------------	--------

Woodland Birch - Vented Gas Log Option

VTD-BRCH18	18" Woodland Birch cement log set	\$ 239
------------	-----------------------------------	--------



Kindled Stack - Vented Gas Log
Option



Timberland Oak - Vented Gas
Log Option



Woodland Birch - Vented Gas
Log Option

Options & Accessories**Options & Accessories**


DV-RWA	Rock Wool, Carton of 12-4 oz. Bags.*	\$ 200
--------	--------------------------------------	--------

Options & Accessories

VR1000A	Volcanic Rock - Carton of 12 - 2 lb. Bags.*	\$ 299
---------	---	--------

Double Tube - Vented Burner 24"**Includes:**

- Safety Pilot or IPI Electronic Ignition
- Safety Pilot SKUs include sylenoid with on/off high/low remote installed
- IPI SKUs include RCB On/Off Remote
- Glowing Embers
- Vermiculite
- Sand(NG only)
- Lava Rock
- Flex Connector
- Damper Clamp

**Special Considerations:**

- VTD-OAK24 includes both Timberland Oak and Smoldering Timberland Oak Logs

Required to Complete - Sold Separately: • Select burner and logs to complete set

		MSRP USD
HTSP-R24-N	Double Tube Vented Burner - 24" Safety Pilot w/Remote Hi-Lo Natural Gas	\$ 899
HTSP-R24-P	Double Tube Vented Burner - 24" Safety Pilot w/Remote Hi-Lo Propane	\$ 899
HTIPI-R18-24-N	Double Tube Vented Burner - 18/24" IPI w/Remote Natural Gas	\$ 1,259
HTIPI-R18-24-P	Double Tube Vented Burner - 18/24" IPI w/Remote Propane	\$ 1,259

Gas Logs - Log Set Option (Required to Complete)**Kindled Stack - Vented Gas Log Option**

VTD-STCK24	24" Kindled Stack cement log set	\$ 319
------------	----------------------------------	--------

Timberland Oak - Vented Gas Log Option

VTD-OAK24	24" Timberland Oak cement log set	\$ 289
-----------	-----------------------------------	--------

Woodland Birch - Vented Gas Log Option

VTD-BRCH24	24" Woodland Birch cement log set	\$ 299
------------	-----------------------------------	--------



Kindled Stack - Vented Gas Log
Option



Timberland Oak - Vented Gas
Log Option



Woodland Birch - Vented Gas
Log Option

Options & Accessories**Options & Accessories**


DV-RWA	Rock Wool, Carton of 12-4 oz. Bags.*	\$ 200
--------	--------------------------------------	--------

Options & Accessories

VR1000A	Volcanic Rock - Carton of 12 - 2 lb. Bags.*	\$ 299
---------	---	--------

Double Tube - Vented Burner 30"**Includes:**

- Safety Pilot or IPI Electronic Ignition
- Safety Pilot SKUs include sylenoid with on/off high/low remote installed
- IPI SKUs include RCB On/Off Remote
- Glowing Embers
- Vermiculite
- Sand(NG only)
- Lava Rock
- Flex Connector
- Damper Clamp

**Special Considerations:**

- For Timberland Oak, order VTD-OAK30 and VTD-OKEK

Required to Complete - Sold Separately: • Select burner and logs to complete set

MSRP
USD

HTSP-R30-P	Double Tube Vented Burner - 30" Safety Pilot w/Remote Hi-Lo Propane	\$ 919
HTSP-R30-N	Double Tube Vented Burner - 30" Safety Pilot w/Remote Hi-Lo Natural Gas	\$ 919
HTIPI-R30-P	Double Tube Vented Burner - 30" IPI w/Remote Propane	\$ 1,439
HTIPI-R30-N	Double Tube Vented Burner - 30" IPI w/Remote Natural Gas	\$ 1,439

Gas Logs - Log Set Option (Required to Complete)**Kindled Stack - Vented Gas Log Option**

VTD-STCK30	30" Kindled Stack cement log set	\$ 369
------------	----------------------------------	--------

Timberland Oak - Vented Gas Log Option

VTD-OKEK	Front Log for 30" Timberland Oak Set, order with VTD-OAK30	\$ 49
VTD-OAK30	30" Timberland Oak cement log set	\$ 339

Woodland Birch - Vented Gas Log Option

VTD-BRCH30	30" Woodland Birch cement log set	\$ 349
------------	-----------------------------------	--------



Kindled Stack - Vented Gas Log
Option



Timberland Oak - Vented Gas
Log Option



Woodland Birch - Vented Gas
Log Option

Options & Accessories

Options & Accessories

DV-RWA	Rock Wool, Carton of 12-4 oz. Bags.*	\$ 200
--------	--------------------------------------	--------

Options & Accessories

VR1000A	Volcanic Rock - Carton of 12 - 2 lb. Bags.*	\$ 299
---------	---	--------

Radiant Burner 18/24"**Includes:**

- Up to 17,000 BTUs of radiant heat
- RCB Remote sent standard
- IPI Electronic Ignition - Battery powered
- Lava Rock & Wool Embers
- Stainless Steel Burner Pan
- Factory Installed Grate
- Damper Clamp
- On/Off Switch



Required to Complete - Sold Separately: • Please select desired log option

MSRP
USD

RB-18-24PI	18"/24" Radiant Vented Burner Assembly IPI w/remote L.P. 50,000 BTUs	\$ 1,479
RB-18-24NI	18"/24" Radiant Vented Burner Assembly IPI w/remote N.G. 50,000 BTUs	\$ 1,479

Gas Logs - Log Set Option (Required to Complete)**DUZY2 Logs**

DUZY2LS-18-24	4-piece Fiber Ceramic log set for use with 18/24" Radiant Burner	\$ 359
---------------	--	--------

DUZY3 Logs

DUZY3LS-18-24	6-piece Refractory Cement log set for use with 18/24" Radiant Burner	\$ 429
---------------	--	--------

DUZY5 Logs

DUZY5LS-18-24	8-piece Fiber Ceramic log set for use with 18/24" Radiant Burner	\$ 489
---------------	--	--------



DUZY2 Logs



DUZY3 Logs



DUZY5 Logs

Options & Accessories**Options & Accessories**

DV-RWA	Rock Wool, Carton of 12-4 oz. Bags.*	\$ 200
--------	--------------------------------------	--------

Options & Accessories

VR1000A	Volcanic Rock - Carton of 12 - 2 lb. Bags.*	\$ 299
---------	---	--------

Control, remotes, wall switches**Millivolt/Standing Pilot Control, remotes, wall switches**

RRCM	Remote receiver cover, insulated metal	\$ 31
------	--	-------

Radiant Burner 30"**Includes:**

- Up to 17,000 BTUs of radiant heat
- RCB Remote sent standard
- IPI Electronic Ignition - battery powered
- Lava Rock & Wool Embers
- Stainless Steel Burner Pan
- Factory Installed Grate
- Damper Clamp
- On/Off Switch



Required to Complete - Sold Separately: • Please select desired log option

MSRP
USD

RB-30NI	30" Radiant Vented Burner Assembly IPI w/remote N.G. 65,000 BTUs	\$ 1,569
RB-30PI	30" Radiant Vented Burner Assembly IPI w/remote L.P. 65,000 BTUs	\$ 1,569

Gas Logs - Log Set Option**DUZY2 Logs**

DUZY2LS-30	4-piece Fiber Ceramic log set for use with 30" Radiant Burner	\$ 429
------------	---	--------

DUZY3 Logs

DUZY3LS-30	6-piece Refractory Cement log set for use with 30" Radiant Burner	\$ 489
------------	---	--------

DUZY5 Logs

DUZY5LS-30	8-piece Fiber Ceramic log set for use with 30" Radiant Burner	\$ 599
------------	---	--------



DUZY2 Logs



DUZY3 Logs



DUZY5 Logs

Options & Accessories**Options & Accessories**

DV-RWA	Rock Wool, Carton of 12-4 oz. Bags.*	\$ 200
--------	--------------------------------------	--------

Options & Accessories


VR1000A	Volcanic Rock - Carton of 12 - 2 lb. Bags.*	\$ 299
---------	---	--------

Control, remotes, wall switches**Millivolt/Standing Pilot Control, remotes, wall switches**

RRCM	Remote receiver cover, insulated metal	\$ 31
------	--	-------

See-Through Vented Burner 18"**Includes:**

- Safety Pilot Ignition
- Glowing Embers
- Vermiculite
- Sand(NG only)
- Lava Rock
- Flex Connector
- Damper Clamp



Required to Complete - Sold Separately: • Select burner and logs to complete set

MSRP
USD

SEETHRU-SP18-N	18" Supreme Oak See Thru Burner NG	\$ 809
SEETHRU-SP18-P	18" Supreme Oak See Thru Burner LP	\$ 809

Gas Logs - Log Set Option (Required to Complete)**See-Through - Vented Gas Log Option**


ST-SOLGS18	18" See-Through Log Option	\$ 569
------------	----------------------------	--------

Remote Kits for SP Units**Gas Log Controls**

REM-KIT	On/off hi/low remote control and solenoid kit	\$ 419
---------	---	--------

See-Through Vented Burner 24"**Includes:**

- Safety Pilot Ignition
- Glowing Embers
- Vermiculite
- Sand(NG only)
- Lava Rock
- Flex Connector
- Damper Clamp



Required to Complete - Sold Separately: • Select burner and logs to complete set

MSRP
USD

SEETHRU-SP24-P	18" Supreme Oak See Thru Burner LP	\$ 839
SEETHRU-SP24-N	18" Supreme Oak See Thru Burner NG	\$ 839

Gas Logs - Log Set Option (Required to Complete)**See-Through - Vented Gas Log Option**

ST-SOLGS24	24" See-Through Log Option	\$ 589
------------	----------------------------	--------

Remote Kits for SP Units**Gas Log Controls**

REM-KIT	On/off hi/low remote control and solenoid kit	\$ 419
---------	---	--------

Single Tube - Vented Burner 18"**Includes:**

- Match Light or Safety Pilot Ignition
- Glowing Embers
- Vermiculite
- Sand(NG only)
- Lava Rock
- Flex Connector
- Damper Clamp

**Special Considerations:**

- VTD-OAK18 includes both Timberland Oak and Smoldering Timberland Oak Logs

Required to Complete - Sold Separately: • Select burner and logs to complete set

MSRP
USD

STM18-N	Single Tube Vented Burner - 18" Manual Ignition Natural Gas	\$ 279
STSP18-N	Single Tube Vented Burner - 18" Safety Pilot Ignition Natural Gas	\$ 519
STSP18-P	Single Tube Vented Burner - 18" Safety Pilot Ignition Propane	\$ 519

Gas Logs - Log Set Option (Required to Complete)**Kindled Stack - Vented Gas Log Option**

VTD-STCK18	18" Kindled Stack cement log set	\$ 259
------------	----------------------------------	--------

Timberland Oak - Vented Gas Log Option

VTD-OAK18	18" Timberland Oak cement log set	\$ 229
-----------	-----------------------------------	--------

Woodland Birch - Vented Gas Log Option

VTD-BRCH18	18" Woodland Birch cement log set	\$ 239
------------	-----------------------------------	--------



Kindled Stack - Vented Gas Log
Option



Timberland Oak - Vented Gas
Log Option



Woodland Birch - Vented Gas
Log Option

Options & Accessories**Options & Accessories**

DV-RWA	Rock Wool, Carton of 12-4 oz. Bags.*	\$ 200
--------	--------------------------------------	--------

Options & Accessories

VR1000A	Volcanic Rock - Carton of 12 - 2 lb. Bags.*	\$ 299
---------	---	--------

Remote Kits for SP Units			
Gas Log Controls			
LMK-SP	Left side mounting kit - safety pilot	\$	84
REM-KIT	On/off hi/low remote control and solenoid kit	\$	419

Single Tube - Vented Burner 24"**Includes:**

- Match Light or Safety Pilot Ignition
- Glowing Embers
- Vermiculite
- Sand(NG only)
- Lava Rock
- Flex Connector
- Damper Clamp

**Special Considerations:**

- VTD-OAK24 includes both Timberland Oak and Smoldering Timberland Oak Logs

Required to Complete - Sold Separately: • Select burner and logs to complete set

MSRP
USD

STM24-N	Single Tube Vented Burner - 24" Manual Ignition Natural Gas	\$ 339
STSP24-P	Single Tube Vented Burner - 24" Safety Pilot Ignition Propane	\$ 529
STSP24-N	Single Tube Vented Burner - 24" Safety Pilot Ignition Natural Gas	\$ 529

Gas Logs - Log Set Option (Required to Complete)**Kindled Stack - Vented Gas Log Option**

VTD-STCK24	24" Kindled Stack cement log set	\$ 319
------------	----------------------------------	--------

Timberland Oak - Vented Gas Log Option

VTD-OAK24	24" Timberland Oak cement log set	\$ 289
-----------	-----------------------------------	--------

Woodland Birch - Vented Gas Log Option

VTD-BRCH24	24" Woodland Birch cement log set	\$ 299
------------	-----------------------------------	--------



Kindled Stack - Vented Gas Log
Option



Timberland Oak - Vented Gas
Log Option



Woodland Birch - Vented Gas
Log Option

Options & Accessories**Options & Accessories**

DV-RWA	Rock Wool, Carton of 12-4 oz. Bags.*	\$ 200
--------	--------------------------------------	--------

Options & Accessories

VR1000A	Volcanic Rock - Carton of 12 - 2 lb. Bags.*	\$ 299
---------	---	--------

Remote Kits for SP Units			
Gas Log Controls			
LMK-SP	Left side mounting kit - safety pilot	\$	84
REM-KIT	On/off hi/low remote control and solenoid kit	\$	419

Single Tube - Vented Burner 30"

Includes:

- Match Light or Safety Pilot Ignition
- Glowing Embers
- Vermiculite
- Sand(NG only)
- Lava Rock
- Flex Connector
- Damper Clamp



Special Considerations:

- For Timberland Oak, order VTD-OAK30 and VTD-OKEK

Required to Complete - Sold Separately: • Select burner and logs to complete set

MSRP
USD

STSP30-N	Single Tube Vented Burner - 30" Safety Pilot Ignition Natural Gas	\$ 549
STSP30-P	Single Tube Vented Burner - 30" Safety Pilot Ignition Propane	\$ 549

Gas Logs - Log Set Option (Required to Complete)

Kindled Stack - Vented Gas Log Option

VTD-STCK30	30" Kindled Stack cement log set	\$ 369
------------	----------------------------------	--------

Timberland Oak - Vented Gas Log Option

VTD-OKEK	Front Log for 30" Timberland Oak Set, order with VTD-OAK30	\$ 49
VTD-OAK30	30" Timberland Oak cement log set	\$ 339

Woodland Birch - Vented Gas Log Option

VTD-BRCH30	30" Woodland Birch cement log set	\$ 349
------------	-----------------------------------	--------



Kindled Stack - Vented Gas Log
Option



Timberland Oak - Vented Gas
Log Option



Woodland Birch - Vented Gas
Log Option

Options & Accessories

Options & Accessories

DV-RWA	Rock Wool, Carton of 12-4 oz. Bags.*	\$ 200
--------	--------------------------------------	--------

Options & Accessories

VR1000A	Volcanic Rock - Carton of 12 - 2 lb. Bags.*	\$ 299
---------	---	--------

Remote Kits for SP Units**Gas Log Controls**

LMK-SP	Left side mounting kit - safety pilot	\$	84
REM-KIT	On/off hi/low remote control and solenoid kit	\$	419

Hearth & Home Technologies

Gas Logs - Burner Option Outdoor

Page printed 8/1/2025, 2:05:57 PM CDT

Current pricing updated 03/30/2025

* Please Contact Who You Purchase This Through for MSRP Pricing

Prices in USD

Non-stock and custom product cannot be cancelled.

Customer is responsible for freight for orders made outside of assigned RDC facility.

Lumonessen Outdoor

Includes:

- Up to 38,000 BTUs
- One size burner that accomodates 18" , 24" , & 30" log sizes
- 3 different log style options: Mtn. Oak, Mezmer, & Mezmer Split
- Stainless steel burner
- Piezo ignition



No additional items required to complete.

MSRP
USD

LUM-OD-PM	Lumonessen Outdoor Burner: Manual Ignition, LP: 31,000 MIN - 38,000 MAX BTUs	\$ 819
LUM-OD-NM	Lumonessen Outdoor Burner: Manual Ignition, NG: 19,000 MIN - 38,000 MAX BTUs	\$ 819

Gas Logs - Log Set Option (Required to Complete)

Mezmer

MZMR-18	18" Mezmer Log Set	\$ 219
---------	--------------------	--------

Mezmer

MZMR-24	24" Mezmer Log Set	\$ 229
---------	--------------------	--------

Mezmer

MZMR-30	30" Mezmer Log Set	\$ 259
---------	--------------------	--------

Mezmer Split

MZMRSP-18	18" Mezmer Split Log Set	\$ 219
-----------	--------------------------	--------

Mezmer Split		
MZMRSP-24	24" Mezmer Split Log Set	\$ 229
Mezmer Split		
MZMRSP-30	30" Mezmer Split Log Set	\$ 259
Mountain Oak		
MTNOK-18	18" Mountain Oak Log Set	\$ 219
Mountain Oak		
MTNOK-24	24" Mountain Oak Log Set	\$ 229
Mountain Oak		
MTNOK-30	30" Mountain Oak Log Set	\$ 259



Mezmer



Mezmer Split



Mountain Oak

Outdoor 2-Tier Stadium Vented Burner 18"**Includes:**

- IPI - Battery Powered Electronic Ignition
- Stainless Steel Burner and Grate
- Lava Rock
- Flex Connector
- Damper Clamp



Required to Complete - Sold Separately: • Select burner and logs to complete set

MSRP
USD

OD-2TRIP18-N	Outdoor 2-Tier Stadium Vented Burner - 18" IPI Ignition Natural Gas	\$ 1,449
OD-2TRIP18-P	Outdoor 2-Tier Stadium Vented Burner - 18" IPI Ignition Propane	\$ 1,449

Gas Logs - Log Set Option (Required to Complete)**2-Tier Grand Birch - Vented Gas Log Option**

2TR-BRCH18	18" 2-Tier Grand Birch cement log set	\$ 369
------------	---------------------------------------	--------

2-Tier Grand Oaks - Vented Gas Log Option

2TR-GO18	18" 2-Tier Grand Oaks cement log set	\$ 369
----------	--------------------------------------	--------

2-Tier Heritage Oak - Vented Gas Log Option

2TR-OAK18	18" 2-Tier Heritage Oak cement log set	\$ 369
-----------	--	--------



2-Tier Grand Birch - Vented Gas
Log Option



2-Tier Grand Oaks - Vented Gas
Log Option



2-Tier Heritage Oak - Vented
Gas Log Option

Outdoor 2-Tier Stadium Vented Burner 24"**Includes:**

- IPI - Battery Powered Electronic Ignition
- Stainless Steel Burner and Grate
- Lava Rock
- Flex Connector
- Damper Clamp



Required to Complete - Sold Separately: • Select burner and logs to complete set

MSRP
USD

OD-2TRIP24-N	Outdoor 2-Tier Stadium Vented Burner - 24" IPI Ignition Natural Gas	\$ 1,539
OD-2TRIP24-P	Outdoor 2-Tier Stadium Vented Burner - 24" IPI Ignition Propane	\$ 1,539

Gas Logs - Log Set Option (Required to Complete)**2-Tier Grand Birch - Vented Gas Log Option**

2TR-BRCH24	24" 2-Tier Grand Birch cement log set	\$ 449
------------	---------------------------------------	--------

2-Tier Grand Oaks - Vented Gas Log Option

2TR-GO24	24" 2-Tier Grand Oaks cement log set	\$ 449
----------	--------------------------------------	--------

2-Tier Heritage Oak - Vented Gas Log Option

2TR-OAK24	24" 2-Tier Heritage Oak cement log set	\$ 449
-----------	--	--------



2-Tier Grand Birch - Vented Gas
Log Option



2-Tier Grand Oaks - Vented Gas
Log Option



2-Tier Heritage Oak - Vented
Gas Log Option

Outdoor 2-Tier Stadium Vented Burner 30"**Includes:**

- IPI - Battery Powered Electronic Ignition
- Stainless Steel Burner and Grate
- Lava Rock
- Flex Connector
- Damper Clamp



Required to Complete - Sold Separately: • Select burner and logs to complete set

MSRP
USD

OD-2TRIP130-P	Outdoor 2-Tier Stadium Vented Burner - 30" IPI Ignition Propane	\$ 1,589
OD-2TRIP130-N	Outdoor 2-Tier Stadium Vented Burner - 30" IPI Ignition Natural Gas	\$ 1,589

Gas Logs - Log Set Option (Required to Complete)**2-Tier Grand Birch - Vented Gas Log Option**

2TR-BRCH30	30" 2-Tier Grand Birch cement log set	\$ 539
------------	---------------------------------------	--------

2-Tier Grand Oaks - Vented Gas Log Option

2TR-GO30	30" 2-Tier Grand Oaks cement log set	\$ 539
----------	--------------------------------------	--------

2-Tier Heritage Oak - Vented Gas Log Option

2TR-OAK30	30" 2-Tier Heritage Oak cement log set	\$ 539
-----------	--	--------



2-Tier Grand Birch - Vented Gas Log Option



2-Tier Grand Oaks - Vented Gas Log Option



2-Tier Heritage Oak - Vented Gas Log Option

Outdoor 3-Tier Stadium Vented Burner 18"**Includes:**

- IPI - Battery Powered Electronic Ignition
- Stainless Steel Burner and Grate
- Lava Rock
- Flex Connector
- Damper Clamp



Required to Complete - Sold Separately: • Select burner and logs to complete set

MSRP
USD

OD-3TRIP18-N	Outdoor 3-Tier Stadium Vented Burner - 18" IPI Ignition Natural Gas	\$ 1,639
OD-3TRIP18-P	Outdoor 3-Tier Stadium Vented Burner - 18" IPI Ignition Propane	\$ 1,639

Gas Logs - Log Set Option (Required to Complete)**3-Tier Grand Birch - Vented Gas Log Option**

3TR-BRCH18	18" 3-Tier Grand Birch cement log set	\$ 609
------------	---------------------------------------	--------

3-Tier Grand Oaks - Vented Gas Log Option

3TR-GO18	18" 3-Tier Grand Oaks cement log set	\$ 609
----------	--------------------------------------	--------

3-Tier Heritage Oak - Vented Gas Log Option

3TR-OAK18	18" 3-Tier Heritage Oak cement log set	\$ 609
-----------	--	--------



3-Tier Grand Birch - Vented Gas
Log Option



3-Tier Grand Oaks - Vented Gas
Log Option



3-Tier Heritage Oak - Vented
Gas Log Option

Outdoor 3-Tier Stadium Vented Burner 24"**Includes:**

- IPI - Battery Powered Electronic Ignition
- Stainless Steel Burner and Grate
- Lava Rock
- Flex Connector
- Damper Clamp



Required to Complete - Sold Separately: • Select burner and logs to complete set

MSRP
USD

OD-3TRIPI24-P	Outdoor 3-Tier Stadium Vented Burner - 24" IPI Ignition Propane	\$ 1,719
OD-3TRIPI24-N	Outdoor 3-Tier Stadium Vented Burner - 24" IPI Ignition Natural Gas	\$ 1,719

Gas Logs - Log Set Option (Required to Complete)**3-Tier Grand Birch - Vented Gas Log Option**

3TR-BRCH24	24" 3-Tier Grand Birch cement log set	\$ 619
------------	---------------------------------------	--------

3-Tier Grand Oaks - Vented Gas Log Option

3TR-GO24	24" 3-Tier Grand Oaks cement log set	\$ 619
----------	--------------------------------------	--------

3-Tier Heritage Oak - Vented Gas Log Option

3TR-OAK24	24" 3-Tier Heritage Oak cement log set	\$ 619
-----------	--	--------



3-Tier Grand Birch - Vented Gas
Log Option



3-Tier Grand Oaks - Vented Gas
Log Option



3-Tier Heritage Oak - Vented
Gas Log Option

Outdoor 3-Tier Stadium Vented Burner 30"**Includes:**

- IPI - Battery Powered Electronic Ignition
- Stainless Steel Burner and Grate
- Lava Rock
- Flex Connector
- Damper Clamp



Required to Complete - Sold Separately: • Select burner and logs to complete set

MSRP
USD

OD-3TRIP130-P	Outdoor 3-Tier Stadium Vented Burner - 30" IPI Ignition Propane	\$ 1,789
OD-3TRIP130-N	Outdoor 3-Tier Stadium Vented Burner - 30" IPI Ignition Natural Gas	\$ 1,789

Gas Logs - Log Set Option (Required to Complete)**3-Tier Grand Birch - Vented Gas Log Option**

3TR-BRCH30	30" 3-Tier Grand Birch cement log set	\$ 689
------------	---------------------------------------	--------

3-Tier Grand Oaks - Vented Gas Log Option

3TR-GO30	30" 3-Tier Grand Oaks cement log set	\$ 689
----------	--------------------------------------	--------

3-Tier Heritage Oak - Vented Gas Log Option

3TR-OAK30	30" 3-Tier Heritage Oak cement log set	\$ 689
-----------	--	--------



3-Tier Grand Birch - Vented Gas
Log Option



3-Tier Grand Oaks - Vented Gas
Log Option



3-Tier Heritage Oak - Vented
Gas Log Option

Outdoor Single Tube - Vented Burner 18"**Includes:**

- Match Light or Safety Pilot Ignition
- Stainless Steel Burner and Grate
- Lava Rock
- Flex Connector
- Damper Clamp

**Special Considerations:**

- VTD-OAK18 includes both Timberland Oak and Smoldering Timberland Oak Logs

Required to Complete - Sold Separately: • Select burner and logs to complete set

MSRP
USD

OD-STM18-N	Outdoor Single Tube Vented Burner - 18" Manual Ignition Natural Gas	\$ 859
OD-STSP18-N		\$ 989
OD-STSP18-P	Outdoor Single Tube Vented Burner - 18" Safety Pilot Ignition Propane	\$ 989

Gas Logs - Log Set Option (Required to Complete)**Kindled Stack - Vented Gas Log Option**

VTD-STCK18	18" Kindled Stack cement log set	\$ 259
------------	----------------------------------	--------

Timberland Oak - Vented Gas Log Option

VTD-OAK18	18" Timberland Oak cement log set	\$ 229
-----------	-----------------------------------	--------

Woodland Birch - Vented Gas Log Option

VTD-BRCH18	18" Woodland Birch cement log set	\$ 239
------------	-----------------------------------	--------



Kindled Stack - Vented Gas Log
Option



Timberland Oak - Vented Gas
Log Option



Woodland Birch - Vented Gas
Log Option

Outdoor Single Tube - Vented Burner 24"**Includes:**

- Match Light or Safety Pilot Ignition
- Stainless Steel Burner and Grate
- Lava Rock
- Flex Connector
- Damper Clamp

**Special Considerations:**

- VTD-OAK24 includes both Timberland Oak and Smoldering Timberland Oak Logs

Required to Complete - Sold Separately: • Select burner and logs to complete set

MSRP
USD

OD-STM24-N		\$ 1,029
OD-STSP24-P	Outdoor Single Tube Vented Burner - 24" Safety Pilot Ignition Propane	\$ 1,099
OD-STSP24-N	Outdoor Single Tube Vented Burner - 24" Safety Pilot Ignition Natural Gas	\$ 1,099

Gas Logs - Log Set Option (Required to Complete)**Kindled Stack - Vented Gas Log Option**

VTD-STCK24	24" Kindled Stack cement log set	\$ 319
------------	----------------------------------	--------

Timberland Oak - Vented Gas Log Option

VTD-OAK24	24" Timberland Oak cement log set	\$ 289
-----------	-----------------------------------	--------

Woodland Birch - Vented Gas Log Option

VTD-BRCH24	24" Woodland Birch cement log set	\$ 299
------------	-----------------------------------	--------



Kindled Stack - Vented Gas Log
Option



Timberland Oak - Vented Gas
Log Option



Woodland Birch - Vented Gas
Log Option

Hearth & Home Technologies

Power Vent

Page printed 8/1/2025, 2:05:57 PM CDT

* Please Contact Who You Purchase This Through for MSRP Pricing

Prices in USD

Non-stock and custom product cannot be cancelled.

Customer is responsible for freight for orders made outside of assigned RDC facility.

PVV-SLEEVE

MSRP
USD

PVV-SLEEVE-12	12" long sleeve for use with PVV-SLP to protect the wire harness; 8" diameter, uses DVP flashing for roof terminations	\$ 79
PVV-SLEEVE-48	48" long sleeve for use with PVV-SLP to protect the wire harness; 8" diameter, uses DVP flashing for roof terminations	\$ 134

PVV-SLP

MSRP
USD

PVV-SLP	Vertical Power Vent, includes a DVP storm collar. May require PV-IPI-CK, refer to venting notes on the fireplace price page. PVV-SLEEVE-12 or PVV-SLEEVE-48 required to complete, wire harness required to complete.	\$ 1,850
---------	--	----------

PVLP-SLP - Low Profile Power Vent

MSRP
USD

PVLP-SLP	Low Profile Power Vent, may require PV-IPI-CK kit. Refer to Venting Notes on the fireplace price page. Wire harness required to complete.	\$ 1,850
----------	---	----------

Power Vent

MSRP
USD

PVI-SLP-B	Inline Power Vent, may require PV-IPI-CK kit. Refer to Venting Notes on the fireplace price page. Wire harness required to complete.	\$ 1,850
-----------	--	----------

PVI-SLP - Term Kits and Acc

		MSRP USD
LPC-BEK	Brick kit	\$ 98
SLP-LPC	Low profile cap	\$ 681

PVLP-SLP - Accessories

		MSRP USD
PVLP-HS	Low Profile Power Vent Heat Shield (optional)	\$ 78
PVLP-BEK	Brick extension kit for Low Profile Power Vent	\$ 90
PV-IPI-CK	Power Vent conversion kit required for IntelliFire and IntelliFire Plus Gas Fireplaces	\$ 391

Hearth & Home
Technologies

Wire Harness

Prices in USD

Page printed 8/1/2025, 2:05:57 PM CDT
* Please Contact Who You Purchase This Through for MSRP Pricing

Non-stock and custom product cannot be cancelled.
Customer is responsible for freight for orders made outside of assigned RDC facility.

Power Vent - Wire Harness

		MSRP USD
PVI-WH10	10 foot Power Vent Wire Harness for use with PVLP-SLP, PVV-SLP and PVI-SLP-B	\$ 137
PVI-WH20	20 foot Power Vent Wire Harness for use with PVLP-SLP, PVV-SLP and PVI-SLP-B	\$ 191
PVI-WH40	40 foot Power Vent Wire Harness for use with PVLP-SLP, PVV-SLP and PVI-SLP-B	\$ 243
PVI-WH60	60 foot Power Vent Wire Harness for use with PVLP-SLP, PVV-SLP and PVI-SLP-B	\$ 298
PVI-WH80	80 foot Power Vent Wire Harness for use with PVLP-SLP, PVV-SLP and PVI-SLP-B	\$ 338
PVI-WH100	100 foot Power Vent Wire Harness for use with PVLP-SLP, PVV-SLP and PVI-SLP-B	\$ 391
PVMW100	Wire harness for PVLP-SLP Power Vent installed on Signature Command fireplace, 100 ft	\$ 746

Hearth & Home Technologies

Venting

Prices in USD

Page printed 8/1/2025, 2:05:57 PM CDT

* Please Contact Who You Purchase This Through for MSRP Pricing

Non-stock and custom product cannot be cancelled.

Customer is responsible for freight for orders made outside of assigned RDC facility.

Brick Extension Kit

MSRP
USD

HEAT-OUT-BEK	Exterior Heat-Zone brick extension kit	\$ 73
--------------	--	-------

Decorative Termination Caps/Shrouds for Wood and Gas Units - Termination

MSRP
USD

CT-3A-B	Chimney adapter for use with DTS & DTO caps on SL300 pipe	\$ 199
CT-11A-B	Chimney adapter for use with DTS & DTO caps on SL1100 pipe	\$ 226
CT-14A	Chimney adapter for use with DTS & DTO caps on 14" DuraChimney	\$ 267
LDS33	Vertical 3' x 3' (915mm x 915mm) field adjustable, UL listed decorative shroud for use with TS and TR termination caps	\$ 401
LDS46	Vertical 4' x 6' (1220mm x 1830mm) field adjustable, UL listed decorative shroud for use with TS and TR termination caps	\$ 756
LDSCP-M	40 piece multi-pack of UL listed vertical shroud "corner posts" for field fabrication of shroud	\$ 909
DTO134-CP	Decorative Termination Octagon 34" - faux copper (Adapter required for wood)	\$ 1,709
DTS134-BK	Decorative Termination Square 34" - Black (Adapter required for wood)	\$ 1,709
DTO134-BK	Decorative Termination Octagon 34" - black (adapter required for wood pipe)	\$ 1,709
DTS134-CP	Decorative Termination Square 34" - faux copper (Adapter required for wood)	\$ 1,709
DTS146-CP	Decorative Termination Square 46" - faux copper (Adapter required for wood)	\$ 1,882
DTS146-BK	Decorative Termination Square 46" - Black (Adapter required for wood)	\$ 1,882
DTO146-CP	Decorative Termination Octagon 46" - faux copper (Adapter required for wood)	\$ 1,882
DTO146-BK	Decorative Termination Octagon 46" - Black (Adapter required for wood)	\$ 1,882

Decorative Termination for Wood Units - Termination

MSRP
USD

TR-TVK	Round termination top adaptor kit for shrouds	\$ 124
--------	---	--------

8" DuraPlus - Adapter/Increaser/Tee

MSRP
USD

DV-8DP-TSS	8" DuraPlus tee w/cap (SS)	\$ 857
------------	----------------------------	--------

8" DuraPlus - Anchor

MSRP
USD

DV-8DP-BP	8" DuraPlus base plate	\$ 169
-----------	------------------------	--------

8" DuraPlus - Firestop/Straps/Support

MSRP
USD

DV-8DP-WT	8" DuraPlus wall thimble	\$ 224
DV-8DP-WTSS	8" DuraPlus wall thimble (SS)	\$ 260
DV-8DP-TSB	8" DuraPlus tee support bracket (GA)	\$ 282
DV-8DP-CS11	8X11 DuraPlus square ceiling support	\$ 291
DV-8DP-TSBSS	8" DuraPlus tee support bracket (SS)	\$ 445
DV-8DP-CS36	8X36 DuraPlus square ceiling support	\$ 493

6" DuraPlus

		MSRP USD
DV-6DP-WS	6" DuraPlus wall strap	\$ 70
DV-6DP-ES	6" DuraPlus elbow strap	\$ 84
DV-6DP-WSSS	6" DuraPlus wall strap - stainless steel	\$ 88
DV-6DP-09	6x9 DuraPlus pipe	\$ 168
DV-6DP-FRS	6" DuraPlus firestop radiation shield	\$ 169
DV-6DP-WT	6" DuraPlus wall thimble	\$ 174
DV-6DP-IS	6" DuraPlus attic insulation shield	\$ 188
DV-6DP-CCS48	6x48 DuraPlus close clearance shield	\$ 206
DV-6DP-TSB	6" DuraPlus tee support bracket	\$ 227
DV-6DP-RCS	6" DuraPlus RD ceiling support box	\$ 277
DV-6DP-CCS36	6x36 DuraPlus close clearance shield	\$ 315
DV-6DP-F12DSA	6" DuraPlus DSA flashing 7/12-12/12	\$ 375
DV-6DP-TSBSS	6" DuraPlus tee support bracket - stainless steel	\$ 445
DV-6DP-CS36	6x36 DuraPlus square ceiling support box	\$ 504
DV-6DP-T	6" DuraPlus tee with cap	\$ 541
DV-6DP-F24	6" DuraPlus flashing 19/12-24/12	\$ 572
DV-6DP-TSS	6" DuraPlus tee with cap - stainless steel	\$ 604
DV-6DP-E15	6" DuraPlus 15 Degree elbow kit	\$ 669
DV-6DP-F18	6" DuraPlus 13/12-18/12	\$ 945
DV-6DP-KMFG	6" DuraPlus multi-fuel home kit	\$ 1,360
DV-6DP-CCS60	6x60 DuraPlus close clearance shield	\$ 1,663

6" B-Vent Components - Adapter/Increaser/Tee

		MSRP USD
DV-6BVC	6BVC - Draft Hood Connector	\$ 39
DV-6BV36	6X36 LENGTH B-VENT	\$ 94

6" B-Vent Components - Elbow

		MSRP USD
DV-6BVL45	6BVL45 - 45/60 Degree Adjustable Elbow	\$ 73
DV-6BVL90	6BVL90 - 90 Degree Adjustable Elbow	\$ 126

6" B-Vent Components - Firestop/Straps/SupportMSRP
USD

DV-6BVFS	6BVFS - Firestop Spacer	\$ 20
DV-6BVS	6BVS - Gas Vent Roof Support	\$ 37

6" B-Vent Components - Shield/Flashing/CollarsMSRP
USD

DV-6BVF	6BVF - Adjustable Roof Flashing	\$ 71
DV-6BVFSR	6BVFSR - Steep Roof Flashing	\$ 121
DV-6BVFDSA	6BVFDSA - 6" DSA Roof Flashing	\$ 139

6" B-Vent Components - Straight SectionMSRP
USD

DV-6BV06	6BVDV-6 - 6" Length Round Rigid Pipe	\$ 44
DV-6BV12	6BV12 - 12" Length Round Rigid Pipe	\$ 45
DV-6BV18	6BV18 - 18" Length Round Rigid Pipe	\$ 52
DV-6BV12A	6BV12A - 12" Length Round Adjustable Pipe	\$ 56
DV-6BV24	6BV24 - 24" Length Round Rigid Pipe	\$ 73
DV-6BV48	6BV48 - 48" Length Round Rigid Pipe	\$ 121
DV-6BV60	6BV60 - 60" Length Round Rigid Pipe	\$ 142

6" B-Vent Terminations - TerminationMSRP
USD

DV-6BVDC	6BVDC - DuraCap	\$ 74
DV-6BVVTH	6BVVTH - High-Wind Cap	\$ 87

6" B-vent Quick Grip Firestop/SupportMSRP
USD

DV-6BVFSPU	6" B-vent Quick Grip Firestop/Support	\$ 83
------------	---------------------------------------	-------

6" B-Vent Terminations - Shield/Flashing/Coll

MSRP
USD

DV-6BVSC	6BVSC - Storm Collar	\$ 19
----------	----------------------	-------

6" B-vent Wall Support/Band Assembly

MSRP
USD

DV-6BVWSB	6" B-vent Wall Support/Band Assembly	\$ 108
-----------	--------------------------------------	--------

8" B-Vent Components - Elbow

MSRP
USD

DV-8BVVS	SQUARE FIRESTOP SUPPORT	\$ 90
----------	-------------------------	-------

8" B-Vent Components - Elbow

MSRP
USD

DV-8BVL45	45 Degree Adjustable Elbow	\$ 123
-----------	----------------------------	--------

DV-8BVL90	90 Degree Adjustable Elbow	\$ 194
-----------	----------------------------	--------

8" B-vent Wall Support/Band Assembly

MSRP
USD

DV-8BVWSB	8" B-vent Wall Support/Band Assembly	\$ 126
-----------	--------------------------------------	--------

8" B-Vent Components - Termination

MSRP
USD

DV-8BVVTH	High-Wind Cap	\$ 132
-----------	---------------	--------

8" B-Vent Components - Firestop/Straps/Support

MSRP
USD

DV-8BVWT	Wall Thimble	\$ 87
----------	--------------	-------

8" B-Vent Components - Shield/Flashing/Collars

		MSRP USD
DV-8BVSC	Storm Collar	\$ 23
DV-8BVFS	Firestop Spacer	\$ 37
DV-8BVF	Adjustable Roof Flashing	\$ 94
DV-8BVFF	Tall Cone Flat Flashing	\$ 129
DV-8BVFSR	Steep Roof Flashing	\$ 188
DV-7BVIS	Attic Insulation Shield 7" - 8"	\$ 255

8" B-Vent Components - Elbow

		MSRP USD
DV-8BV12	12" Length Round Rigid Pipe	\$ 74
DV-8BV18	18" Length Round Rigid Pipe	\$ 84
DV-8BV12A	12" Length Round Adjustable Pipe	\$ 84
DV-8BV24	24" Length Round Rigid Pipe	\$ 120
DV-8BV36	36" Length Round Rigid Pipe	\$ 153
DV-8BV48	48" Length Round Rigid Pipe	\$ 209
DV-8BV60	60" Length Round Rigid Pipe	\$ 242

10" B-Vent Components - Firestop/Straps/Support

		MSRP USD
DV-7DP-WS	Wall Strap (DuraPlus Mult applies)	\$ 96

10" B-Vent Components - Shield/Flashing/Collars

		MSRP USD
DV-10BVSC	Storm Collar	\$ 34
DV-10BVF	Adjustable Roof Flashing	\$ 127
DV-10BVFF	Tall Cone Flat Flashing	\$ 178

DVP Components-MultiPk - Firestop/Straps/Support

MSRP
USD

DVP-FSM	Ceiling firestop (multi-pack of 10)	\$ 573
---------	-------------------------------------	--------

DVP Components-MultiPk - Shield/Flashing/Collars

MSRP
USD

DVP-WSM	DVP Wall Shield (6 piece)	\$ 573
---------	---------------------------	--------

DVP Components-SinglePk - Elbow

MSRP
USD

DVP45	45 Degree elbow	\$ 144
DVP90ST	90 Degree elbow	\$ 150

DVP Components-SinglePk - Firestop/Straps/Support

MSRP
USD

DVP-HVS	Horizontal pipe support	\$ 50
DVP-FS	Ceiling firestop	\$ 70
DVP-WS	Wall Firestop	\$ 96

DVP Components-SinglePk - Shield/Flashing/Collars

MSRP
USD

UNIV-AS2	Attic insulation shield (firestop not included)	\$ 54
DVP-RDS	Roof Deck Underside Insulation Shield	\$ 270

DVP Components-SinglePk - Straight Section

		MSRP USD
DVP4	4" (102mm) length of double wall	\$ 77
DVP6	6" (152mm) length of double wall	\$ 86
DVP6A	3 - 6" (76-152mm) slip section to slide over pipe (can be cut to length)	\$ 92
DVP12	12" (305mm) length of double wall	\$ 119
DVP12A	3 - 12" (76-305mm) slip section to slide over pipe (can be cut to length)	\$ 124
DVP24	24" (610mm) length of double wall	\$ 126
DVP36	36" (914mm) length of double wall	\$ 136
DVP48	48" (1219mm) length of double wall	\$ 193

DVP Termination Kits - Multi Pk - Brick Extension

		MSRP USD
BEK	Brick extension kit, 14" x 14" (multi-pack of 10)	\$ 779
DVP-BEK2	Brick extension kit, 12" x 14" (multi-pack of 10)(box quantities only)	\$ 844

DVP Termination Kits - Multi Pk - Shield/Flashing/Collars

		MSRP USD
DVP-TRAPFL	Trap cap rain flashing (multi-pack of 4)	\$ 125
DVP-HSM-B	26" (660mm) trimmable heat shield (multi-pack of 6)	\$ 205

DVP Termination Kits - Single Pk - Shield/Flashing/Collars

		MSRP USD
TRAP-LV	Top Louver for Trap Caps	\$ 25
TRAP-VSS	Vinyl siding shield	\$ 26
VPK-DV	Vinyl protector kit	\$ 111

DVP Termination Kits - Single Pk - Termination

		MSRP USD
DVP-TV	Vertical direct vent termination cap, with storm collar	\$ 310
DVP-TRAP1	Horizontal termination cap with short flue, attached slip and wall shield with heat shield, 3-1/8" - 4-5/8" (79-117mm)	\$ 324
DVP-TVHW	Vertical termination cap - high wind (includes 18901 storm collar)	\$ 324
DVP-TRAP2	Horizontal termination cap with long flue, attached slip and wall shield with heat shield, 5-3/8" - 9-3/8" (137 -238mm)	\$ 324
DVP-HPC1	High performance termination cap (short flue with attached slip, and wall shield with heat shield)	\$ 383
DVP-HPC2	Horizontal high performance termination cap (long flue with attached slip, and wall shield with heat shield)	\$ 383
DVP-TRAPK2	Horizontal termination kit (includes DVP-TRAP2, slip section, wall shield and DVP90ST)	\$ 439
DVP-TRAPK1	Horizontal termination kit (includes DVP-TRAP1, slip section, wall shield and DVP90ST)	\$ 439
DVP-HRC-SS	Horizontal high rise termination cap, standard base, DVP pipe (stainless steel)	\$ 511
DVP-HRC-ZC-SS	Horizontal high rise termination cap, glass termination base, DVP pipe (stainless steel)	\$ 511
DVP-TB1	Horizontal snorkel cap for basement applications	\$ 522

Roof Flashing

		MSRP USD
RF6	Roof flashing, 0/12 - 6/12 roof pitch	\$ 172
RF12	Roof flashing, 7/12 - 12/12 roof pitch	\$ 210

SLP Flex Pipe - Components

		MSRP USD
SLP-FLEX-3	3' (914mm) SL pipe length - flexible venting	\$ 171
SLP-FLEX-5	5' (1524mm) SL pipe length - flexible venting	\$ 226
SLP-FLEX-10	10' (3048mm) SL pipe length - flexible venting	\$ 324

SLP Flex Pipe - Termination Kits

		MSRP USD
SLP-FLEX-TRAP	Trapezoid termination kit (includes cap and wall thimble)	\$ 411
SLP-FLEXTRAP30B	Trapezoid termination kit (includes 24" of flex, trap cap with 6" collar and firestop)	\$ 511

Decorative Shroud B-Vent - Termination

MSRP
USD

LDS-BV	Decorative shroud for 5" or 6" B-vent	\$ 352
--------	---------------------------------------	--------

Decorative Shrouds for Direct Vent - Shroud

MSRP
USD

DRC-RADIUS	Decorative radius cover for SLP/DVP-TRAP	\$ 310
------------	--	--------

Shrouds for Gas Units - Shroud

MSRP
USD

TCG375	Vertical terra cotta termination cap cover (for DV and BV units)	\$ 522
COOL-ADDM	Safety shields for horizontal termination caps (multi-pack of 6)	\$ 595

SLP - Black - Collar

MSRP
USD

STOVEDV-BK	Stove collar for DuraVent pipe - Black	\$ 78
------------	--	-------

SLP - Black - Decorative

MSRP
USD

SLP-WT-BK	Decorative wall thimble cover - Black	\$ 104
SLP-DCF-BK	Decorative ceiling firestop - Black	\$ 109
SLP-CCS-BK	Cathedral ceiling support - Black	\$ 160

SLP - Black - Elbow

MSRP
USD

SLP90-BK	90 Degree elbow - Black	\$ 124
SLP45-BK	45 Degree elbow - Black	\$ 124

SLP - Black - Single-Pack - Adapter

MSRP
USD

SLP-SA	Stove adapter	\$ 18
--------	---------------	-------

SLP - Black - Straight Section

MSRP
USD

SLP6A-BK	2" - 6" (51 - 152mm) slip section to slide over pipe (can be cut to length) - Black	\$ 71
SLP4-BK	4" (102mm) pipe length - Black	\$ 72
SLP12A-BK	2" - 12" (51 - 305mm) slip section to slide over pipe (can be cut to length) - Black	\$ 76
SLP6-BK	6" (152mm) pipe length - Black	\$ 79
SLP12-BK	12" (305mm) pipe length - Black	\$ 88
SLP24-BK	24" (610mm) pipe length - Black	\$ 116
SLP36-BK	36" (914mm) pipe length - Black	\$ 134
SLP48-BK	48" (1219mm) pipe length - Black	\$ 179

SLP - Black - Termination

MSRP
USD

LINK-STOVE	Stove adapter kit (includes 30' of 4" flex, adapters, wall thimble, masonry, and ZC flashing, 991DA cap and fasteners)	\$ 549
SLP-SK-BK	Horizontal trapezoid termination kit (includes 1 each CCSLP, SLP-HHW2, SLP-WT-BK, SLP24-BK, SLP6-BK, SLP6A-BK, SLP90-BK)	\$ 799

SLP - Components - Single-Pack - Elbow

MSRP
USD

SLP45	45 Degree elbow	\$ 129
SLP90	90 Degree elbow	\$ 131

SLP - Components - Single-Pack - Firestop/Straps/Support

MSRP
USD

SLP-FS	Ceiling firestop	\$ 53
SLP-WS	Wall firestop	\$ 61
SLP-HVS	Horizontal vent support hanger	\$ 66

SLP - Components - Single-Pack - Shield/Flashing/Collars

		MSRP USD
SLP-RF6	0/12 - 6/12 roof flashing	\$ 87
SLP-RF12	7/12-12/12 roof flashing	\$ 131
SLP-RDS	Roof Deck Underside Insulation Shield	\$ 270

SLP - Components - Single-Pack - Straight Section

		MSRP USD
SLP6A	2" - 6" (51 - 152mm) slip section to slide over pipe (can be cut to length)	\$ 66
SLP6	6" (152mm) pipe length	\$ 69
SLP4	4" (102mm) pipe length	\$ 69
SLP12A	2" - 12" (51 - 305mm) slip section to slide over pipe (can be cut to length)	\$ 81
SLP12	12" (305mm) pipe length	\$ 96
DVP-2SL	DVP to SLP adapter converts 8 inch to 6-5/8	\$ 104
SLP24	24" (610mm) pipe length	\$ 112
SLP36	36" (914mm) pipe length	\$ 123
DVP-SLP24	DVP to SLP 24" (640mm) pipe length adapter	\$ 123
SL-2DVP	SLP to DVP adapter	\$ 153
SLP48	48" (1219mm) pipe length	\$ 162

SLP - Term Kits & Acc - Single Pack - Termination

		MSRP USD
SLP-TVHW	Vertical termination cap - high wind (includes 4071-004 storm collar)	\$ 205
SLP-TRAP2	Horizontal trapezoid termination Kit 5-1/4 - 9-1/4" (133-235mm) wall thickness	\$ 324
SLP-TRAP1	Horizontal trapezoid termination short flue 3-1/8 -4-3/4" (79-121mm), includes SLP-WS	\$ 324
SLP-HHW2	Horizontal high wind trapezoid termination (includes 1 - SLP-WS)	\$ 401
SLP-TRAPK1	Top vent horizontal term kit #1 (includes SLP-TRAP1, slip section, wall shield, SLP90)	\$ 439
SLP-TRAPK2	Top vent horizontal term kit #2 (includes SLP-TRAP2, slip section, wall shield, SLP90)	\$ 439
SLP-HRC-SS	Horizontal high-rise termination - stainless steel (includes 1 - SLP-WS)	\$ 465
SLP-TB1	Horizontal snorkel cap for basement applications	\$ 522
SLK-SNKD	SL snorkel cap, adds 14" vertical rise (includes firestop)	\$ 629

Gas Insert Venting - 30/30 Termination Kits

		MSRP USD
LINK-DV4-30B	Direct vent insert kit - one 4 - liner, one 30 - liner, plus term cap components	\$ 549
LINK-DV30B	Direct vent insert kit - two 30 - liners, plus term cap components	\$ 649
LINKSQB-DV4-30	Direct vent insert kit - one 4 - liner, one 30 - liner, plus black term cap components	\$ 649
LINKSQB-DV30	Direct vent insert kit - two 30 - liners, plus black term cap components	\$ 729
LINKSQC-DV30	Direct vent insert kit - two 30" liners, plus faux copper term cap components	\$ 789

Gas Insert Venting - Components

		MSRP USD
95070310	BD Flex liner 3x10 aluminum	\$ 71
FLEX-CNCT	Connector kit -- 3" liner to 3" liner (1 connector per kit)	\$ 72
LINK-ZC-ADPB	14 1/2" round flashing adapter kit (for use with existing liner kits when using Class A pipe)	\$ 90
FLEX3-30	One 3" flexible liner (expands to 30')	\$ 143
95070325	BD Flex liner 3x25 aluminum	\$ 164
DV-46DVA-GCL	Colinear adapter for stoves with SLP coaxial outlets	\$ 320
DV-46DVA-GK	Adapter kit - colinear 3" to direct vent pipe to extend the run	\$ 345

Insulated Flex Duct - Chimney Air Kits/Flex Duct

		MSRP USD
ID4	4" (100mm) insulated flex duct for outside air - includes two 42" (1065mm) sections	\$ 87
ID6	6" (152mm) insulated flex duct for use with outside air kit - includes two 42" (1065mm) sections	\$ 100

Outside Air Kit

		MSRP USD
OA-RD-6	Outside air elbow kit (used to offset outside air starting collar)	\$ 60
OAK-ACC	ACC outside air kit	\$ 67
AK22	Outside air kit - (flex not included)	\$ 70
AKD	Outside Combustion Air Kit with Access Door	\$ 76
OAK-3	Outside air kit	\$ 139
AK-TV	Outside air kit - (25" un-insulated flex duct included)	\$ 189

Uninsulated Flex Duct - Chimney Air Kits/Flex Duct

MSRP
USD

UD4	4" (100mm) uninsulated flex duct for outside air - includes two 42" (1065mm) sections	\$ 56
UD6	6" (152mm) uninsulated flex duct for use with outside air kit - includes two 42" (1065mm) sections	\$ 71

SLP and DVP - Shield/Flashing/Collars

MSRP
USD

UNIV-AS2M	Attic shield (multi-pack of 6) (firestop not included)	\$ 226
-----------	--	--------

3" Pellet Vent Pro - Adapter/Increaser/Tee

MSRP
USD

DV-3PVP-AD	3" PV Appliance Adapter	\$ 40
DV-3PVP-ADFF	3" PV Female Flex Adapter	\$ 51
DV-3PVP-ADB	3" PV Appliance Adapter Black	\$ 60
DV-3PVP-ADHB	3" PV pipe adapter	\$ 61
DV-3PVP-ADFM	3" PV Male Flex Adapter	\$ 70
DV-3PVP-12A	12" Pipe Extension	\$ 100
DV-3PVP-X4	Increaser 3" - 4"	\$ 126
DV-3PVP-X4AD	Appliance Adapter/Increaser 3" - 4"	\$ 146
DV-3PVP-X6	Chimney Adapter - 6"	\$ 178
DV-3PVP-X4ADHB	Appliance Adapter/Increaser 3" - 4"	\$ 191
DV-3PVP-X4ADB	Appliance Adapter/Increaser 3" - 4" (black)	\$ 191
DV-3PVP-X8	Chimney Adapter - 8"	\$ 219
DV-3PVP-TADB	3" PV Adapter Tee w/Clean-Out Tee Cap (black)	\$ 239

3" Pellet Vent Pro - Adapter/Increaser/Tee

		MSRP USD
DV-3PVP-CO1	3* CLEAN OUT TEE CAP	\$ 82
DV-3PVP-HC2	HORIZONTAL CAP	\$ 92
DV-3PVP-INC	2IN-3IN INCREASER	\$ 92
DV-3PVP-COB1	End cap for 3" pellet T	\$ 95
DV-3PVP-T1	SNG TEE/CLEAN OUT CAP	\$ 218
DV-3PVP-TAD1	ADPTR TEE W/ CO CAP	\$ 218
DV-3PVP-TADX41	3-4 INCRS ADPT TEE	\$ 232
DV-3PVP-TB1	BLK SNG TEE W/ CLEAN OUT	\$ 237
DV-3PVP-TADX4B1	3-4 INCRS ADPT TEE BLACK	\$ 252
DV-3PVP-DBTB1	BLK DBL TEE W/ CLEAN OUT	\$ 425
DV-3PVP-DBT1	DBL TEE W/ CLEAN OUT CAP	\$ 425

3" Pellet Vent Pro - Anchor

		MSRP USD
DV-3PVP-WS	3" PV Wall Strap	\$ 50
DV-3PVP-WSA	3" PV Adjustable Wall Strap	\$ 55

3" Pellet Vent Pro - Elbow

		MSRP USD
DV-3PVP-E45	3" PV 45 Degree Elbow	\$ 130
DV-3PVP-E45B	3" PV 45 Degree Elbow (black)	\$ 145
DV-3PVP-E90	3" PV 90 Degree Elbow	\$ 163
DV-3PVP-E90B	3" PV 90 Degree Elbow (black)	\$ 183

3" Pellet Vent Pro - Kit

		MSRP USD
DV-3PVP-AIK	3" - 4" PelletVent Pro Fresh Air Intake Kit (includes: faceplate w/screen, moisture barrier, aluminum flex, [2] clamp) Made for 3-inch exhaust outlets with 2-inch air inlets. Not for use with Harman products.	\$ 110
DV-3PVP-WTI	3" Wall Thimble Air Intake Kit (includes: Wall Thimble [for 1" clearance]; 2" AL Flex; [2] hose clamps)	\$ 325
DV-3PVP-KHA	3" PelletVent Pro Horizontal Kit (includes: Round Horizontal Cap, Wall Thimble [for 1" clearance], Appliance Adapter [black])	\$ 389
DV-3PVP-KVA	3" PelletVent Pro Vertical Kit - Flat Ceiling (includes: Vertical Cap, Storm Collar, Ceiling Support Firestop Spacer [for 1" clearance], Adjustable Flashing, Appliance Adapter [black])	\$ 517

3" Pellet Vent Pro - Shield/Flashing/Collars

		MSRP USD
DV-3PVP-SC	3" PV Storm Collar	\$ 13
DV-3PVP-WSA-EXT	3" PV Wall Strap Extension	\$ 27
DV-3PVP-F6	3" PV Adjustable Roof Flashing 0/12-6/12	\$ 42
DV-3PVP-RC	3" PV Reduction Collar	\$ 45
DV-3PVP-FF	3" PV Tall Cone Roof Flashing	\$ 56
DV-3PVP-F6DS	3" PV DSA Roof Flashing 0/12 - 6/12	\$ 111
DV-3PVP-IS	3" PV Attic Insulation Shield	\$ 112
DV-3PVP-F12DS	3" PV DSA Roof Flashing 7/12 - 12/12	\$ 121
DV-3PVP-FTC	3" PV Flex Trim Collar	\$ 139
DV-3PVP-WT	Wall Thimble (for 1" clearance)	\$ 139

3" Pellet Vent Pro - Straight Section

		MSRP USD
DV-3PVP-06	6" Straight Length Pipe	\$ 52
DV-3PVP-06B	6" Straight Length Pipe (black)	\$ 73
DV-3PVP-12	12" Straight Length Pipe	\$ 74
DV-3PVP-12B	12" Straight Length Pipe (black)	\$ 97
DV-3PVP-24	24" Straight Length Pipe	\$ 98
DV-3PVP-12AB	12" Pipe Extension (black)	\$ 120
DV-3PVP-24B	24" Straight Length Pipe (black)	\$ 121
DV-3PVP-36	36" Straight Length Pipe	\$ 134
DV-3PVP-36B	36" Straight Length Pipe (black)	\$ 151
DV-3PVP-18A	18" Pipe Extension	\$ 154
DV-3PVP-18AB	18" Pipe Extension (black)	\$ 184
DV-3PVP-60	60" Straight Length Pipe	\$ 191
DV-3PVP-60B	60" Straight Length Pipe (black)	\$ 226
DV-3PVP-60F	60" Flex Pipe	\$ 328

3" Pellet Vent Pro - Straps/Support

		MSRP USD
DV-3PVP-FS	3" PV Ceiling Support Firestop Spacer (for 1" clearance)	\$ 107
DV-3PVP-WTC	Ceiling Support/Wall Thimble Cover	\$ 115
DV-3PVP-CS	3" PV Cathedral Ceiling Support Box	\$ 221

3" Pellet Vent Pro - Termination

		MSRP USD
DV-3PVP-HSC	3" PV Square Horizontal Cap	\$ 107
DV-3PVP-VC	3" PV Vertical Cap	\$ 121

4" Pellet Vent Pro - Anchor

		MSRP USD
DV-4PVP-WS	4" PV Wall Strap	\$ 54
DV-4PVP-WSA	4" PV Adjustable Wall Strap	\$ 59

4" Pellet Vent Pro - Elbow

		MSRP USD
DV-4PVP-E45	4" PV 45 Degree Elbow	\$ 148
DV-4PVP-E45B	4" PV 45 Degree Elbow (black)	\$ 183
DV-4PVP-E90	4" PV 90 Degree Elbow	\$ 205
DV-4PVP-E90B	4" PV 90 Degree Elbow (black)	\$ 239

4" Pellet Vent Pro - Kit

		MSRP USD
DV-4PVP-WTI	4" Wall Thimble Air Intake Kit (includes: Wall Thimble [for 1" clearance]; 2" AL Flex; [2] hose clamps)	\$ 349
DV-4PVP-KVAC	4" PV Vertical kit	\$ 449
DV-4PVP-KHA	4" PelletVent Pro Horizontal Kit (includes: Round Horizontal Cap, Wall Thimble [for 1" clearance], Appliance Adapter/Increaser 3" - 4" [black])	\$ 485
DV-4PVP-KVA	4" PelletVent Pro Vertical Kit - Flat Ceiling (includes: Vertical Cap, Storm Collar, Ceiling Support Firestop Spacer [for 1" clearance], Adjustable Flashing, Appliance Adapter/increaser 3" - 4" [black])	\$ 555

4" Pellet Vent Pro - Shield/Flashing/Collars

		MSRP USD
DV-4PVP-SC	4" PV Storm Collar	\$ 14
DV-4PVP-RC	4" PV Reduction Collar	\$ 45
DV-4PVP-F6	4" PV Adjustable Roof Flashing	\$ 47
DV-4PVP-IS	4" PV Attic Insulation Shield	\$ 112
DV-4PVP-FTC	4" PV Flex Trim Collar	\$ 133
DV-4PVP-WT	4" PV Wall Thimble (for 1" clearance)	\$ 149

4" Pellet Vent Pro - Straight Section

		MSRP USD
DV-4PVP-06	6" Straight Length Pipe	\$ 55
DV-4PVP-12	12" Straight Length Pipe	\$ 79
DV-4PVP-06B	6" Straight Length Pipe (black)	\$ 90
DV-4PVP-12A	12" Pipe Extension	\$ 111
DV-4PVP-24	24" Straight Length Pipe	\$ 123
DV-4PVP-12B	12" Straight Length Pipe (black)	\$ 125
DV-4PVP-12AB	12" Pipe Extension (black)	\$ 157
DV-4PVP-36	4" PV 36" Straight Length Pipe	\$ 160
DV-4PVP-24B	24" Straight Length Pipe (black)	\$ 168
DV-4PVP-18A	18" Pipe Extension	\$ 170
DV-4PVP-36B	36" Straight Length Pipe (black)	\$ 197
DV-4PVP-60	60" Straight Length Pipe	\$ 216
DV-4PVP-18AB	18" Pipe Extension (black)	\$ 242
DV-4PVP-60B	60" Straight Length Pipe (black)	\$ 260
DV-4PVP-60F	60" Flex Pipe	\$ 469

4" Pellet Vent Pro - Straps/Support

		MSRP USD
DV-4PVP-FS3	4" PV Ceiling Support Firestop Spacer (for 3" clearance) - Canada*	\$ 99
DV-4PVP-FS	4" PV Ceiling Support Firestop Spacer (for 1" clearance)	\$ 125
DV-4PVP-CS	4" PV Cathedral Ceiling Support Box	\$ 221

4" Pellet Vent Pro - Termination

		MSRP USD
DV-4PVP-HSC	4" PV Square Horizontal Cap	\$ 117
DV-4PVP-VC	4" PV Vertical Cap	\$ 129

Venting

		MSRP USD
CCSLP	Radiance, Stardance, Oxford SLP adapter	\$ 32
DV-46DVA-ADP	Duravent Appliance Adapter for Radiance, Stardance & Oxford	\$ 106
MBDVP	VCG Fireplace Unit 8" adapter to DVP (Carton of 8)	\$ 159
MBSLP	VCG Fireplace Unit adapter to SLP (Carton of 8)	\$ 159
MPSLP	VCG Inline Pipe adapter 4x7 Twist Lock to SLP (Carton of 8)	\$ 159
SLPMP	SLP Unit & Inline Pipe adapter To 4x7 Twist Lock (Carton of 8)	\$ 166
DVP58P	DVP Unit & Inline Pipe adapter to 8" pipe (Carton of 8)	\$ 171
FSDHAGSLP	Freestanding Draft Hood Adapter	\$ 252
SLP-DVFAM	SLP Flex Adapter Kit w/gear clamps (multi-pack of 4)	\$ 401
DVP-DVFAM	DVP Flex Adapter Kit w/gear clamps (multi-pack of 4)	\$ 413

Adaptor

		MSRP USD
ADP-CK30	Adapter kit (required for use with CK-30)	\$ 221
DG3	Thermal damper	\$ 368

Flue Collars

		MSRP USD
0000555	8" Oval Flue Collar - Classic Black	\$ 197
0000561	8" Oval Flue Collar - Twilight	\$ 296
0000557	8" Oval Flue Collar - Majolica Brown	\$ 362
0000560	8" Oval Flue Collar - Bordeaux	\$ 384

Vermont Castings - Wood Stove Adaptors

		MSRP USD
0001855	Oval to 8 round adapter, 8" w x 11" h - Classic Black	\$ 85
0001860	Oval to 6" round adapter, 6" w x 11" h - Classic Black	\$ 85
0001836	Oval to 8" round offset adapter, 8" x 5.5"	\$ 124
0001841	Oval to 8 round offset adapter, 8" x 7"	\$ 124
0001846	Oval to 8" round elbow, 8" x 13"	\$ 131
DV-8DVL-ORAD	8" x 14.5" Duravent DVL Double Wall Oval-to-Round Adapter	\$ 241
DV-6DVL-ORAD	6" x 14.5" Duravent DVL Double Wall Oval-to-Round Adapter	\$ 241

Direct vent wall pass thru

		MSRP USD
1-00-677177	Direct vent wall pass thru for 3" or 4" chimney	\$ 339

14" Dura Vent DuraChimney II - Elbow

		MSRP USD
14DCA-ES	Elbow strap	\$ 184
14DCA-E30	30 Degree elbow - must order 2	\$ 366
14DCA-E15	15 Degree elbow - must order 2	\$ 366

14" Dura Vent DuraChimney II - Shield/Flashing/Collars

		MSRP USD
14DCA-SC	Storm collar	\$ 64
14DCA-RRS	Roof radiation shield	\$ 100
14DCA-CTC	Chase top collar	\$ 287
14DCA-CTF	Chase top flashing (Pre-bent)	\$ 291
14DCA-IS	Attic insulation shield (consists of two parts - collar and base)	\$ 714

14" Dura Vent DuraChimney II - Straight Section

		MSRP USD
14DCA-12	12" chimney section	\$ 185
14DCA-18	18" chimney section	\$ 216
14DCA-36	36" chimney section	\$ 357
14DCA-48	48" chimney section	\$ 383

14" Dura Vent DuraChimney II - Straps/Support

		MSRP USD
14DCA-ST	Stabilizer	\$ 89
14DCA-FS	Firestop spacer	\$ 101
14DCA-WS	Wall strap	\$ 193

14" Dura Vent DuraChimney II - Termination

		MSRP USD
14DCA-VC1	Round termination cap	\$ 573

SL1100 Wood Pipe - Multi Pack - Firestop/Straps/Support Dimensions: 11" Inner / 13" Outer

		MSRP USD
JB577	Joint band (package of 3)	\$ 63
CB576	SL1100 and SL400 Series Chimney bracket (package of 3)	\$ 77
SL11FL96	FLASHING SL1100 SERIES4X8	\$ 352
FS538M	Firestop spacer for straight flue (multi-pack of 12)	\$ 725

SL1100 Wood Pipe - Single Pack - Chimney Air Kits/Flex Duct Dimensions: 11" Inner / 13" Outer

		MSRP USD
CAK8A	Chimney air kit (For use with BIR42 and RUTHERFORD-42, ODCASTLEWD-42)	\$ 153

SL1100 Wood Pipe - Single Pack - Elbow

MSRP
USD

SL1130	30 Degree elbow (offset and return)	\$ 383
--------	-------------------------------------	--------

SL1100 Wood Pipe - Single Pack - Firestop/Straps/Support

MSRP
USD

FS538	Flat Firestop Spacer for SL1100 and SL400 Series Pipe	\$ 69
FS540	AC30 Degree firestop spacer for SL1100 and SL400 Series Pipe	\$ 81
SL11	6" (152mm) chimney stabilizer	\$ 173

SL1100 Wood Pipe - Single Pack - Shield/Flashing/Collars

MSRP
USD

AS10	Attic insulation shield, straight flue (firestop not included) for SL1100 and SL400 Series Pipe	\$ 116
RF570	Roof flashing, 0 - 6/12 pitch for SL1100 and SL400 Series Pipe	\$ 191
RF571	Roof flashing, 7/12 - 12/12 pitch for SL1100 and SL400 Series Pipe	\$ 290

SL1100 Wood Pipe - Single Pack - Straight Section Dimensions: 11" Inner / 13" Outer

MSRP
USD

SL1106	6" chimney section	\$ 107
SL1112	12" (305mm) pipe section	\$ 116
SL1118	18" (455mm) pipe section	\$ 156
SL1136	36" (915mm) pipe section	\$ 226
SL1148	48" (1220mm) pipe section	\$ 310

SL1100 Wood Pipe Term Kits Acc - Sng Pk - Shield/Flashing/Collars

MSRP
USD

SL1100-RDS	Roof Deck Underside Insulation Shield	\$ 270
------------	---------------------------------------	--------

SL1100 Wood Pipe Term Kits Acc - Sng Pk - Termination Dimensions: 11" Inner / 13" Outer

 MSRP
USD

TR11	Round termination cap (includes 34508 storm collar)	\$ 281
TR11T-B	Round telescoping termination cap with storm collar	\$ 424
ST1175	Square termination cap, painted black	\$ 439
TCT1175	Terra cotta vertical termination cap	\$ 640
ST1175SS	Stainless steel ST1175 termination cap	\$ 833

SL300 Series Pipe - Comp - Multi-Pk - Firestop/Straps/Support Dimensions: 8" Inner / 10.5" Outer

 MSRP
USD

JB877	Joint band (package of 3)	\$ 75
CB876	SL300 Series Chimney bracket (package of 3)	\$ 97
FS338M	Straight firestop spacer (multi-pack of 10)	\$ 411

SL300 Series Pipe - Comp - Multi-Pk - Shield/Flashing/Collars

 MSRP
USD

RF370M	Roof flashing, 0 - 6/12 pitch (multi-pack of 5)	\$ 481
--------	---	--------

SL300 Series Pipe - Comp - SngPk - Chimney Air Kits/Flex Duct Dimensions: 8" Inner / 10.5" Outer

 MSRP
USD

CAK4A	Chimney air kit (for SL300 series chimney systems only)	\$ 126
SL3FL96	FLASHING SL300 SERIES 4X8	\$ 368

SL300 Series Pipe - Comp - SngPk - Elbow

 MSRP
USD

SL315	15 Degree elbow (offset and return)	\$ 226
SL330	30 Degree elbow (offset and return)	\$ 252

SL300 Series Pipe - Comp - SngPk - Firestop/Straps/Support

		MSRP USD
FS338	Firestop for straight up flue	\$ 55
FS339	Firestop for 15 Degree angular flue	\$ 75
FS340	Firestop for 30 Degree angular flue	\$ 112
SL3	6" (200mm) flue support section	\$ 118
WS30	30 Degree wall firestop spacer	\$ 170

SL300 Series Pipe - Comp - SngPk - Shield/Flashing/Collars

		MSRP USD
AS8	Attic insulation shield, straight flue (firestop not included)	\$ 115
RF370	0-6/12 pitch roof flashing	\$ 171
RF371	7/12 - 12/12 pitch roof flashing	\$ 270
SL300-RDS	Roof Deck Underside Insulation Shield	\$ 270

SL300 Series Pipe - Comp - SngPk - Straight Section

		MSRP USD
SL306	6" chimney section	\$ 81
SL312	12" (305mm) pipe section	\$ 100
SL318	18" (455mm) pipe section	\$ 111
SL318A	18" chimney section, aluminized (for Canada only)	\$ 112
SL324	24" chimney section	\$ 135
SL336A	36" chimney section, aluminized (for Canada only)	\$ 164
SL336	36" (915mm) pipe section	\$ 164
SL348	4 ft. (1220mm) pipe section	\$ 197

SL300 Series Pipe - Term Kits & Acc - Sng Pk - Termination Dimensions: 8" Inner / 10.5" Outer

		MSRP USD
TR344	Round termination cap (includes 32738 storm collar)	\$ 183
TR342-B	Round telescoping termination cap with storm collar	\$ 252
TS345	Trapezoid termination cap	\$ 352
TS345P	Trapezoid termination cap, painted black	\$ 424
ST375	Square termination cap, painted black	\$ 424
ST375SS	Stainless steel ST375 termination cap	\$ 713
TCT375	Terra cotta vertical termination cap, 8"	\$ 713

SL400 Series Pipe - Comp - SngPk - Adapter/Increaser/Tee

		MSRP USD
SLA10	11" to 10" adapter	\$ 226

SL400 Series Pipe - Comp - SngPk - Elbow

		MSRP USD
SL430	30 degree elbow (offset and return)	\$ 411

SL400 Series Pipe - Comp - SngPk - Straight Section Dimensions: 10" Inner / 13" Outer

		MSRP USD
SL406	6" (150mm) chimney section	\$ 132
SL412	12" (305mm) chimney section	\$ 144
SL418	18" (460mm) chimney section	\$ 183
SL4	6" (150mm) flue support section	\$ 241
SL436	36" (915mm) chimney section	\$ 252
SL448	48" (1220mm) chimney section	\$ 324

SL400 Series Pipe - Term Kits & Acc - Sng Pk - Chimney Air Kits/Flex Duct

		MSRP USD
CAK5A	Chimney air kit for SL1100 and SL400 series pipe (required in Canada)	\$ 142

SL400 Series Pipe - Term Kits & Acc - Sng Pk - Termination Dimensions: 10" Inner / 13" Outer

MSRP
USD

TR444	Round termination cap with storm collar	\$ 270
-------	---	--------

6" DuraFlex 304SS - Adapter/Increaser/Tee

MSRP
USD

DV-6DFS-FC	6" Duraflex Connector	\$ 36
------------	-----------------------	-------

6" DuraFlex 304SS - Anchor

MSRP
USD

DV-6DFS-TPSC	6" Duraflex Top Plate	\$ 186
--------------	-----------------------	--------

6" DuraFlex 304SS - Straight Section

MSRP
USD

DV-6DF304-15	6 X 15' length	\$ 591
DV-6DF304-20	6 X 20" length	\$ 772
DV-6DF304-25	6 X 25' length	\$ 966
DV-6DF304-30	6 X 30' length	\$ 1,169

6" DuraFlex 304SS - Termination

MSRP
USD

DV-DFS-SA	3-8 Spark Arrestor	\$ 32
DV-6DFS-VCRC	6" DuraFlex Vertical Cap	\$ 93

Vermont Castings - Wood Stove Enamel Venting

		MSRP USD
0000191	6" and 8" Chimney Connector Heat Shield--24"	\$ 89
0003670	6" x 12" Chimney Connectors - Biscuit	\$ 189
0003691	6" x 12" Chimney Connectors - Majolica Brown	\$ 189
0003694	6" Slip - 1 1/4" - 17" Length - Majolica Brown	\$ 259
0003679	6" Slip - 1 1/4" - 17" Length - Biscuit	\$ 259
0003682	6" x 6 3/4" 45 Degree Elbow - Biscuit	\$ 269
0003695	6" x 6 3/4" 45 Degree Elbow - Majolica Brown	\$ 269
0003696	6" x 12" Chimney Connectors - Bordeaux	\$ 269
0003690	Oval to 6" round adapter, 6" w x11" h - Majolica Brown	\$ 270
0003673	6" x 24" Chimney Connectors - Biscuit	\$ 299
0003692	6" x 24" Chimney Connectors - Majolica Brown	\$ 299
0003693	6" x 7" 90 Degree Elbow - Majolica Brown	\$ 309
0003699	6" Slip - 1 1/4" - 17" Length - Bordeaux	\$ 309
0003676	6" x 7" 90 Degree Elbow - Biscuit	\$ 309
0003701	Oval to 6" round adapter, 6" w x11" h - Bordeaux	\$ 324
0003700	6" x 6 3/4" 45 Degree Elbow - Bordeaux	\$ 339
0003697	6" x 24" Chimney Connectors - Bordeaux	\$ 359
0003698	6" x 7" 90 Degree Elbow - Bordeaux	\$ 389

6" DuraBlack - Adapter/Increaser/Tee

		MSRP USD
DV-6DBK-AD	Stovetop Adapter -Black	\$ 46
DV-6DBK-ADOR	Oval to Round Adapter	\$ 54
DV-6DBK-ADDB	Double-Skirted Stovetop Adapter - Black	\$ 67
DV-6DBK-X7	Increaser 6"- 7"	\$ 71

6" DuraTech - Adapter/Increaser/Tee

		MSRP USD
DV-6DT-ST	Standard Tee w/Cap GA	\$ 435
DV-6DT-STSS	Standard Tee w/Cap SS	\$ 574

6" DuraTech - Anchor

MSRP
USD

DV-6DT-AP	6" DuraTech anchor plate	\$ 139
DV-6DT-AP13X21	13x21 trans anchor plate	\$ 724
DV-6DT-AP17X17	17x17 trans anchor plate	\$ 728
DV-6DT-AP17X21	17x21 trans anchor plate	\$ 739

6" DuraTech - Elbow

MSRP
USD

DV-6DT-E15K	15 Degree Elbow Kit - GA (includes 2 Elbows & 1 Elbow Strap)	\$ 656
DV-6DT-E30K	30 Degree Elbow Kit - GA (includes 2 Elbows & 1 Elbow Strap)	\$ 778
DV-6DT-E15KSS	15 Degree Elbow Kit - SS (includes 2 Elbows & 1 Elbow Strap)	\$ 803
DV-6DT-E30KSS	30 Degree Elbow Kit - SS (includes 2 Elbows & 1 Elbow Strap)	\$ 1,071

6" DuraTech - Firestop/Straps/Support

MSRP
USD

DV-6DT-FRS	Firestop Radiation Shield	\$ 134
DV-6DT-WSSS	Adjustable Wall Strap - SS	\$ 158
DV-6DT-ARS	6" & 8" Adjustable Roof Support	\$ 164
DV-6DT-WT	Wall Thimble	\$ 171
DV-6DT-IS	Attic Insulation Shield	\$ 175
DV-6DT-TSB	Adjustable Tee Support Bracket - GA	\$ 217
DV-6DT-CS24R-2	Square Ceiling Support Box - 24" (Reduced Clearance)	\$ 352
DV-6DT-CS24-2	Square Ceiling Support Box - 24"	\$ 374
DV-6DT-TSBSS	Adjustable Tee Support Bracket - SS	\$ 526

6" DuraTech - Shield/Flashing/Collars

		MSRP USD
DV-6DT-LB	Locking Band	\$ 22
DV-5DT-SC	Storm Collar 5" - 6"	\$ 33
DV-6DT-WTSS	Wall Thimble Exterior Trim - SS	\$ 100
DV-6DT-FC	Finishing Collar	\$ 104
DV-6DT-CTF	Chase top flashing	\$ 115
DV-6DT-RSTC6	Trim Collar for Roof Support 4/12 - 6/12	\$ 134
DV-6DT-RSTC3	Trim Collar for Roof Support 0/12 - 3/12	\$ 134
DV-6DT-F6	Adjustable Roof Flashing 0/12 - 6/12	\$ 178
DV-6DT-RRS	Roof Radiation Shield	\$ 188
DV-6DT-F12	Adjustable Roof Flashing 7/12 - 12/12	\$ 230
DV-6DT-XRS	6DT AD EXTENDED ROOF BRKT	\$ 236
DV-6DT-F6L	Large Base Adjustable Roof Flashing 0/12 - 6/12	\$ 237
DV-6DT-FF	Flat Roof Flashing	\$ 239
DV-6DT-F6DSA	DSA Adjustable Roof Flashing 0/12-6/12	\$ 247
6" DuraTech - Straight Section		
DV-6DT-F18	Adjustable Roof Flashing 13/12 - 18/12	\$ 342
DV-6DT-F12DSA	DSA Adjustable Roof Flashing 7/12-12/12	\$ 395
		MSRP USD
DV-6DT-06	6" Chimney Pipe - GA	\$ 114
DV-6DT-09	9" Chimney Pipe - GA	\$ 141
DV-6DT-06SS	6" Chimney Pipe - SS	\$ 148
DV-6DT-09SS	9" Chimney Pipe - SS	\$ 158
DV-6DT-12	12" Chimney Pipe - GA	\$ 166
DV-6DT-12SS	12" Chimney Pipe - SS	\$ 168
DV-6DT-18	18" Chimney Pipe - GA	\$ 210
DV-6DT-18SS	18" Chimney Pipe - SS	\$ 229
DV-6DT-24	24" Chimney Pipe - GA	\$ 266
DV-6DT-24SS	24" Chimney Pipe - SS	\$ 305
DV-6DT-36	36" Chimney Pipe - GA	\$ 349
DV-6DT-36SS	36" Chimney Pipe - SS	\$ 406
DV-6DT-48	48" Chimney Pipe - GA	\$ 432
DV-6DT-21TA	Adjustable Pipe 14"-21"	\$ 469
DV-6DT-48SS	48" Chimney Pipe - SS	\$ 523
DV-6DT-60CF	60" Chimney Pipe - GA (CF)	\$ 541

6" DuraTech - Termination

		MSRP USD
DV-5DT-SA	Spark Arrestor	\$ 39
DV-6DT-VC	Chimney Cap	\$ 195
DV-6DT-SP	Snow Splitter	\$ 260

6" DVL - Adapter/Increaser/Tee

		MSRP USD
DV-6DVL-ADC	DVL/DuraBlack Adapter w/Trim	\$ 66
DV-6DVL-AD	Adapter Section No Damper	\$ 102
DV-6DVL-ADWD	Adapter Section with Damper	\$ 139
DV-6DVL-T	Double-Wall Black Tee w/Clean-Out Cap	\$ 194

6" DVL - ElbowMSRP
USD

DV-6DVL-E45	45 Degree Double-Wall Black Elbow	\$	150
DV-6DVL-E90	90 Degree Double-Wall Black Elbow	\$	224

6" DVL - Straight SectionMSRP
USD

DV-6DVL-06	6" Double-Wall Black Pipe	\$	108
DV-6DVL-12	12" Double-Wall Black Pipe	\$	115
DV-6DVL-6ADJ	6" Double-Wall Adjustable Black Pipe	\$	117
DV-6DVL-18	18" Double-Wall Black Pipe	\$	137
DV-6DVL-12ADJ	12" Double-Wall Adjustable Black Pipe	\$	143
DV-6DVL-24	24" Double-Wall Black Pipe	\$	189
DV-6DVL-48	48" Double-Wall Black Pipe	\$	291
DV-6DVL-46TA	Telescoping Length 29" - 46"	\$	344
DV-6DVL-68TA	Telescoping Length 40" - 68"	\$	457

14" Dura Vent DuraChimney II - AnchorMSRP
USD

14DCA-AP	Anchor plate	\$	388
14DCA-APD	Anchor plate w/damper	\$	907

Venting - DiscontinuedMSRP
USD

DV-4PVP-CO1	4* CLEAN OUT TEE W/ CAP	\$	82
DV-4PVP-COB1	4*CLEAN OUT TEE W/CAP BLK	\$	101
DV-4PVP-HC2	HORIZONTAL CAP	\$	104
DV-4PVP-T31	INC. TEE W/ CLEAN OUT CAP	\$	222
DV-4PVP-T1	SLG TEE W/ CLEAN OUT CAP	\$	228
DV-4PVP-T3B1	BLK INC TEE W/ CLEAN OUT	\$	249
DV-4PVP-TB1	BLK SIN TEE W/ CLEAN OUT	\$	252

Venting - Discontinued

		MSRP USD
DV-6DT-RCS-2	6 DURATECH RD CLG SPT	\$ 195
DV-6DT-FCS-2	6 DURATECH FLT CLG SP	\$ 229
DV-6DT-CS11-2	6X11 SQ CEILING SPT BOX	\$ 337
DV-6DT-CS36-2	6X36 SQ CEILING SPT	\$ 413

Hearth & Home Technologies

Termination Kits

Prices in USD

Page printed 8/1/2025, 2:05:57 PM CDT

* Please Contact Who You Purchase This Through for MSRP Pricing

Non-stock and custom product cannot be cancelled.

Customer is responsible for freight for orders made outside of assigned RDC facility.

Legacy Components-MultiPk - Elbow

MSRP
USD

DVP90M	90 degree elbow (multi-pack of 4)(for use with legacy Majestic unit made prior to HHT)	\$ 552
--------	--	--------

Legacy Components-MultiPk - Straight Section

MSRP
USD

SLP-20TPM	20" Termination pipe (multi-pack of 6)	\$ 407
DVP-RVT12AM	9"-12" adj. termination pipe (multi-pack of 6)	\$ 509
SLP-RVT12AM	9" - 12" adj. termination pipe (multi-pack of 6)	\$ 509

Legacy Termination Kits - Multi Pk - Termination

MSRP
USD

SLP-RVTM	Rear Vent Termination includes adj Termination Cap, 1" firestop (multi-pack of 4)	\$ 1,005
DVP-RVTM	Rear Vent Termination includes adj Termination Cap, 1" firestop (multi-pack of 4)	\$ 1,005

Legacy Termination Kits - Single Pk - Termination

		MSRP USD
AK4	Outside Combustion Air Kit	\$ 96
SLP-RVTK	Rear Vent Termination Kit includes adj Termination Cap, 1" firestop, 9" - 12" adj. termination pipe	\$ 324
DVP-RVTK	Rear Vent Termination Kit includes adj Termination Cap, 1" firestop, 9" - 12" adj. termination pipe	\$ 324
SLP-HVTK	Horizontal Vent Termination Kit includes adj Termination Cap, 1" firestop, 3" firestop, 90 degree elbow, 9" - 12" adj. termination pipe	\$ 454
DVP-HVTK	Horizontal Vent Termination Kit includes adj Termination Cap, 1" firestop, 3" firestop, 90 degree elbow, 9" - 12" adj. termination pipe	\$ 454
DVP-TRFK	Thru roof flex termination kit includes DVP-TVHW, 24" DVP pipe/roof support and flex adapters	\$ 509
SLP-TRFK	Through roof flex termination kit includes SLP-TVHW, 24" SLP pipe, roof support and flex adapters	\$ 511
DVP-HSFTK	Horizontal Vent Termination Kit includes adj Termination Cap, 1" firestop, 30" Flex and adapters	\$ 562
SLP-HSFTK	Horizontal Vent Termination Kit includes adj Termination Cap, 1" firestop, 42" Flex and adapters	\$ 562

Hearth & Home
Technologies

Fireplace - Gas - Single-Sided

Prices in USD

Page printed 8/1/2025, 2:05:57 PM CDT
Current pricing updated 03/30/2025
* Please Contact Who You Purchase This Through for MSRP Pricing


Non-stock and custom product cannot be cancelled.
Customer is responsible for freight for orders made outside of assigned RDC facility.

DV Linear 36

Includes:

- 16,500 Btu/Hour Input (NG/LP)
- IntelliFire ignition system
- Black firescreen
- Onyx media
- Tempered glass
- Junction box
- Battery backup
- Gas flex connector

- 4" x 6-5/8" top vent collar



No additional items required to complete.

MSRP
USD

DVLINEAR36	DV Linear 36" direct vent fireplace with IntelliFire (NG)	\$ 2,349
------------	---	----------

Conversion Kit

Conversion Kit

LPK-DVLIN36	LP conversion kit	\$ 99
-------------	-------------------	-------

Fronts - Non-Operable

Clean Face Trim

CFTF-36-BK	Clean Face Trim - Black	\$ 459
------------	-------------------------	--------



Clean Face Trim

Heat Management		
Heat Management		
PH-SIDETRIM	Passive Heat trim kit for side discharge (includes 2 side registers)(Starting collars sold separately)	\$ 110
PH-LINEAR	Starting Collars for Non-Ducted Passive Heat (Required when using passive heat - For use with Front, Side, Top Discharges)	\$ 199
PH-FRTRIM-36	Passive Heat Vent Trim Kit For Front Discharge (36")(Starting collars sold separately)	\$ 209
Control, remotes, wall switches		
Remote/Wall Switch/Wall Thermostat		
RCT-MLT-HHT	IPI Remote Control (on/off, fan speed, flame control, temperature readout, thermostat mode, timer mode)	\$ 399
Smart Stat Remote Control		
SMART-STAT-HHT	Remote Control - IPI or SP (on/off, temp readout, thermostat mode, timer mode)	\$ 289
Venting Notes		
Requires 6-5/8" SLP pipe. See venting section.		
Approved for use with PVLP-SLP, PVI-SLP-B and PVV-SLP with PV-IPI-CK kit, power vent wire harness and RC100, 200 or 300 control (order separately). See venting section of manual.		

Reveal 36**Includes:**

- 40,000 Btu/Hour Input (NG)
- 38,000 BTU/Hour Input (LP)
- Traditional Refractory
- Glowing embers, lava rock, vermiculite
- 6 ceramic fiber logs
- Black hood
- Outside air kit
- Junction box
- Gas flex connector
- Manual gas shut-off valve
- 18' control wire
- 6" B-vent collar
- Mesh
- Battery backup

**Special Considerations:**

- Remotes w/ thermostat function only approved for use in a bedroom or bed sitting room in Canada

No additional items required to complete.

MSRP
USD

RBV4236IT	Reveal 36 36" Open Hearth B-Vent Gas Fireplace radiant unit with IntelliFire (NG) with traditional brick refractory	\$ 2,289
-----------	---	----------

Conversion Kit**Conversion Kit**

DCKP-RBV	LP gas conversion kit for IntelliFire	\$ 99
----------	---------------------------------------	-------

Glass Doors - Operable**Glass Bi-Fold Door**

DM1036	Original bi-fold glass doors with black trim	\$ 539
DM1036S	Original bi-fold glass doors with stainless steel trim	\$ 589



Glass Bi-Fold Door

Control, remotes, wall switches**Smart Stat Remote Control**

SMART-STAT-HHT	Remote Control - IPI or SP (on/off, temp readout, thermostat mode, timer mode)	\$ 289
----------------	--	--------

Wall Switch

WSK-21-W	Wall switch kit- White (includes 20 ft of wire)	\$ 40
----------	---	-------

Venting**Insulated Flex Duct - Chimney Air Kits/Flex Duct**

ID4	4" (100mm) insulated flex duct for outside air - includes two 42" (1065mm) sections	\$	87
-----	---	----	----

Uninsulated Flex Duct - Chimney Air Kits/Flex Duct

UD4	4" (100mm) uninsulated flex duct for outside air - includes two 42" (1065mm) sections	\$	56
-----	---	----	----

Adaptor

DG3	Thermal damper	\$	368
-----	----------------	----	-----

Venting Notes

Requires 6" B-vent pipe. See venting section.

Reveal 42**Includes:**

- 43,000 Btu/Hour Input (NG)
- 41,000 Btu/Hour Input (LP)
- Glowing embers, lava rock, vermiculite
- 6 ceramic fiber logs
- Black hood
- Mesh
- Junction box
- Gas flex connector
- Manual gas shut-off valve
- 18' control wire
- 6" B-vent collar
- Outside air kit
- Battery backup
- Traditional Refractory

**Special Considerations:**

- Remotes w/ thermostat function only approved for use in a bedroom or bed sitting room in Canada

No additional items required to complete.

		MSRP USD
RBV4842IT	Reveal 42 42" Open Hearth B-Vent Gas Fireplace radiant unit with IntelliFire (NG) with traditional brick refractory	\$ 2,669

Conversion Kit**Conversion Kit**

DCKP-RBV	LP gas conversion kit for IntelliFire	\$ 99
----------	---------------------------------------	-------

Glass Doors - Operable**Glass Bi-Fold Door**

DM1042	Original bi-fold glass doors with black trim	\$ 669
DM1042S	Original bi-fold glass doors with stainless steel trim	\$ 719



Glass Bi-Fold Door

Control, remotes, wall switches**Smart Stat Remote Control**

SMART-STAT-HHT	Remote Control - IPI or SP (on/off, temp readout, thermostat mode, timer mode)	\$ 289
----------------	--	--------

Wall Switch

WSK-21-W	Wall switch kit- White (includes 20 ft of wire)	\$ 40
----------	---	-------

Venting			
Insulated Flex Duct - Chimney Air Kits/Flex Duct			
ID4	4" (100mm) insulated flex duct for outside air - includes two 42" (1065mm) sections	\$	87
Uninsulated Flex Duct - Chimney Air Kits/Flex Duct			
UD4	4" (100mm) uninsulated flex duct for outside air - includes two 42" (1065mm) sections	\$	56
Adaptor			
DG3	Thermal damper	\$	368
Venting Notes			
Requires 6" B-vent pipe. See venting section			

Hearth & Home Technologies

Fireplace - Gas - Multi-Sided

Page printed 8/1/2025, 2:05:57 PM CDT
Current pricing updated 03/30/2025

* Please Contact Who You Purchase This Through for MSRP Pricing

Prices in USD

Non-stock and custom product cannot be cancelled.

Customer is responsible for freight for orders made outside of assigned RDC facility.

Corner Gas Fireplace L/R-COR

Includes:

- 38,000 - 21,000 BTU/Hour input (NG)
- 35,500 - 20,000 BTU/Hour input (LP)
- Intellifire touch ignition system
- 7 ceramic fiber logs
- Glowing embers, lava rock
- Tempered glass
- Fiber brick refractory
- 12' control wire
- Junction box
- Battery backup
- Gas flex connector
- Manual gas shut off valve



Required to Complete - Sold Separately: • Front (x1) • End panel (x1)

MSRP
USD

RCOR-DV36IN	36" Right Corner Direct Vent Multi Side Top/Rear Gas Fireplace with Intellifire Touch Ignition (NG)	\$ 4,309
LCOR-DV36IN	36" Left Corner Direct Vent Multi Side Top/Rear Gas Fireplace with Intellifire Touch Ignition (NG)	\$ 4,309

Fronts - Non-Operable (Required to Complete)

Corner End Panel

COREP-36BK	Corner end panel Firescreen front - Black	\$ 379
------------	---	--------

Corner Firescreen

COR-36BK	Corner Firescreen front - Black	\$ 299
----------	---------------------------------	--------



Corner End Panel

Corner Firescreen

Conversion Kit		
Conversion Kit		
LPK-MS36-IFT	NG to LP conversion kit 36" multi side units	\$ 99
Fans		
Fan		
GFK-160C	Fan kit 160 CFM (fan only)	\$ 259
GFK-160A	Fan kit 160 CFM (includes rheostat and temperature sensor)	\$ 319
Control, remotes, wall switches		
IntelliFire app		
IFT-WFM	IntelliFire Wi-Fi Module that works with the IntelliFire iOS and Android app. Use to control all the features of your fireplace via a smart device. An RC400, RC450 or RC150 is required for thermostat control	\$ 229
IntelliFire Touch Controls - Aux Module		
IFT-ACM	IntelliFire Touch AUX Module. Must order if adding Fan, Lights or Power Vent and want to use the IFT-WFM. Do not need to order if using IFT-RC400 (includes IFT-ACM).	\$ 98
Remote/Wall Switch/Wall Thermostat		
IFT-RC150	IntelliFire Touch white wireless wall switch (on/off, cold climate, battery strength	\$ 121
Touch Screen Remote		
IFT-RC400	IntelliFire Touch black remote control, docking station and auxiliary control module (on/off, flame height, thermostat mode, fan control, child lock, cold climate, timer mode, hot indicator, lights, on-screen maintenance and troubleshooting notifications)	\$ 389
Wall Switch		
IFT-RC150-HNG	IntelliFire Touch white wireless wall switch (on/off, cold climate, battery strength indicator)	*
IFT-RC150-HTL	IntelliFire Touch white wireless wall switch (on/off, cold climate, battery strength indicator)	*



IntelliFire app



Touch Screen Remote



Wall Switch

Venting Notes

Requires DVP venting. See venting section of install manual.

Approved for SLP venting. See venting section of install manual.

Approved for use with PVLP-SLP, PVI-SLP-B and PVV-SLP with power vent wire harness (order separately) and IFT-RC400 remote. See venting section of manual.

Pier 36**Includes:**

- 38,000 - 21,000 BTU/Hour input (NG)
- 35,500 - 20,000 BTU/Hour input (LP)
- 6 ceramic fiber logs
- Glowing embers, lava rock
- Tempered glass
- Black steel refractory
- 12' control wire
- Junction box
- Battery backup
- IntelliFire Touch ignition system
- Gas flex connector
- Manual gas shut off valve

**Special Considerations:**

- Crushed glass and stone media require the purchase of the STPR-MOD-KIT

Required to Complete - Sold Separately: • Fronts (x2) • End panel (x1)

MSRP
USD

PIER-DV36IN	36" Pier Direct Vent Multi Side Top/Rear Gas Fireplace With IntelliFire Touch ignition (NG)	\$ 4,659
-------------	---	----------

Fronts - Non-Operable (Required to Complete)**Multi Side Front**

MSFR-36-BK	Multi Side Firescreen Front - Black	\$ 349
------------	-------------------------------------	--------



Multi Side Front

End Panels (Required to Complete)**Multi Side Front End Panel**

MSEP-36-BK	Multi Side End Panel Firescreen Front - Black	\$ 379
------------	---	--------

Conversion Kit**Conversion Kit**

LPK-MS36-IFT	NG to LP conversion kit 36" multi side units	\$ 99
STPR-MOD-KIT	Contemporary conversion kit for See Through and Peninsula units (must order media to complete) (for use with standard black metal refractory or Black glass interior panels only)	\$ 619

Media		
Crushed Glass Media		
MEDIA-CLEAR-MS	Glass media, Crystal (translucent white) (must order STPR-MOD-KIT to complete)	\$ 209
MEDIA-FOG-MS	Iced fog media (requires black spray paint to complete) (must order STPR-MOD-KIT to complete)	\$ 259
MEDIA-RED-MS	Glass media, Scarlet (red) (must order STPR-MOD-KIT to complete)	\$ 259
MEDIA-AMBER-MS	Glass media, (Amber) (must order STPR-MOD-KIT to complete)	\$ 259
MEDIA-COBALT-MS	Glass media, Cobalt (blue) (must order STPR-MOD-KIT to complete)	\$ 259
MEDIA-EBONY-MS	Glass media, Ebony (black) (must order STPR-MOD-KIT to complete)	\$ 259
Stone Media		
MEDIA-STONES-30	Large, multi-colored fiber stone media	\$ 219
Liner Kit		
Liner Kit		
LINER-36PIER	Reflective Black glass interior panels for Peninsula	\$ 589
Refractory Upgrade		
Brick Refractory		
WTB36-PR	Traditional brick interior liner 36" Peninsula - Weathered Traditional Brick	\$ 309
Fans		
Fan		
GFK-160C	Fan kit 160 CFM (fan only)	\$ 259
GFK-160A	Fan kit 160 CFM (includes rheostat and temperature sensor)	\$ 319
Control, remotes, wall switches		
Battery Back Up		
BATTERY-WSK	Battery backup wall switch kit for units with IFT control systems. Includes: On/Off Wall Switch, USB-C Port, Battery Backup, Cover Plate, 12' Wire Harness	\$ 189
IntelliFire app		
IFT-WFM	IntelliFire Wi-Fi Module that works with the IntelliFire iOS and Android app. Use to control all the features of your fireplace via a smart device. An RC400, RC450 or RC150 is required for thermostat control	\$ 229
IntelliFire Touch Controls - Aux Module		
IFT-ACM	IntelliFire Touch AUX Module. Must order if adding Fan, Lights or Power Vent and want to use the IFT-WFM. Do not need to order if using IFT-RC400 (includes IFT-ACM).	\$ 98
Remote/Wall Switch/Wall Thermostat		
IFT-RC150	IntelliFire Touch white wireless wall switch (on/off, cold climate, battery strength)	\$ 121

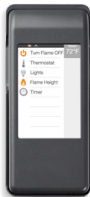
Touch Screen Remote		
IFT-RC400	IntelliFire Touch black remote control, docking station and auxiliary control module (on/off, flame height, thermostat mode, fan control, child lock, cold climate, timer mode, hot indicator, lights, on-screen maintenance and troubleshooting notifications)	\$ 389
Wall Switch		
IFT-RC150-HTL	IntelliFire Touch white wireless wall switch (on/off, cold climate, battery strength indicator)	*
IFT-RC150-HNG	IntelliFire Touch white wireless wall switch (on/off, cold climate, battery strength indicator)	*



Battery Back Up



IntelliFire app



Touch Screen Remote



Wall Switch

Venting Notes	
Requires DVP venting. See venting section of install manual.	
Approved for SLP venting. See venting section of install manual.	
Approved for use with PVLP-SLP, PVI-SLP-B and PVV-SLP with power vent wire harness (order separately) and IFT-RC400 remote. See venting section of manual.	

See Through 36**Includes:**

- 38,000 - 21,000 BTU/Hour input (NG)
- 35,500 - 20,000 BTU/Hour input (LP)
- 6 ceramic fiber logs
- Glowing embers, lava rock
- Tempered glass
- Black steel refractory
- 12' control wire
- Junction box
- Battery backup
- IntelliFire Touch ignition system
- Gas flex connector
- Manual gas shut off valve

**Special Considerations:**

- Crushed glass and stone media require the purchase of the STPR-MOD-KIT

Required to Complete - Sold Separately: • Fronts (x2)

MSRP
USD

ST-DV36IN	36" See Through Direct Vent Multi Side Top/Rear Gas Fireplace With IntelliFire Touch Ignition (NG)	\$ 4,739
-----------	--	----------

Fronts - Non-Operable (Required to Complete)**Multi Side Front**

MSFR-36-BK	Multi Side Firescreen Front - Black	\$ 349
------------	-------------------------------------	--------



Multi Side Front

Conversion Kit**Conversion Kit**

LPK-MS36-IFT	NG to LP conversion kit 36" multi side units	\$ 99
STPR-MOD-KIT	Contemporary conversion kit for See Through and Peninsula units (must order media to complete) (for use with standard black metal refractory or Black glass interior panels only)	\$ 619

Media		
Crushed Glass Media		
MEDIA-CLEAR-MS	Glass media, Crystal (translucent white) (must order STPR-MOD-KIT to complete)	\$ 209
MEDIA-AMBER-MS	Glass media, (Amber) (must order STPR-MOD-KIT to complete)	\$ 259
MEDIA-COBALT-MS	Glass media, Cobalt (blue) (must order STPR-MOD-KIT to complete)	\$ 259
MEDIA-RED-MS	Glass media, Scarlet (red) (must order STPR-MOD-KIT to complete)	\$ 259
MEDIA-EBONY-MS	Glass media, Ebony (black) (must order STPR-MOD-KIT to complete)	\$ 259
MEDIA-FOG-MS	Iced fog media (requires black spray paint to complete) (must order STPR-MOD-KIT to complete)	\$ 259
Stone Media		
MEDIA-STONES-30	Large, multi-colored fiber stone media	\$ 219
Liner Kit		
Liner Kit		
LINER-36ST	Reflective Black glass interior panels for See-Through	\$ 659
Refractory Upgrade		
Brick Refractory		
WTB36-ST	Traditional brick interior liner 36" See Through - Weathered Traditional Brick	\$ 399
Fans		
Fan		
GFK-160C	Fan kit 160 CFM (fan only)	\$ 259
GFK-160A	Fan kit 160 CFM (includes rheostat and temperature sensor)	\$ 319
Control, remotes, wall switches		
Battery Back Up		
BATTERY-WSK	Battery backup wall switch kit for units with IFT control systems. Includes: On/Off Wall Switch, USB-C Port, Battery Backup, Cover Plate, 12' Wire Harness	\$ 189
IntelliFire app		
IFT-WFM	IntelliFire Wi-Fi Module that works with the IntelliFire iOS and Android app. Use to control all the features of your fireplace via a smart device. An RC400, RC450 or RC150 is required for thermostat control	\$ 229
IntelliFire Touch Controls - Aux Module		
IFT-ACM	IntelliFire Touch AUX Module. Must order if adding Fan, Lights or Power Vent and want to use the IFT-WFM. Do not need to order if using IFT-RC400 (includes IFT-ACM).	\$ 98
Remote/Wall Switch/Wall Thermostat		
IFT-RC150	IntelliFire Touch white wireless wall switch (on/off, cold climate, battery strength)	\$ 121

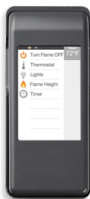
Touch Screen Remote		
IFT-RC400	IntelliFire Touch black remote control, docking station and auxiliary control module (on/off, flame height, thermostat mode, fan control, child lock, cold climate, timer mode, hot indicator, lights, on-screen maintenance and troubleshooting notifications)	\$ 389
Wall Switch		
IFT-RC150-HNG	IntelliFire Touch white wireless wall switch (on/off, cold climate, battery strength indicator)	*
IFT-RC150-HTL	IntelliFire Touch white wireless wall switch (on/off, cold climate, battery strength indicator)	*



Battery Back Up



IntelliFire app



Touch Screen Remote



Wall Switch

Venting Notes	
Requires DVP venting. See venting section of install manual.	
Approved for SLP venting. See venting section of install manual.	
Approved for use with PVLP-SLP, PVI-SLP-B and PVV-SLP with power vent wire harness (order separately) and IFT-RC400 remote. See venting section of manual.	

Hearth & Home Technologies

Fireplace - Wood - Single-Sided

Page printed 8/1/2025, 2:05:57 PM CDT
Current pricing updated 03/30/2025

* Please Contact Who You Purchase This Through for MSRP Pricing

Prices in USD

Non-stock and custom product cannot be cancelled.

Customer is responsible for freight for orders made outside of assigned RDC facility.

Pioneer II

Includes:

- 68,200 Peak Btu/Hour Output
- Automatic Combustion Control
- Front and single cast iron arched door
- Dual fans with speed control
- Welded steel firebox
- CAK4A
- Outside air hood
- Attic insulation shield
- 2.7 cu/ft firebox



Special Considerations:

- Advanced Technology Product training required before product ships
- Certified to 2020 EPA emissions standards

No additional items required to complete.

MSRP
USD

PIONEER-II-ARC	Wood fireplace, with classic black front and single arch door	\$ 6,389
PIONEER-II-REC	Wood fireplace, with classic black front and single rectangle door	\$ 6,389

Options & Accessories

Finishing Template

TMP-MED-ARC	Metal Finishing Template - Arched	\$ 199
TMP-MED-REC	Metal Finishing Template - Rectangle	\$ 199

Lintel Bar

LINTELBAR-HHT	Lintel bar	\$ 359
---------------	------------	--------

Heat Management

Heat Zone Kit

HEAT-ZONE-WD-C	Heat distribution kit (includes fan, grille cover, fireplace adaptor, and adjustment control) requires 6" vent for ducting	\$ 399
----------------	--	--------

Floor Protector (HP)**Micore Hearth Extension - Hearth Extension**

HX4M	Hearth extension for all size models 5pcs (48" x 20") & 5pcs (22" x 20") to equal 5 full sheets at (70"x 20"x 1/2")	\$	429
------	---	----	-----

Venting**Outside Air Kit**

OA-RD-6	Outside air elbow kit (used to offset outside air starting collar)	\$	60
---------	--	----	----

Venting Notes

Requires SL300 or 8" DuraPlus pipe with the DuraPlus base plate. See venting section

When using 8" DuraPlus use DV-6DP-IS attic insulation shield

Pioneer III**Includes:**

- up to 85,175 Peak Btu/Hour Output
- Smart Burn Technology
- Single cast iron door
- 400 CFM fan system
- Fan air kit grill
- Welded steel firebox
- CAK4A
- Outside air hood
- Attic insulation shield
- 4.1 cu/ft firebox

**Special Considerations:**

- Certified to 2020 EPA emissions standards

Required to Complete - Sold Separately:

- Front
- Venting Boot and Flex Venting for Fan Air Kit
- Advanced Technology Product training required before product ships

MSRP
USD

PIONEER-III-ARC	Wood Fireplace with Arch door, classic black	\$ 6,029
PIONEER-III-REC	Wood Fireplace with Rectangular door, classic black	\$ 6,029

Fronts - Non-Operable (Required to Complete)**Forged Arch Front**

DF-PIII-FA	Forged arch front, classic black	\$ 1,399
------------	----------------------------------	----------

Mission Arch Front

DF-PIII-MA	Mission arch front, classic black	\$ 769
------------	-----------------------------------	--------

Mission Rectangular Front

DF-PIII-MR	Mission rectangular front, classic black	\$ 769
------------	--	--------



Forged Arch Front



Mission Arch Front



Mission Rectangular Front

Options & Accessories**Finishing Template**

TMP-PIIIR	Reusable metal finishing template for the Pioneer III-REC	\$ 289
TMP-PIIIA	Reusable metal finishing template for the Pioneer III-ARC	\$ 289

Heat Management		
Heat Zone Kit		
HEAT-ZONE-WD-C	Heat distribution kit (includes fan, grille cover, fireplace adaptor, and adjustment control) requires 6" vent for ducting	\$ 399
Floor Protector (HP)		
Micore Hearth Extension - Hearth Extension		
HX4M	Hearth extension for all size models 5pcs (48" x 20") & 5pcs (22" x 20") to equal 5 full sheets at (70"x 20"x 1/2")	\$ 429
Service Parts		
Service Parts		
LINTELBAR-PIII	LINTEL BAR	\$ 359
Venting Notes		
Requires SL300 or 8" DuraPlus pipe with the DuraPlus base plate. See venting section		
When using 8" DuraPlus use DV-6DP-IS attic insulation shield		

Hearth & Home Technologies

Fireplace Outdoor - Gas - Single-Sided

Page printed 8/1/2025, 2:05:57 PM CDT
Current pricing updated 03/30/2025

* Please Contact Who You Purchase This Through for MSRP Pricing

Prices in USD

Non-stock and custom product cannot be cancelled.

Customer is responsible for freight for orders made outside of assigned RDC facility.

Courtyard 36

Includes:

- Clean face & flush hearth design
- Stainless steel pull screens
- Wall switch with outdoor control box
- 55,000 BTUs (NG), 53,000 BTUs (LP)
- 36" X 30" viewing area
- UL/ULC Listed



Required to Complete - Sold Separately:

- Hearth Kit (GR-ODCOUG) & choice of log set (SD/HDLOGS-ODCOUG)
- Units are built NG. Conversion kit required for LP.
- Choice of refractory required for ODCOUG-36NR

MSRP
USD

ODCOUG-36NR	36" Courtyard Outdoor Fireplace, refractory required	\$ 2,569
ODCOUG-36TS	36" Courtyard Outdoor Fireplace, Traditional Stacked Concrete Refractory	\$ 2,949

Hearth Kit (Required to Complete)

Hearth Kit

GR-ODCOUG	Stainless steel grate with lava rock	\$ 369
-----------	--------------------------------------	--------

Gas Logs - Log Set Option (Required to Complete)

Log Set - Traditional

SDLOGS-ODCOUG	Standard definition log set, requires GR-ODCOUG to complete	\$ 429
HDLOGS-ODCOUG	High definition log set, requires GR-ODCOUG to complete	\$ 809

Refractory (Required to Complete)		
Courtyard Refractory for -NR Units		
ODCOUG-36SSL	36" Courtyard Outdoor Fireplace, Stainless Steel Refractory	\$ 479
ODCOUG-36BTR	36" Courtyard Outdoor Fireplace, Brown Traditional Refractory	\$ 489
ODCOUG-36GTR	36" Courtyard Outdoor Fireplace, Gray Traditional Refractory	\$ 489
ODCOUG-36BKTR	36" Courtyard Outdoor Fireplace, Black Traditional Refractory	\$ 509
ODCOUG-36GHR	36" Courtyard Outdoor Fireplace, Gray Herringbone Refractory	\$ 569
ODCOUG-36BHR	36" Courtyard Outdoor Fireplace, Brown Herringbone Refractory	\$ 569
ODCOUG-36BKHR	36" Courtyard Outdoor Fireplace, Black Herringbone Refractory	\$ 589
LP Conversion Kit		
Courtyard Conversion Kits		
ODCOUG-LPK	LP conversion kit for the Courtyard fireplace	\$ 99
ODCOUG-NGK	NG conversion kit for the Courtyard fireplace	\$ 99
Firescreens		
Courtyard Screen		
ODCOUG-36SCN	Framed mesh hang-on screen for Courtyard 36"	\$ 609
Options & Accessories		
Outdoor Gas Drain Pan		
ODGSDP-36	36" Outdoor Drain Pan	\$ 105
ODGSDPFLT-36	36" Outdoor Drain Pan for rubber roof installs	\$ 105
Outdoor Vent Free Pan		
ODCOUG-VFP	Vent Free pan for the Courtyard Outdoor Fireplace	\$ 131
Control, remotes, wall switches		
Wired Wall Timer		
WWT	Wall Control Panel (30, 60, 120 minutes)	\$ 118
Venting Notes		
No venting is required with this unit		

Courtyard 42**Includes:**

- Clean face & flush hearth design
- 55,000 BTUs (NG), 53,000 BTUs (LP)
- Wall switch with outdoor control box
- 42" X 30" viewing area
- Stainless steel pull screens
- UL/ULC Listed



Required to Complete - Sold Separately:

- Hearth Kit (GR-ODCOUG) & choice of log set (SD/HDLOGS-ODCOUG)
- Choice of refractory required for ODCOUG-42NR
- Units are built NG. Conversion kit required for LP.

MSRP
USD

ODCOUG-42NR	42" Courtyard Outdoor Fireplace, refractory required	\$ 2,899
ODCOUG-42TS	42" Courtyard Outdoor Fireplace, Traditional Stacked Concrete Refractory	\$ 3,279

Hearth Kit (Required to Complete)**Hearth Kit**

GR-ODCOUG	Stainless steel grate with lava rock	\$ 369
-----------	--------------------------------------	--------

Gas Logs - Log Set Option (Required to Complete)**Log Set - Traditional**

SDLOGS-ODCOUG	Standard definition log set, requires GR-ODCOUG to complete	\$ 429
HDLOGS-ODCOUG	High definition log set, requires GR-ODCOUG to complete	\$ 809

Refractory (Required to Complete)**Courtyard Refractory for -NR Units**

ODCOUG-42SSL	42" Courtyard Outdoor Fireplace, Stainless Steel Refractory	\$ 489
ODCOUG-42GTR	42" Courtyard Outdoor Fireplace, Gray Traditional Refractory	\$ 529
ODCOUG-42BTR	42" Courtyard Outdoor Fireplace, Brown Traditional Refractory	\$ 529
ODCOUG-42BKTR	42" Courtyard Outdoor Fireplace, Black Traditional Refractory	\$ 549
ODCOUG-42BHR	42" Courtyard Outdoor Fireplace, Brown Herringbone Refractory	\$ 599
ODCOUG-42GHR	42" Courtyard Outdoor Fireplace, Gray Herringbone Refractory	\$ 599
ODCOUG-42BKHR	42" Courtyard Outdoor Fireplace, Black Herringbone Refractory	\$ 619

LP Conversion Kit**Courtyard Conversion Kits**

ODCOUG-LPK	LP conversion kit for the Courtyard fireplace	\$ 99
ODCOUG-NGK	NG conversion kit for the Courtyard fireplace	\$ 99

Firescreens**Courtyard Screen**

ODCOUG-42SCN	Framed mesh hang-on screen for Courtyard 42"	\$ 709
--------------	--	--------

Options & Accessories**Outdoor Gas Drain Pan**

ODGSDPFLT-42	42" Outdoor Drain Pan for rubber roof installs	\$	121
ODGSDP-42	42" Outdoor Drain Pan	\$	121

Outdoor Vent Free Pan

ODCOUG-VFP	Vent Free pan for the Courtyard Outdoor Fireplace	\$	131
------------	---	----	-----

Control, remotes, wall switches**Wired Wall Timer**

WWT	Wall Control Panel (30, 60, 120 minutes)	\$	118
-----	--	----	-----

Venting Notes

No venting is required with this unit

Lanai 48**Includes:**

- Multicolored LED lights
- Crystal glass media
- Glass wind guard
- Wall control with 15' of wire and junction box
- Gas flex connector
- 55,000 BTUs (NG & LP)
- 48" x 17" viewing area
- UL/ULC listed



Required to Complete - Sold Separately: • Units are built NG. Conversion kit required for LP.

MSRP
USD

ODLANAIG-48	48" Lanai outdoor linear fireplace with IntelliFire Ignition, Single-sided	\$ 4,439
-------------	--	----------

Conversion Kit**Conversion Kit**

LPK-ODLANAIG48	LP Conversion Kit - 48" Lanai	\$ 129
----------------	-------------------------------	--------

Firescreens**Lanai Screen**

ODLANAIG-48SCN	Framed Screen Barrier - 48" Lanai	\$ 409
----------------	-----------------------------------	--------



Lanai Screen

Clean Face Kit**Lanai CF Kit**

ODLANAIG-48CFT	Clean Face Trim Kit - 48" Lanai	\$ 279
----------------	---------------------------------	--------

Gas Logs - Log Set Option**Log Accessories**

CDLS	Driftwood Log Set	\$ 589
------	-------------------	--------

Media		
Crushed Glass Media		
MEDIA-CLEAR-48	Glass media, crystal (translucent white)	\$ 259
MEDIA-EBONY-48	Glass media, ebony (black)	\$ 369
MEDIA-AMBER-48	Glass media, amber	\$ 369
MEDIA-RED-48	Glass media, scarlet (red)	\$ 369
MEDIA-COBALT-48	Glass media, cobalt (blue)	\$ 369
MEDIA		
STONEKIT	Stone Kit	\$ 149
Options & Accessories		
Options & Accessories		
ODLANAIG-48DP	Drain Pan - 48" Lanai	\$ 229
Venting Notes		
No venting is required with this unit.		

Lanai 60**Includes:**

- Multicolored LED lights
- Crystal glass media
- Glass wind guard
- Wall control with 14' of wire and junction box
- Gas flex connector
- 65,000 BTUs (NG & LP)
- 60" x 17" viewing area
- UL/ULC listed



Required to Complete - Sold Separately: • Units are built NG. Conversion kit required for LP.

MSRP
USD

ODLANAIG-60	60" Lanai outdoor linear fireplace with IntelliFire Ignition, Single-sided	\$ 4,789
-------------	--	----------

Conversion Kit**Conversion Kit**

LPK-ODLANAIG60	LP Conversion Kit - 60" Lanai	\$ 149
----------------	-------------------------------	--------

Firescreens**Lanai Screen**

ODLANAIG-60SCN	Framed Screen Barrier - 60" Lanai	\$ 479
----------------	-----------------------------------	--------



Lanai Screen

Clean Face Kit**Lanai CF Kit**

ODLANAIG-60CFT	Clean Face Trim Kit - 60" Lanai	\$ 299
----------------	---------------------------------	--------

Gas Logs - Log Set Option**Log Accessories**

CDLS	Driftwood Log Set	\$ 589
------	-------------------	--------

Media		
Crushed Glass Media		
MEDIA-CLEAR-60	Glass media, crystal (translucent white)	\$ 369
MEDIA-COBALT-60	Glass media, cobalt (blue)	\$ 479
MEDIA-AMBER-60	Glass media, amber	\$ 479
MEDIA-EBONY-60	Glass media, ebony (black)	\$ 479
MEDIA-RED-60	Glass media, scarlet (red)	\$ 479
MEDIA		
STONEKIT	Stone Kit	\$ 149
Options & Accessories		
Options & Accessories		
ODLANAIG-60DP	Drain Pan - 60" Lanai	\$ 249
Venting Notes		
No venting is required with this unit.		

Vesper 36**Includes:**

- Stainless steel construction
- Optional mesh cabinet style doors
- 38,000 BTUs
- 36" x 27" viewing area
- UL/ULC Listed



Required to Complete - Sold Separately:

- Add the Lumonessen outdoor burner LUM-OD-PM (LP) or LUM-OD-NM (NG)
- Select a log set: Mezmer logs, Mezmer split logs, or Mountain Oak logs

		MSRP USD
VOFB36-T	36" Vesper Outdoor Firebox - Traditional Concrete Refractory	\$ 1,289
VOFB36-H	36" Vesper Outdoor Firebox - Herringbone Concrete Refractory	\$ 1,319

Gas Logs - Log Set Option (Required to Complete)**Mezmer**

MZMR-24	24" Mezmer Log Set	\$ 229
---------	--------------------	--------

Mezmer Split

MZMRSP-24	24" Mezmer Split Log Set	\$ 229
-----------	--------------------------	--------

Mountain Oak

MTNOK-24	24" Mountain Oak Log Set	\$ 229
----------	--------------------------	--------



Mezmer



Mezmer Split



Mountain Oak

Gas Logs - Burner Option Outdoor (Required to Complete)**Lumonessen Outdoor**

LUM-OD-NM	Lumonessen Outdoor Burner: Manual Ignition, NG: 19,000 MIN - 38,000 MAX BTUs	\$ 819
LUM-OD-PM	Lumonessen Outdoor Burner: Manual Ignition, LP: 31,000 MIN - 38,000 MAX BTUs	\$ 819



Lumonessen Outdoor

Mesh Doors - Operable		
Mesh Door		
VOFBSD-36	36" Vesper Stainless Steel Mesh Cabinet Style Doors	\$ 1,099



Mesh Door

Options & Accessories		
Outdoor Gas Drain Pan		
ODGSDPFLT-36	36" Outdoor Drain Pan for rubber roof installs	\$ 105
ODGSDP-36	36" Outdoor Drain Pan	\$ 105

Venting Notes	
Venting is not required with this unit	

Vesper 42**Includes:**

- Stainless steel construction
- Optional mesh cabinet style doors
- 38,000 BTUs
- 42" x 27" viewing area
- UL/ULC Listed



Required to Complete - Sold Separately:

- Add the Lumonessen outdoor burner LUM-OD-PM (LP) or LUM-OD-NM (NG)
- Select a log set: Mezmer logs, Mezmer split logs, or Mountain Oak logs

		MSRP USD
VOFB42-T	42" Vesper Outdoor Firebox - Traditional Refractory	\$ 1,859
VOFB42-H	42" Vesper Outdoor Firebox - Herringbone Refractory	\$ 1,869

Gas Logs - Log Set Option (Required to Complete)**Mezmer**

MZMR-30	30" Mezmer Log Set	\$ 259
---------	--------------------	--------

Mezmer Split

MZMRSP-30	30" Mezmer Split Log Set	\$ 259
-----------	--------------------------	--------

Mountain Oak

MTNOK-30	30" Mountain Oak Log Set	\$ 259
----------	--------------------------	--------



Mezmer



Mezmer Split



Mountain Oak

Gas Logs - Burner Option Outdoor (Required to Complete)**Lumonessen Outdoor**

LUM-OD-NM	Lumonessen Outdoor Burner: Manual Ignition, NG: 19,000 MIN - 38,000 MAX BTUs	\$ 819
LUM-OD-PM	Lumonessen Outdoor Burner: Manual Ignition, LP: 31,000 MIN - 38,000 MAX BTUs	\$ 819



Lumonessen Outdoor

Mesh Doors - Operable		
Mesh Door		
VOFBSD-42	42" Vesper Stainless Steel Mesh Cabinet Style Doors	\$ 1,219



Mesh Door

Options & Accessories		
Outdoor Gas Drain Pan		
ODGSDP-42	42" Outdoor Drain Pan	\$ 121
ODGSDPFLT-42	42" Outdoor Drain Pan for rubber roof installs	\$ 121

Venting Notes	
No venting is required with this unit	

Hearth & Home Technologies

Fireplace Outdoor - Wood - Single-Sided

Page printed 8/1/2025, 2:05:57 PM CDT
Current pricing updated 03/30/2025

* Please Contact Who You Purchase This Through for MSRP Pricing

Prices in USD

Non-stock and custom product cannot be cancelled.

Customer is responsible for freight for orders made outside of assigned RDC facility.

Castlewood 42

Includes:

- Expansive 38" high firebox opening
- Stainless steel mesh curtain screens
- Black grate
- Transition collar
- Dual gas knockouts
- Outside air hoods
- 41-7/8" x 38" viewing area
- UL & ULC listed



Required to Complete - Sold Separately: • Brick interior panels for an authentic masonry look

MSRP
USD

ODCASTLEWD-42-B	42" Castlewood Outdoor Wood Firebox	\$ 3,489
-----------------	-------------------------------------	----------

Brick Panels (Required to Complete)

Castlewood 42-B Refractory

WDRAV-42T	42" Wood Traditional Stacked Refractory-Antler Velvet	\$ 1,099
-----------	---	----------

WDRAV-42H	42" Wood Herringbone Refractory-Antler Velvet	\$ 1,529
-----------	---	----------

Glass Doors - Operable

Outdoor Glass Bi-Fold Door

ODGF42BZ-B	Premium outdoor glass bi-fold door with stainless steel construction, bronze finish	\$ 2,519
------------	---	----------



Outdoor Glass Bi-Fold Door

Mortar		
Refractory Mortar		
MMMORTR	10 lbs. Mortar (TRAD: 1 required, HERR: 2 required)	\$ 99
Options & Accessories		
Outdoor Gas Drain Pan		
ODCASTLEWD-42DP	Drain Pan for 42" Castlewood	\$ 219
Venting		
SL1100 Wood Pipe - Single Pack - Chimney Air Kits/Flex Duct Dimensions: 11" Inner / 13" Outer		
CAK8A	Chimney air kit (For use with BIR42 and RUTHERFORD-42, ODCASTLEWD-42)	\$ 153
Venting Notes		
Requires SL1100 series pipe. See Venting section.		
Cooling hood or all non-combustible materials are required.		
Canada: Requires SL400 series pipe, SLA10 and CAK8A. See Venting section.		

Cottagewood 36**Includes:**

- Mineral Gray Traditional or Herringbone refractory liners
- Dual gas knockouts
- Convenient damper control
- Stainless steel facings
- Stainless steel safety screens
- Outside air kit
- Black grate
- UL/ULC listed
- Viewing area: 36" x 28 1/2"



Required to Complete - Sold Separately: • Flex Duct

MSRP
USD

ODCTGWD-36	Cottagewood 36" Outdoor Wood-Burning Fireplace with Gray Traditional refractory	\$ 3,089
ODCTGWD-36H	Cottagewood 36" Outdoor Wood-Burning Fireplace with Gray Herringbone refractory	\$ 3,129

Venting (Required to Complete)**Insulated Flex Duct - Chimney Air Kits/Flex Duct**

ID4	4" (100mm) insulated flex duct for outside air - includes two 42" (1065mm) sections	\$ 87
-----	---	-------

Uninsulated Flex Duct - Chimney Air Kits/Flex Duct

UD4	4" (100mm) uninsulated flex duct for outside air - includes two 42" (1065mm) sections	\$ 56
-----	---	-------

4" Insulated Flex Duct

FLEXDUCT4AI	4" (102mm) insulated flex duct for outside air - 25'	\$ 79
-------------	--	-------

SL400 Series Pipe - Term Kits & Acc - Sng Pk - Chimney Air Kits/Flex Duct

CAK5A	Chimney air kit for SL1100 and SL400 series pipe (required in Canada)	\$ 142
-------	---	--------

Doors - Operable**Cottagewood Glass Doors**

DM6036-S	36" stainless steel bi-fold doors for the 36" Cottagewood	\$ 509
----------	---	--------

Miscellaneous**Cottagewood Drain Pans**

ODCTGWD-DP36	Drain pan for the 36" Cottagewood	\$ 179
--------------	-----------------------------------	--------

Freestanding Kits

ODCTGWD-FSK36	Extended smoke shelf for use when unit is installed as a freestanding fireplace and the venting is reduced below the required minimum. See install manual for requirements.	\$ 189
---------------	---	--------

Venting Notes

Requires SL1100 series chimney. See Venting section.

Extended smoke shield in the ODCTGWD-FSK (36/42) is for freestanding fireplace installs and reduces min vent height to 9.5'. See install manual for all requirements.

Canada uses SL400 series chimney and requires SLA-10 and CAK5A

Cottagewood 42**Includes:**

- Mineral Gray Traditional or Herringbone refractory liners
- Dual gas knockouts
- Convenient damper control
- Stainless steel facings
- Stainless steel safety screens
- Outside air kit
- Black grate
- UL/ULC listed
- Viewing area: 42" x 28 1/2"



Required to Complete - Sold Separately: • Flex Duct

MSRP
USD

ODCTGWD-42	Cottagewood 42" Outdoor Wood-Burning Fireplace with Gray Traditional refractory	\$ 3,189
ODCTGWD-42H	Cottagewood 42" Outdoor Wood-Burning Fireplace with Gray Herringbone refractory	\$ 3,239

Venting (Required to Complete)**Insulated Flex Duct - Chimney Air Kits/Flex Duct**

ID4	4" (100mm) insulated flex duct for outside air - includes two 42" (1065mm) sections	\$ 87
-----	---	-------

Uninsulated Flex Duct - Chimney Air Kits/Flex Duct

UD4	4" (100mm) uninsulated flex duct for outside air - includes two 42" (1065mm) sections	\$ 56
-----	---	-------

4" Insulated Flex Duct

FLEXDUCT4AI	4" (102mm) insulated flex duct for outside air - 25'	\$ 79
-------------	--	-------

SL400 Series Pipe - Term Kits & Acc - Sng Pk - Chimney Air Kits/Flex Duct

CAK5A	Chimney air kit for SL1100 and SL400 series pipe (required in Canada)	\$ 142
-------	---	--------

Doors - Operable**Cottagewood Glass Doors**

DM8042-S	42" stainless steel bi-fold doors for the 42" Cottagewood	\$ 649
----------	---	--------

Miscellaneous**Cottagewood Drain Pans**

ODCTGWD-DP42	Drain pan for the 42" Cottagewood	\$ 199
--------------	-----------------------------------	--------

Freestanding Kits

ODCTGWD-FSK42	Extended smoke shelf for use when unit is installed as a freestanding fireplace and the venting is reduced below the required minimum. See install manual for requirements.	\$ 209
---------------	---	--------

Venting Notes

Requires SL1100 series chimney. See Venting section.

When utilizing extended smoke shield in the ODCTGWD-FSK (36/42), the unit is installed as a freestanding fireplace and the venting can be reduced to 9.5' min. See install manual for requirements.

Canada uses SL400 series chimney and requires SLA-10 and CAK5A

Villawood 36**Includes:**

- Traditional or herringbone brick interior
- Grate
- Stainless steel mesh curtain screens
- Dual gas knockouts
- Outside air standard
- UL & ULC listed
- 36" x 20-7/8" viewing area



No additional items required to complete.

MSRP
USD

ODVILLA-36T-B	36" Outdoor Villa Wood Firebox - Traditional Refractory	\$ 1,539
ODVILLA-36H-B	36" Outdoor Villa Wood Firebox - Herringbone Refractory	\$ 1,589

Doors - Operable**Villawood Glass Door 36**

ODVGF-36	36" Bi-fold glass doors	\$ 589
----------	-------------------------	--------



Villawood Glass Door 36

Options & Accessories**Options & Accessories**

ODVILLA-36DP	Drain Pan for 36" ODVILLA	\$ 169
--------------	---------------------------	--------

Venting Notes

Requires SL300 series pipe. See Venting section.

Villawood 42**Includes:**

- Traditional or herringbone brick interior
- Grate
- Stainless steel mesh curtain screens
- Dual gas knockouts
- Outside air standard
- UL & ULC listed
- 42" x 20-7/8" viewing area



No additional items required to complete.

MSRP
USD

ODVILLA-42T-B	42" Outdoor Villa Wood Firebox - Traditional Refractory	\$ 1,759
ODVILLA-42H-B	42" Outdoor Villa Wood Firebox - Herringbone Refractory	\$ 1,809

Doors - Operable**Villawood Glass Door 42**

ODVGF-42	42" Bi-fold glass doors	\$ 729
----------	-------------------------	--------



Villawood Glass Door 42

Options & Accessories**Options & Accessories**

ODVILLA-42DP	Drain Pan for 36" ODVILLA	\$ 179
--------------	---------------------------	--------

Venting Notes

Requires SL300 series pipe. See Venting section.

Hearth & Home Technologies

Fireplace Outdoor - Gas - Multi-Sided

Page printed 8/1/2025, 2:05:57 PM CDT
Current pricing updated 03/30/2025

* Please Contact Who You Purchase This Through for MSRP Pricing

Prices in USD

Non-stock and custom product cannot be cancelled.

Customer is responsible for freight for orders made outside of assigned RDC facility.

Fortress 36 Indoor/Outdoor See-Through Gas Fireplace

Includes:

- Anti-reflective glass
- Touch screen remote control (RC400)
- Halogen accent lights
- Factory installed outdoor kit
- Both Indoor and Outdoor Screen
- 56,000-38,000 BTUs (NG)
- 59,000-44,000 BTUs (LP)
- 36" x 30" viewing area
- CSA design certified
- Not available for sale in Rhode Island



Required to Complete - Sold Separately:

- Traditional or herringbone brick interior.
- Units are built NG. Conversion kit required for LP.

MSRP
USD

ODFORTG-36	Fortress indoor/outdoor gas fireplace with IntelliFire Touch ignition system, see-through	\$ 10,079
------------	---	-----------

Brick Panels (Required to Complete)

Fortress Brick Panels

ODFORTG36-IT	Fortress traditional brick refractory	\$ 459
ODFORTG36-IH	Fortress herringbone brick refractory	\$ 519

Conversion Kit

Conversion Kit

LPK-ODFORTG-36	LP conversion kit for Fortress	\$ 99
----------------	--------------------------------	-------

Control, remotes, wall switches

IntelliFire app

IFT-WFM	IntelliFire Wi-Fi Module that works with the IntelliFire iOS and Android app. Use to control all the features of your fireplace via a smart device. An RC400, RC450 or RC150 is required for thermostat control	\$ 229
---------	---	--------

Remote/Wall Switch/Wall Thermostat		
------------------------------------	--	--

IFT-RC150	IntelliFire Touch white wireless wall switch (on/off, cold climate, battery strength	\$ 121
-----------	--	--------

Touch Screen Remote		
---------------------	--	--

IFT-RC400	IntelliFire Touch black remote control, docking station and auxiliary control module (on/off, flame height, thermostat mode, fan control, child lock, cold climate, timer mode, hot indicator, lights, on-screen maintenance and troubleshooting notifications)	\$ 389
-----------	---	--------

Wall Switch		
-------------	--	--

IFT-RC150-HNG	IntelliFire Touch white wireless wall switch (on/off, cold climate, battery strength indicator)	*
IFT-RC150-HTL	IntelliFire Touch white wireless wall switch (on/off, cold climate, battery strength indicator)	*



IntelliFire app



Touch Screen Remote



Wall Switch


Venting Notes

Requires 8" DVP pipe. Must have a 24" minimum vertical vent before attaching a 90° elbow to unit. See venting section.
--

Approved for use with PVLP-SLP and PVI-SLP-B with power vent wire harness (order separately). See venting section of manual.
--

Lanai 48 See-Through**Includes:**

- Multi-colored LED lights
- Crystal glass media
- Glass wind guards
- Wall control with LED lights
- Gas flex connector
- 15' wire harness for wall control
- 48" x 17" viewing area
- 55,000 BTUs (NG & LP)
- UL/ULC listed



Required to Complete - Sold Separately: • Units are built NG. Conversion kit required for LP.

MSRP
USD

ODLANAIGST-48	48" Lanai outdoor linear fireplace with IntelliFire Ignition, See-through	\$ 5,009
---------------	---	----------

Conversion Kit**Conversion Kit**

LPK-ODLANAIG48	LP Conversion Kit - 48" Lanai	\$ 129
----------------	-------------------------------	--------

Firescreens**Lanai Screen**

ODLANAIG-48SCN	Framed Screen Barrier - 48" Lanai	\$ 409
----------------	-----------------------------------	--------



Lanai Screen

Clean Face Kit**Lanai CF Kit**

ODLANAIG-48CFT	Clean Face Trim Kit - 48" Lanai	\$ 279
----------------	---------------------------------	--------

Gas Logs - Log Set Option**Log Accessories**

CDLS	Driftwood Log Set	\$ 589
------	-------------------	--------

Media		
Crushed Glass Media		
MEDIA-CLEAR-48	Glass media, crystal (translucent white)	\$ 259
MEDIA-RED-48	Glass media, scarlet (red)	\$ 369
MEDIA-EBONY-48	Glass media, ebony (black)	\$ 369
MEDIA-AMBER-48	Glass media, amber	\$ 369
MEDIA-COBALT-48	Glass media, cobalt (blue)	\$ 369
MEDIA		
STONEKIT	Stone Kit	\$ 149
Options & Accessories		
Options & Accessories		
ODLANAIG-48DP	Drain Pan - 48" Lanai	\$ 229
Venting Notes		
No venting is required for this unit		

Twilight Indoor/Outdoor See-Through Gas Fireplace**Includes:**

- 38,000 Btu/Hour Input (NG)
- 36,000 Btu/Hour Input (LP)
- Gas flex connector
- Traditional refractory
- Junction box
- 7 ceramic fiber logs
- Manual gas shut-off valve
- Glowing embers
- Battery backup
- Exterior front
- IntelliFire Touch ignition system



Required to Complete - Sold Separately:

- 1 interior front
- Units are built NG. Conversion kit required for LP.
- Advanced Install Product training required before product ships

MSRP
USD

TWILIGHT-IFT	Twilight 36" Indoor/Outdoor See-Through Gas Fireplace with IntelliFire (NG)	\$ 7,309
--------------	---	----------

Fronts - Non-Operable (Required to Complete)**Twilight Firescreen**

FS-TWI-BK	Firescreen front - Black	\$ 459
-----------	--------------------------	--------

Twilight Modern Fronts

TWI-MOD-BK	Contemporary front with built in, overlapping surround - Black	\$ 749
------------	--	--------



Twilight Firescreen



Twilight Modern Fronts

Conversion Kit**Conversion Kit**

LPK-TWI-IFT	LP Conversion Kit	\$ 99
NGK-MC-C	NG Conversion Kit	\$ 99

Fans**Fan**

GFK-160T	Blower Assembly - Cannot install fan if ordering a modern front	\$ 339
----------	---	--------

Control, remotes, wall switches**Battery Back Up**

BATTERY-WSK	Battery backup wall switch kit for units with IFT control systems. Includes: On/Off Wall Switch, USB-C Port, Battery Backup, Cover Plate, 12' Wire Harness	\$ 189
-------------	--	--------

IntelliFire app

IFT-WFM	IntelliFire Wi-Fi Module that works with the IntelliFire iOS and Android app. Use to control all the features of your fireplace via a smart device. An RC400, RC450 or RC150 is required for thermostat control	\$ 229
---------	---	--------

IntelliFire Touch Controls - Aux Module

IFT-ACM	IntelliFire Touch AUX Module. Must order if adding Fan, Lights or Power Vent and want to use the IFT-WFM. Do not need to order if using IFT-RC400 (includes IFT-ACM).	\$ 98
---------	---	-------

Remote/Wall Switch/Wall Thermostat

IFT-RC150	IntelliFire Touch white wireless wall switch (on/off, cold climate, battery strength	\$ 121
-----------	--	--------

Touch Screen Remote

IFT-RC400	IntelliFire Touch black remote control, docking station and auxiliary control module (on/off, flame height, thermostat mode, fan control, child lock, cold climate, timer mode, hot indicator, lights, on-screen maintenance and troubleshooting notifications)	\$ 389
-----------	---	--------

Wall Switch

IFT-RC150-HNG	IntelliFire Touch white wireless wall switch (on/off, cold climate, battery strength indicator)	*
IFT-RC150-HTL	IntelliFire Touch white wireless wall switch (on/off, cold climate, battery strength indicator)	*



Battery Back Up



IntelliFire app



Touch Screen Remote



Wall Switch

Venting Notes

No venting is required with this unit.

Twilight Modern Indoor/Outdoor See-Through Gas Fireplace**Includes:**

- 38,000 Btu/Hour Input (NG)
- 36,000 Btu/Hour Input (LP)
- Black glass media
- Reflective black glass refractory
- Gas flex connector
- Manual gas shut-off valve
- Junction box
- Battery backup
- Exterior front
- IntelliFire Touch ignition system



Required to Complete - Sold Separately:

- 1 non-operable front required for interior
- Advanced Install Product training required before product ships
- Units are built NG. Conversion kit required for LP.

MSRP
USD

TWILIGHT-MD-IFT	Twilight Modern 36" Indoor/Outdoor See-Through Gas Fireplace contemporary with Intellifire (NG)	\$ 7,789
-----------------	---	----------

Fronts - Non-Operable (Required to Complete)**Twilight Firescreen**

FS-TWI-BK	Firescreen front - Black	\$ 459
-----------	--------------------------	--------

Twilight Modern Fronts

TWI-MOD-BK	Contemporary front with built in, overlapping surround - Black	\$ 749
------------	--	--------



Twilight Firescreen



Twilight Modern Fronts

Conversion Kit**Conversion Kit**

LPK-TWI-IFT	LP Conversion Kit	\$ 99
NGK-MC-C	NG Conversion Kit	\$ 99

Media**Crushed Glass Media**

MEDIA-BLACK-20	Glass media, Ebony (black)	\$ 259
MEDIA-AMBER-20	Glass media, Amber	\$ 269
MEDIA-CRYSTAL21	Glass media, Crystal (translucent white) - 21 lbs	\$ 289

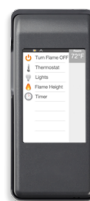
Fans		
Fan		
GFK-160T	Blower Assembly - Cannot install fan if ordering a modern front	\$ 339
Control, remotes, wall switches		
Battery Back Up		
BATTERY-WSK	Battery backup wall switch kit for units with IFT control systems. Includes: On/Off Wall Switch, USB-C Port, Battery Backup, Cover Plate, 12' Wire Harness	\$ 189
IntelliFire app		
IFT-WFM	IntelliFire Wi-Fi Module that works with the IntelliFire iOS and Android app. Use to control all the features of your fireplace via a smart device. An RC400, RC450 or RC150 is required for thermostat control	\$ 229
IntelliFire Touch Controls - Aux Module		
IFT-ACM	IntelliFire Touch AUX Module. Must order if adding Fan, Lights or Power Vent and want to use the IFT-WFM. Do not need to order if using IFT-RC400 (includes IFT-ACM).	\$ 98
Remote/Wall Switch/Wall Thermostat		
IFT-RC150	IntelliFire Touch white wireless wall switch (on/off, cold climate, battery strength	\$ 121
Touch Screen Remote		
IFT-RC400	IntelliFire Touch black remote control, docking station and auxiliary control module (on/off, flame height, thermostat mode, fan control, child lock, cold climate, timer mode, hot indicator, lights, on-screen maintenance and troubleshooting notifications)	\$ 389
Wall Switch		
IFT-RC150-HNG	IntelliFire Touch white wireless wall switch (on/off, cold climate, battery strength indicator)	*
IFT-RC150-HTL	IntelliFire Touch white wireless wall switch (on/off, cold climate, battery strength indicator)	*



Battery Back Up



IntelliFire app



Touch Screen Remote



Wall Switch

Venting Notes

No venting is required with this unit.

Hearth & Home Technologies

Mantels - Flush Wood

Prices in USD

Page printed 8/1/2025, 2:05:57 PM CDT

* Please Contact Who You Purchase This Through for MSRP Pricing

Non-stock and custom product cannot be cancelled.

Customer is responsible for freight for orders made outside of assigned RDC facility.

Stained and Custom Flush Mantels, Cabinets and Shelves

For any stain order, an upcharge of \$300-\$320 (\$300 for 48", \$310 for 59", \$320 for 72") for each shelf and \$420-\$440 (\$420 for A size, \$430 for B size and \$440 for C size) mantel is added to the MSRP. When ordering, the SKU to order requires a dash and appropriate color letter to the standard SKU number: Example: FMCYAU48-P, Crosby shelf in Provincial Brown. See below for proper SKU. Non-stock lead times apply.

-P = Provincial -NG = New Gray -WW = Whitewash -E = Ebony

Custom sizing available on request (for maple only). Please complete custom mantel order form and submit to your Customer Service representative.

1. To find this form in the new myHHT portal: In the search bar at the top of the page, type "Custom Mantel Stain Order Form" and press enter.
2. Click the download icon on the left side of the search result and the file will begin downloading to your computer.

Acadia A



		MSRP USD
AFAAMPA	Acadia Flush Mantel, Primed MDF	\$ 749
AFAAAUA	Acadia Flush Mantel, Unfinished Maple	\$ 1,199

Acadia B

MSRP
USD

AFAAMPB	Acadia Flush Mantel, Primed MDF	\$ 799
AFAAAUB	Acadia Flush Mantel, Unfinished Maple	\$ 1,229

Acadia C

MSRP
USD

AFAAMPC	Acadia Flush Mantel, Primed MDF	\$ 829
AFAAAUC	Acadia Flush Mantel, Unfinished Maple	\$ 1,269

Battlefield B

MSRP
USD

AFBDMPB	Battlefield Flush Mantel, Primed MDF	\$ 1,519
AFBDKAB	Battlefield Flush Mantel, Unfinished Distressed Knotty Alder	\$ 2,269

Battlefield C

MSRP
USD

AFBDMPC	Battlefield Mantel, Primed MDF	\$ 1,549
AFBDKAC	Battlefield Flush Mantel, Unfinished Distressed Knotty Alder	\$ 2,299

Corbels

MSRP
USD

AFCORBMP	Corbels (2), Primed MDF	\$ 105
----------	-------------------------	--------

Kenwood A

MSRP
USD

AFKDMPA	Kenwood Flush Mantel Primed MDF	\$ 749
AFKDAUA	Kenwood Flush Mantel Maple Unfinished	\$ 1,199

Kenwood B

MSRP
USD

AFKDMPB	Kenwood Flush Mantel Primed MDF	\$ 799
AFKDAUB	Kenwood Flush Mantel Maple Unfinished	\$ 1,229

Kenwood B60

MSRP
USD

AFKDMPB60	Kenwood Flush Mantel, Primed MDF; 60" outside width	\$ 799
-----------	---	--------

Kenwood C

MSRP
USD

AFKDMPA	Kenwood Flush Mantel Primed MDF	\$ 829
AFKDAUC	Kenwood Flush Mantel Maple Unfinished	\$ 1,269

Laurel B

MSRP
USD

AFLLMPAUB	LAUREL MANTEL MDF/MAPLE	\$ 1,959
AFLLMPAUB-NG	Laurel Mantel, Primed MDF & Maple top with New Gray Stain	\$ 2,269
AFLLMPAUB-E	Laurel Mantel, Primed MDF & Maple top with Ebony Stain	\$ 2,269
AFLLMPAUB-WW	Laurel Mantel, Primed MDF & Maple top with Whitewash Stain	\$ 2,269
AFLLMPAUB-P	Laurel Mantel, Primed MDF & Maple top with Provincial Stain	\$ 2,269

Laurel C



		MSRP USD
AFLLMPAUC	LAUREL MANTEL MDF/MAPLE	\$ 1,989
AFLLMPAUC-E	Laurel Mantel, Primed MDF & Maple top with Ebony Stain	\$ 2,299
AFLLMPAUC-P	Laurel Mantel, Primed MDF & Maple top with Provincial Stain	\$ 2,299
AFLLMPAUC-WW	Laurel Mantel, Primed MDF & Maple top with Whitewash Stain	\$ 2,299
AFLLMPAUC-NG	Laurel Mantel, Primed MDF & Maple top with New Gray Stain	\$ 2,299

Malone B



		MSRP USD
AFMEMPB	Malone Mantel, Primed MDF	\$ 1,519

Malone C



		MSRP USD
AFMEMPC	Malone Mantel, Primed MDF	\$ 1,549

Merritt A



		MSRP USD
AFMTMPA	Merritt Mantel, Primed MDF	\$ 749

Merritt B



		MSRP USD
AFMTMPB	Merritt Mantel, Primed MDF	\$ 799

Merritt C



		MSRP USD
AFMTMPC	Merritt Mantel, Primed MDF	\$ 829

Richland A



		MSRP USD
AFRDMPA	Richland Flush Mantel, Primed MDF	\$ 579

Richland B



		MSRP USD
AFRDMPB	Richland Flush Mantel, Primed MDF	\$ 639

Richland C



		MSRP USD
AFRDMPA	Richland Flush Mantel, Primed MDF	\$ 669

Richland RS



		MSRP USD
AFRDMPARS	Richland Flush Mantel, Primed MDF, Reduced Shelf width	\$ 559
AFRDMPBRS	RICHLAND MANTEL RS	\$ 649

Roxborough A



		MSRP USD
AFRHMPA	Roxborough Flush Mantel, Primed MDF	\$ 749

Roxborough B



		MSRP USD
AFRHMPB	Roxborough Flush Mantel, Primed MDF	\$ 799

Roxborough C



		MSRP USD
AFRHMPC	Roxborough Flush Mantel, Primed MDF	\$ 829

Walker B



		MSRP USD
AFWKMPB	Walker Mantel, Primed MDF	\$ 1,519

Walker C



		MSRP USD
AFWKMPC	Walker Mantel, Primed MDF	\$ 1,549

Wescott A

MSRP
USD

AFWTMPA	Wescott Flush Mantel, Primed MDF	\$ 579
---------	----------------------------------	--------

Wescott B

MSRP
USD

AFWTMPB	Wescott Flush Mantel, Primed MDF	\$ 639
---------	----------------------------------	--------

Wescott C

MSRP
USD

AFWTMPC	Wescott Flush Mantel, Primed MDF	\$ 669
---------	----------------------------------	--------

Zimmer A

MSRP
USD


AFZRMPA	Zimmer Mantel, Primed MDF	\$ 749
---------	---------------------------	--------

Zimmer B

MSRP
USD

AFZRMPB	Zimmer Mantel, Primed MDF	\$ 799
---------	---------------------------	--------

Zimmer C

			MSRP
			USD
AFZRMPC	Zimmer Mantel, Primed MDF	\$	829

Hearth & Home Technologies

Optional Wood Mantel Base

Prices in USD


Page printed 8/1/2025, 2:05:57 PM CDT

* Please Contact Who You Purchase This Through for MSRP Pricing


Non-stock and custom product cannot be cancelled.

Customer is responsible for freight for orders made outside of assigned RDC facility.


Kenwood A Flush Mantel Base

			MSRP USD
	HTKDMPA	Kenwood - Optional Base Primed MDF	\$ 419
	HTKDAUA	Kenwood - Optional Base Maple Unfinished	\$ 809

Kenwood B Flush Mantel Optional Base

			MSRP USD
	HTKDMPB	Kenwood - Optional Base Primed MDF	\$ 449
	HTKDAUB	Kenwood - Optional Base Maple Unfinished	\$ 829

Kenwood C Flush Mantel Optional Base

			MSRP USD
	HTKDMPA	Kenwood - Optional Base Primed MDF	\$ 479
	HTKDAUC	Kenwood - Optional Base Maple Unfinished	\$ 859

Hearth & Home
Technologies


Samples - Wood Mantel
Shoulder

Prices in USD


Page printed 8/1/2025, 2:05:57 PM CDT
* Please Contact Who You Purchase This Through for MSRP Pricing

Non-stock and custom product cannot be cancelled.
Customer is responsible for freight for orders made outside of assigned RDC facility.


Acadia Mantel Sample

			MSRP
			USD
	AFAAMPY	ACADIA MANTEL SAMPLE	\$ 111

Battlefield Mantel Sample

			MSRP
			USD
	AFBDMPY	BATTLEFIELD MANTEL SAMPLE	\$ 111

Kenwood Wood Mantel Sample - Primed MDF

			MSRP
			USD
	AFKDMPY	Kenwood mantel shoulder sample - Primed MDF	\$ 111

Laurel Mantel Sample



		MSRP USD
AFLLMPAUY-P	Laurel Mantel Sample, Primed MDF & Maple top with Provincial Stain	\$ 249
AFLLMPAUY-E	Laurel Mantel Sample, Primed MDF & Maple top with Ebony Stain	\$ 249
AFLLMPAUY-NG	Laurel Mantel Sample, Primed MDF & Maple top with New Gray Stain	\$ 249
AFLLMPAUY-WW	Laurel Mantel Sample, Primed MDF & Maple top with Whitewash Stain	\$ 249

Malone Mantel Sample



		MSRP USD
AFMEMPY	Malone Mantel Sample, Primed MDF	\$ 111

Merritt Mantel Sample

		MSRP USD
AFMTMPY	Merritt Mantel Sample, Primed MDF	\$ 111

Richland Mantel Sample



		MSRP USD
AFRDMPY	RICHLAND MANTEL SAMPLE	\$ 111

Roxborough Mantel Sample



		MSRP USD
AFRHMPY	ROXBOROUGH MANTEL SAMPLE	\$ 111

Walker Mantel Sample



		MSRP USD
AFWKMPY	Walker Mantel Sample, Primed MDF	\$ 111

Wescott Mantel Sample



		MSRP USD
AFWTMPY	WESCOTT MANTEL SAMPLE	\$ 111

Zimmer Mantel Sample



		MSRP USD
AFZRMPY	Zimmer Mantel Sample, Primed MDF	\$ 111

Hearth & Home Technologies

Samples - Non-Combustible Shelf Shoulder

Prices in USD

Page printed 8/1/2025, 2:05:57 PM CDT

* Please Contact Who You Purchase This Through for MSRP Pricing

Non-stock and custom product cannot be cancelled.

Customer is responsible for freight for orders made outside of assigned RDC facility.

Non-Combustible Cove Gray 18"

MSRP
USD

FMCNCY	Non-Combustible Cove Gray 18" Shelf Sample	\$ 299
--------	--	--------

Non-Combustible Midnight Mist 18"

MSRP
USD

FMMNCY	Non-Combustible 18" Midnight Mist Shelf Sample	\$ 299
--------	--	--------

Non-Combustible Tavern Brown 18"

MSRP
USD

FMTBNCY	Non-Combustible 18" Tavern Brown Shelf Sample	\$ 299
---------	---	--------

Non-Combustible Washed Cedar 18"

MSRP
USD

FMWCNCY	Non-Combustible 18" Washed Cedar Shelf Sample	\$ 299
---------	---	--------

Non-Combustible Weathered Barnwood 18"



		MSRP USD
FMWBNCY	Non-Combustible 18" Weathered Barnwood Shelf Sample	\$ 299

Non-Combustible White 18"



		MSRP USD
FMWHNCY	Non-Combustible 18" White Shelf Sample	\$ 299

Hearth & Home Technologies

Mantels - Shelf Wood

Prices in USD

Page printed 8/1/2025, 2:05:57 PM CDT

* Please Contact Who You Purchase This Through for MSRP Pricing

Non-stock and custom product cannot be cancelled.

Customer is responsible for freight for orders made outside of assigned RDC facility.

Stained and Custom Flush Mantels, Cabinets and Shelves

For any stain order, an upcharge of \$300-320 (\$300 for 48", \$310 for 59", \$320 for 72") for each shelf and \$420-\$440 (\$420 for A size, \$430 for B size and \$440 for C size) mantel is added to the MSRP. When ordering, the SKU to order requires a dash and appropriate color letter to the standard SKU number: Example: FMCYAU48-P, Crosby shelf in Provincial Brown. See below for proper SKU. Non-stock lead times apply.


-P = Provincial -NG = New Gray -WW = Whitewash -E = Ebony

Custom sizing available on request (for maple only). Please complete custom mantel order form and submit to your Customer Service representative.


To find this form in the new myHHT portal:

1. In the search bar at the top of the page, type "Custom Mantel Stain Order Form" and press enter.
2. Click the download icon on the left side of the search result and the file will begin downloading to your computer.


Baxter 48"

		MSRP USD
	FMBRMP48	48" Baxter Shelf, Primed MDF \$ 539
	FMBRAU48	48" Baxter Shelf, Unfinished Maple \$ 939


Baxter 59"

		MSRP USD
	FMBRMP59	59" Baxter Shelf, Primed MDF \$ 569
	FMBRAU59	59" Baxter Shelf, Unfinished Maple \$ 989


Baxter 72"

		MSRP USD
	FMBRMP72	72" Baxter Shelf, Primed MDF \$ 649
	FMBRAU72	72" Baxter Shelf, Unfinished Maple \$ 1,029
	FMBRAU72-NG	72* BAXTER M - NEW GRAY \$ 1,359

Crosby 48"

		MSRP USD
	FMCYMP48	48* CROSBY SHELF MDF \$ 539
	FMCYAU48	Crosby 48, Unfinished Maple \$ 939

Crosby 59"

		MSRP USD
	FMCYMP59	59" Crosby Shelf, Primed MDF \$ 569
	FMCYAU59	59" Crosby Shelf, Unfinished Maple \$ 989

Crosby 72"



		MSRP USD
FMCYMP72	72" Crosby Shelf, Primed MDF	\$ 649
FMCYAU72	72" Crosby Shelf, Unfinished Maple	\$ 1,029

Fillmore 48"



		MSRP USD
FMFEMP48	48" Fillmore Primed MDF	\$ 379
FMFEAU48	48" Fillmore Unfinished Maple	\$ 579

Fillmore 59"



		MSRP USD
FMFEMP59	59" Fillmore Primed MDF	\$ 419
FMFEAU59	59" Fillmore Unfinished Maple	\$ 649

Fillmore 72"




		MSRP USD
FMFEMP72	72" Fillmore Primed MDF	\$ 459
FMFEAU72	72" Fillmore Unfinished Maple	\$ 679

Ozark 48"




		MSRP USD
FMOKMP48	48" Ozark Primed MDF	\$ 719
FMOKAU48	48" Ozark Unfinished Maple	\$ 1,119
FMOKKA48	48" Ozark Unfinished Distressed Knotty Alder	\$ 1,219

Ozark 59"

			MSRP USD
	FMOKMP59	59" Ozark Primed MDF	\$ 769
	FMOKAU59	59" Ozark Unfinished Maple	\$ 1,189
	FMOKKA59	59" Ozark Unfinished Distressed Knotty Alder	\$ 1,259

Ozark 72"

			MSRP USD
	FMOKMP72	72" Ozark Primed MDF	\$ 819
	FMOKAU72	72" Ozark Unfinished Maple	\$ 1,219
	FMOKKA72	72" Ozark Unfinished Distressed Knotty Alder	\$ 1,289

Hearth & Home Technologies

Shelf Non-Combustible

Prices in USD

Page printed 8/1/2025, 2:05:57 PM CDT

* Please Contact Who You Purchase This Through for MSRP Pricing

Non-stock and custom product cannot be cancelled.

Customer is responsible for freight for orders made outside of assigned RDC facility.

Non-Combustible Cove Gray 60"

MSRP
USD

FMSGNC-60	60" Non-Combustible Cove Gray	\$ 1,239
-----------	-------------------------------	----------

Non-Combustible Cove Gray 72"

MSRP
USD

FMSGNC-72	72" Non-combustible Cove Gray	\$ 1,389
-----------	-------------------------------	----------

Non-Combustible Midnight Mist 60"

MSRP
USD

FMMMNC-60	60" Non-combustible Midnight Mist	\$ 1,239
-----------	-----------------------------------	----------

Non-Combustible Midnight Mist 72"

MSRP
USD

FMMMNC-72	72" Non-combustible Midnight Mist	\$ 1,389
-----------	-----------------------------------	----------

Non-Combustible Tavern Brown 60"

MSRP
USD

FMTBNC-60	60" Non-Combustible Tavern Brown	\$ 1,349
-----------	----------------------------------	----------

Non-Combustible Tavern Brown 72"

MSRP
USD

FMTBNC-72	72" Non-Combustible Tavern Brown	\$ 1,499
-----------	----------------------------------	----------

Non-Combustible Washed Cedar 60"

MSRP
USD

FMWCNC-60	60" Non-Combustible Washed Cedar	\$ 1,349
-----------	----------------------------------	----------

Non-Combustible Washed Cedar 72"

MSRP
USD

FMWCNC-72	72" Non-Combustible Washed Cedar	\$ 1,499
-----------	----------------------------------	----------

Non-Combustible Weathered Barnwood 60"

MSRP
USD

FMWBNC-60	60" Non-Combustible Barnwood	\$ 1,349
-----------	------------------------------	----------

Non-Combustible Weathered Barnwood 72"



		MSRP USD
FMWBNC-72	72" Non-Combustible Barnwood	\$ 1,499

Non-Combustible White 60"



		MSRP USD
FMWHNC-60	60" Non-Combustible White	\$ 1,239

Non-Combustible White 72"



		MSRP USD
FMWHNC-72	72" Non-Combustible White	\$ 1,389

Hearth & Home Technologies

Samples - Wood Shelf Mantel

Prices in USD

Page printed 8/1/2025, 2:05:57 PM CDT

* Please Contact Who You Purchase This Through for MSRP Pricing

Non-stock and custom product cannot be cancelled.

Customer is responsible for freight for orders made outside of assigned RDC facility.

Baxter Shelf Sample



		MSRP USD
FMBRMPY	Baxter Shelf Sample, Primed MDF	\$ 111
FMBRAUY	Baxter Shelf Sample, Unfinished Maple	\$ 141

Crosby Shelf Sample


		MSRP USD
FMCYMPY	Crosby Shelf Sample, Primed MDF	\$ 111
FMCYAUU	Crosby Shelf Sample, Unfinished Maple	\$ 141

Fillmore Shelf Sample



		MSRP USD
FMFEMPY	FILLMORE SHELF SAMPLE	\$ 111

Ozark Shelf Sample



		MSRP USD
FMOKMPY	OZARK SHELF SAMPLE	\$ 111

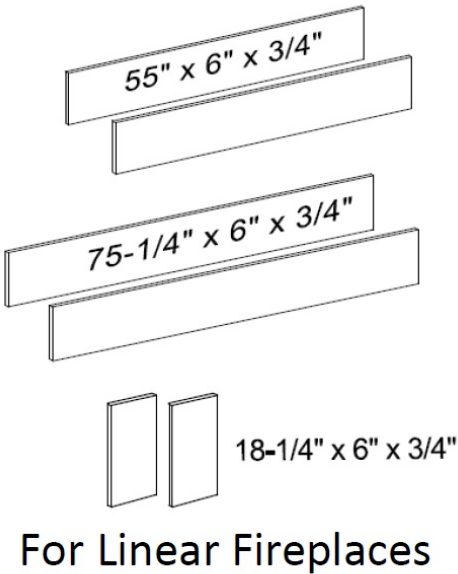
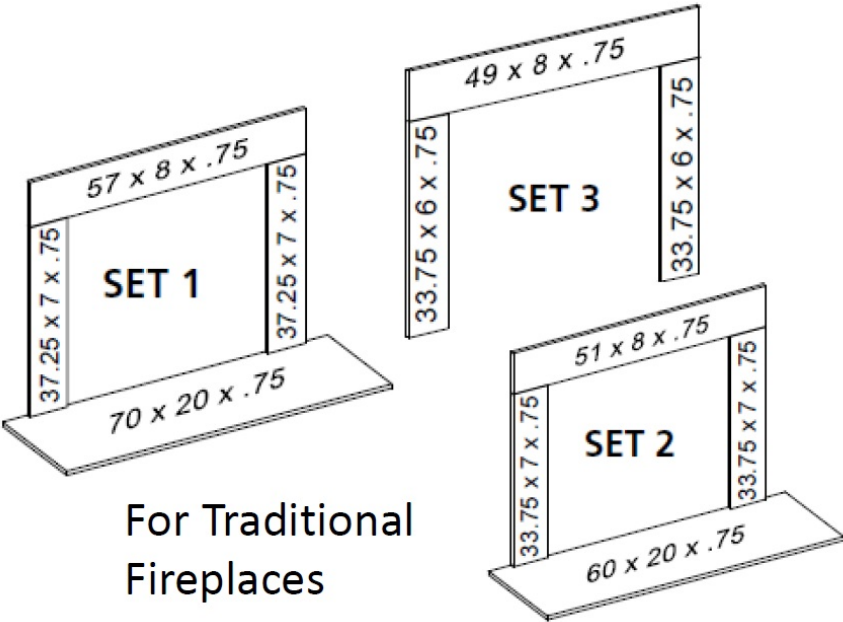
Hearth & Home Technologies

Marble, Granite & Slate

Prices in USD

Page printed 8/1/2025, 2:05:57 PM CDT
* Please Contact Who You Purchase This Through for MSRP Pricing

Non-stock and custom product cannot be cancelled.
Customer is responsible for freight for orders made outside of assigned RDC facility.




Absolute Black Granite Set 1




		MSRP USD
MBBGMS1	Absolute Black granite, Set 1 (must order in multiples of 6)	\$ 969
MBBGMS1PK1	Absolute Black granite, Set 1, single pack	\$ 1,399

Absolute Black Granite Set 2



		MSRP USD
MBBGMS2	Absolute Black granite, Set 2 (must order in multiples of 6)	\$ 899
MBBGMS2PK1	Absolute Black granite, Set 2, single pack	\$ 1,329

Absolute Black Set 3



		MSRP USD
MBBGMS3	BLACK GRANITE SET 3 MPK-6	\$ 589
MBBGMS3PK1	BLACK GRANITE SET 3 SPK	\$ 1,029

Beige Marble Set 1



		MSRP USD
MBBEEMS1	BEIGE SET 1 MPK-6	\$ 1,089
MBBEEMS1PK1	BEIGE SET SPK	\$ 1,509

Beige Marble Set 2




		MSRP USD
MBBEEMS2	BEIGE SET 2 MPK-6	\$ 1,029
MBBEEMS2PK1	BEIGE SET 2 SPK	\$ 1,449

Beige set 3




		MSRP USD
MBBEEMS3	Beige Set 3, (must be ordered in multiples of 6)	\$ 689
MBBEEMS3PK1	Beige Set 3, single pack	\$ 1,109

Bianco White set 1




		MSRP USD
MBBVMS1	Bianco White Marble, Set 1 (Must order in multiples of 6)	\$ 969
MBBVMS1PK1	Bianco White Marble, Set 1, single pack	\$ 1,399

Bianco White set 2



		MSRP USD
MBBVMS2	Bianco White Marble, Set 2 (Must order in multiples of 6)	\$ 899
MBBVMS2PK1	Bianco White Marble, Set 2, single pack	\$ 1,329

Bianco White set 3



		MSRP USD
MBBVMS3	Bianco White Marble, Set 3 (must order 6)	\$ 589
MBBVMS3PK1	Bianco White Marble, Set 3, single pack	\$ 1,029

Blue Tundra set 1



		MSRP USD
MBBTAMS1	Blue Tundra Marble, Set 1 (must be ordered in multiples of 6)	\$ 1,089
MBBTAMS1PK1	Blue Tundra Marble, Set 1, single pack	\$ 1,509

Blue Tundra set 2



		MSRP USD
MBBTAMS2	Blue Tundra Marble, Set 2 (must be ordered in multiples of 6)	\$ 1,029
MBBTAMS2PK1	Blue Tundra Marble, Set 2, single pack	\$ 1,449

Blue Tundra set 3



		MSRP USD
MBBTAMS3	Blue Tundra marble, Set 3 (must be ordered in multiples of 6)	\$ 689
MBBTAMS3PK1	Blue Tundra marble, Set 3, single pack	\$ 1,109

Driftwood 55 x 6 Linear Header, Riser



		MSRP USD
MBDD55X6	Driftwood Marble, one header, one riser, 55 x 6 x .75	\$ 329

Driftwood 75.25 x 6 Linear Header, riser



		MSRP USD
MBDD7525X6	Driftwood Marble, one header, one riser, 75.25 x 6 x .75	\$ 469

Driftwood Linear Legs (2)



		MSRP USD
MBDD1825X6	Driftwood Marble, two legs, 18.25 x 6 x .75	\$ 80

Driftwood set 1



		MSRP USD
MBDDMS1	Driftwood Marble, Set 1 (must be ordered in multiples of 6)	\$ 969
MBDDMS1PK1	Driftwood Marble, Set 1, single pack	\$ 1,399

Driftwood set 2



		MSRP USD
MBDDMS2	Driftwood Marble, Set 2 (must be ordered in multiples of 6)	\$ 899
MBDDMS2PK1	Driftwood Marble, Set 2, single pack	\$ 1,329

Driftwood set 3



		MSRP USD
MBDDMS3	Driftwood marble, Set 3 (must be ordered in multiples of 6)	\$ 589
MBDDMS3PK1	Driftwood marble, Set 3 single pack	\$ 1,029

Slate 37.25X7




		MSRP USD
MBSR3725X7-C	Slate Legs 37.25X7X5/8 (must be ordered in multiples of 50)	\$ 78

Slate 51X8




		MSRP USD
MBSR51X8-C	Slate Header 51X8X5/8 (must be ordered in multiples of 25)	\$ 142

Slate 57X8




		MSRP USD
MBSR57X8-C	Slate Header 57X8X5/8 (must be ordered in multiples of 25)	\$ 142

Slate 60X20




		MSRP USD
MBSR60X20-C	Slate Hearth 60X20X5/8 (must be ordered in multiples of 25)	\$ 339

Slate 70x20"




		MSRP USD
MBSR70X20-C	Slate Hearth 70X20X5/8 (must be ordered in multiples of 25)	\$ 419

Steel Gray Granite set 1



		MSRP USD
MBSGMS1	Steel Gray granite, Set 1 (must order in multiples of 6)	\$ 969
MBSGMS1PK1	Steel Gray granite, Set 1, single pack	\$ 1,399

Steel Gray set 2



		MSRP USD
MBSGMS2	Steel Gray granite, Set 2 (must order in multiples of 6)	\$ 899
MBSGMS2PK1	Steel Gray granite, Set 2, single pack	\$ 1,329

Steel Gray set 3



		MSRP USD
MBSGMS3	Steel Gray Granite, Set 3 (must be ordered in multiples of 6)	\$ 589
MBSGMS3PK1	Steel Gray Granite, Set 3, single pack	\$ 1,029

Majestic - Fireside Finishings Recommended Mantel, Cabinet and Surround Reference Sheet

Recommendations based on clearance to combustibles listed in installation instructions. If space is left blank, there are no mantel recommendations at this time.

* NOTE: Hearth must be cut to fit between legs of mantel or recessed to be flush with the floor. Marble set sizes are minimum size required to fit. Larger sets may be used depending on desired look. Additional cuts may be required.

This sheet is intended to be used as a quick reference guide only. Use the HHT Natural Stone Sizing Guide for specific details on dimensions to cut legs/hearths.

			SELECT			SIGNATURE						DESIGN				SHELVES	Minimum combustible mantel clearances measured from top of firebox opening				
Unit Series	HHT Brand	Mantel	Richland	Richland RS	Wescott	Acadia	Kenwood	Kenwood B60	Merritt	Roxborough	Zimmer	Battlefield	Laurel	Malone	Walker	Baxter, Crosby, Fillmore, Ozark	3" Mantel Depth	5" Mantel Depth	7" Mantel Depth	8" Mantel Depth	12" Mantel Depth
ASH36	MAJ	Mantel Size														48", 59"					22
		NS Set Size																			
ASH42	MAJ	Mantel Size														59", 72"					22
		NS Set Size																			
ASH50	MAJ	Mantel Size														59", 72"					22
		NS Set Size																			
BE36	MAJ	Mantel Size	B		B	B	B	B	B	B	B	B	B	B	B	48", 59"					12"
		NS Set Size	2		2	1	1	2	1	2	1	1	1	1	1						
BE42	MAJ	Mantel Size	C		C	C			C	C	C					59", 72"					12"
		NS Set Size	1		1	1			1	1	1										
Biltmore 36	MAJ	Mantel Size														48", 59"					12
		NS Set Size																			
Biltmore 42	MAJ	Mantel Size														59", 72"					12
		NS Set Size																			
Biltmore 50	MAJ	Mantel Size														59", 72"					20
		NS Set Size																			
DSR36	MAJ	Mantel Size	B		B	B	B	B	B	B	B	B	B	B	B	48", 59"					12"
		NS Set Size	2		2	1	1	2	1	2	1	1	1	1	1						
DSR42	MAJ	Mantel Size	C		C	C			C	C	C					59", 72"					12"
		NS Set Size	1		1	1			1	1	1										
Echelon II 36 & 36ST	MAJ	Mantel Size														48", 59"	20"	22"	24"	25"	29"
		NS Set Size	MBDD55X6 header & riser; MBDD1825X6 legs																		
Echelon II 48 & 42ST	MAJ	Mantel Size														59", 72"	20"	22"	24"	25"	29"
		NS Set Size	MBDD7525X6 header & riser; MBDD1825X6 legs																		
Echelon II 60	MAJ	Mantel Size														72"	24"	26"	28"	29"	
		NS Set Size	MBDD7525X6 header & riser; MBDD1825X6 legs																		
Echelon II 72	MAJ	Mantel Size															24"	26"	28"	29"	
		NS Set Size																			

Majestic - Fireside Finishings Recommended Mantel, Cabinet and Surround Reference Sheet

Recommendations based on clearance to combustibles listed in installation instructions. If space is left blank, there are no mantel recommendations at this time.

* NOTE: Hearth must be cut to fit between legs of mantel or recessed to be flush with the floor. Marble set sizes are minimum size required to fit. Larger sets may be used depending on desired look. Additional cuts may be required.

This sheet is intended to be used as a quick reference guide only. Use the HHT Natural Stone Sizing Guide for specific details on dimensions to cut legs/hearths.

			SELECT			SIGNATURE						DESIGN				SHELVES	Minimum combustible mantel clearances measured from top of firebox opening				
Unit Series	HHT Brand	Mantel	Richland	Richland RS	Wescott	Acadia	Kenwood	Kenwood B60	Merritt	Roxborough	Zimmer	Battlefield	Laurel	Malone	Walker	Baxter, Crosby, Fillmore, Ozark	3" Mantel Depth	5" Mantel Depth	7" Mantel Depth	8" Mantel Depth	12" Mantel Depth
Jade 32	MAJ	Mantel Size														48", 59"					14"
		NS Set Size	MBDD55X6 header & riser;MBDD1825X6 legs																		
Jade 42	MAJ	Mantel Size														48", 59", 72"					14"
		NS Set Size	MBDD55X6 header & riser; MBDD1825X6 legs																		
MARQUIS II 36	MAJ	Mantel Size														48", 59"	15"	17"	20"	21"	24"
		NS Set Size																			
MARQUIS II 42	MAJ	Mantel Size														59", 72"	15"	17"	20"	21"	24"
		NS Set Size																			
MARQUIS II 42ST	MAJ	Mantel Size														59", 72"	10"	10"	10"	10"	10"
		NS Set Size																			
Mercury (MERC32)	MAJ	Mantel Size	A		A	A	A			A	A					48"	4"	6"	8"	9"	13"
		NS Set Size	3*		3*	3*	3*			3*	3*										
Meridian 36 (DBDV36)	MAJ	Mantel Size	B		B	B	B	B	B	B	B	B	B	B	B	48", 59"	10"	12"	14"	15"	19"
		NS Set Size	2		2	1	1	2	1	2	1	1	1	1	1						
Meridian 42 (DBDV42)	MAJ	Mantel Size	C		C	C	C		C	C	C	C	C	C	C	59", 72"	10"	12"	14"	15"	19"
		NS Set Size	1		1	1	1		1	1	1	1	1	1	1						
Meridian Platinum 36 (DBDV36PLAT)	MAJ	Mantel Size	B		B	B	B	B	B	B	B	B	B	B	B	48", 59"	10"	12"	14"	15"	19"
		NS Set Size	2		2	1	1	2	1	2	1	1	1	1	1						
Meridian Platinum 42 (DBDV42PLAT)	MAJ	Mantel Size	C		C	C	C		C	C	C	C	C	C	C	59", 72"	10"	12"	14"	15"	19"
		NS Set Size	1		1	1	1		1	1	1	1	1	1	1						
Pearl II Peninsula 36	MAJ	Mantel Size														48", 59"	10"	12"	14"	15"	19"
		NS Set Size																			
Pearl II See-through 36	MAJ	Mantel Size	B		B	B	B	B	B	B	B	B	B	B	B	48", 59"	10"	12"	14"	15"	19"
		NS Set Size	2		2	1	1	2	1	2	1	1	1	1	1						

Majestic - Fireside Finishings Recommended Mantel, Cabinet and Surround Reference Sheet

Recommendations based on clearance to combustibles listed in installation instructions. If space is left blank, there are no mantel recommendations at this time.

* NOTE: Hearth must be cut to fit between legs of mantel or recessed to be flush with the floor. Marble set sizes are minimum size required to fit. Larger sets may be used depending on desired look. Additional cuts may be required.

This sheet is intended to be used as a quick reference guide only. Use the HHT Natural Stone Sizing Guide for specific details on dimensions to cut legs/hearths.

			SELECT			SIGNATURE						DESIGN				SHELVES	Minimum combustible mantel clearances measured from top of firebox opening				
Unit Series	HHT Brand	Mantel	Richland	Richland RS	Wescott	Acadia	Kenwood	Kenwood B60	Merritt	Roxborough	Zimmer	Battlefield	Laurel	Malone	Walker	Baxter, Crosby, Fillmore, Ozark	3" Mantel Depth	5" Mantel Depth	7" Mantel Depth	8" Mantel Depth	12" Mantel Depth
QUARTZ 32	MAJ	Mantel Size	A	RS	A	A	A			A						48"	4"	6"	8"	9"	13"
		NS Set Size	3*	1	3*	3*	3*			3*						48", 59"	4"	6"	8"	9"	13"
QUARTZ 36	MAJ	Mantel Size	B		B	B	B	B	B	B	B	B	B	B	B	48", 59"	4"	6"	8"	9"	13"
		NS Set Size	2		2	1	1	2	1	2	1	1	1	1	1	48", 59"	4"	6"	8"	9"	13"
QUARTZ 42	MAJ	Mantel Size	C		C	C	C		C	C	C	C	C	C	C	59", 72"	4"	6"	8"	9"	13"
		NS Set Size	1		1	1	1		1	1	1	1	1	1	1	59", 72"	4"	6"	8"	9"	13"
RBV4236	MAJ	Mantel Size	B		B	B	B	B	B	B	B	B	B	B	B	59", 72"	6 1/2"	9 1/4"	10 3/4"	11 1/2"	14 1/2"
		NS Set Size	2		2	1	1	2	1	2	1	1	1	1	1	59", 72"	6 1/2"	9 1/4"	10 3/4"	11 1/2"	14 1/2"
RBV4842	MAJ	Mantel Size	C		C	C	C		C	C	C	C	C	C	C	59", 72"	6 1/2"	9 1/4"	10 3/4"	11 1/2"	14 1/2"
		NS Set Size	1		1	1	1		1	1	1	1	1	1	1	59", 72"	6 1/2"	9 1/4"	10 3/4"	11 1/2"	14 1/2"
SA36	MAJ	Mantel Size	B		B	B	B	B	B	B	B	B	B	B	B	48", 59"					12
		NS Set Size	2		2	1	1	2	1	2	1	1	1	1	1	48", 59"					12
SA42	MAJ	Mantel Size	C		C	C	C		C	C	C	C	C	C	C	59", 72"					12
		NS Set Size	1		1	1	1		1	1	1	1	1	1	1	59", 72"					12