

Majestic

MSRP Price Book Table of Contents

Majestic

Fireplace - Gas - Single-Sided

Echelon II 36	2
Echelon II 48	5
Echelon II 60	8
Echelon II 72	11
Jade 32	14
Jade 42	17
Marquis II 36 IFT	20
Marquis II 42 IFT	22
Mercury 32	24
Meridian 36	25
Meridian 36 Modern	28
Meridian 36 Platinum	31
Meridian 42	34
Meridian 42 Modern	37
Meridian 42 Platinum	40
Quartz 32 w/ IFT	43
Quartz 36 Platinum	46
Quartz 36 w/ IFT	48
Quartz 42 w/ IFT	51

Fireplace - Gas - Freestanding

Ruby Freestanding 30"	53
Trilliant Freestanding 30"	55

Fireplace - Gas - Multi-Sided

Echelon II 36ST	57
Echelon II 48ST	61
Marquis II See-Through 42	64

Fireplace - Wood - Single-Sided

Ashland 36	66
Ashland 42	69
Ashland 50	71
Biltmore 36	73
Biltmore 42	76
Biltmore 50	79
Royalton 36	82
Royalton 42	85
Sovereign 36	88
Sovereign 42	92
WarmMajic-II	96

Fireplace - Wood - Multi-Sided

Designer Series See-Through 42	98
--	----

Insert - Gas

Jasper Insert 30"	100
Ruby Insert 25"	103
Ruby Insert 30"	106
Ruby Insert 35"	110
Ruby Platinum 30	114
Trilliant Insert 25"	117
Trilliant Insert 30"	120
Trilliant Insert 35"	123

Majestic

Fireplace - Gas - Single-Sided

Prices in USD

Page printed 12/9/2025, 3:57:09 PM CST

Future pricing effective for orders placed on or after 1/5/2026

* Please Contact Who You Purchase This Through for MSRP Pricing

Non-stock and custom product cannot be cancelled.

Customer is responsible for freight for orders made outside of assigned RDC facility.

Echelon II 36

Includes:

- 17,500 - 30,000 Btu/Hour Input (NG)
- 15-000 - 27,000 Btu/Hour Input (LP)
- Clear LED dimmable lights
- RC400 remote control
- Battery backup
- Ceramic glass
- Standard with bronze glass media
- IntelliFire Touch ignition system
- Not available for sale in Rhode Island



Special Considerations:

- If changing media, follow required number of bags below:
- -- > Crushed Glass: 3 bags of glass
- -- > Natural stones: 2 bags of stone
- -- > Log set & stones: 1 bag of stone

Required to Complete - Sold Separately: • Front

MSRP
USD

ECHEL36IN-C	Echelon II 36" top direct vent fireplace with IntelliFire Touch Ignition System (NG)	\$ 4,699
-------------	--	----------

Fronts - Non-Operable (Required to Complete)

Clean Face Trim

CFT-36-BK-C	Clean face trim - Black	\$ 449
CFT-36-NB-C	Clean Face Trim - New Bronze	\$ 499
CFT-36-GM-C	Clean face trim - Gun Metal	\$ 499
CFT-36-SS-C	Clean face trim - Stainless Steel	\$ 769

Picture Frame Front

PFF-36-BK-C	Picture frame front - Black	\$ 769
-------------	-----------------------------	--------



Clean Face Trim

Picture Frame Front

Conversion Kit		
Conversion Kits		
LPK-ECHL36	CONVERSION KITS, LP	\$ 101
Gas Logs - Log Set Option		
Driftwood Log Set		
LOGS-DRTWOOD-36	Driftwood log set	\$ 409
Media		
Media		
GLASS-BZ	Glass, Bronze (1 bag)	\$ 74
GLASS-DM	Glass, Diamond (1 bag)	\$ 74
GLASS-OY	Glass, Onyx (1 bag)	\$ 74
GLASS-SP	Glass, Sapphire (1 bag)	\$ 74
Stones		
STONES-NATURAL	Natural stones (1 bag)	\$ 116
Liner Kit		
Black Glass Liner Kit		
BGK-36	Reflective black ceramic glass liner kit	\$ 709
Heat Management		
Heat Management		
PH-SIDETRIM	Passive Heat trim kit for side discharge (includes 2 side registers)(Starting collars sold separately)	\$ 113
PH-MCE	Starting Collars for Non-Ducted Passive Heat (Required when using passive heat - For use with Front, Side, Top Discharges)	\$ 189
PH-FRTRIM-36	Passive Heat Vent Trim Kit For Front Discharge (36")(Starting collars sold separately)	\$ 219
Heat Management - Ducted		
PHTRIM-MCE-36	Ducted vent trim for front discharge using ducted Passive Heat (PHFR-MCE-36)	\$ 259
PHSI-MCE	Ducted Passive Heat kit for side discharge (includes duct and 2 side registers)	\$ 589
PHFR-MCE-36	Ducted Passive Heat kit for front discharge (requires PHTRIM-MCE-36 front trim)	\$ 649
Heat Out Kit		
HEAT-OUT-GAS	Heat out kit (includes termination cap, 25' of 6" round duct, fireplace adapter, damper, wall switch and 350CFM fan at termination)	\$ 1,569

Heat Zone Kit		
HZLIN-ADP	Heat Zone adaptor, must order for using HEAT-ZONE-GAS	\$ 184
HEAT-ZONE-GAS	Heat-Zone Kit includes fan, 20' of 6" round duct, vent, wall adapter & on/off control. Wire Plug Assembly 26D0619 required if controlling w/RC400 remote. Used in IFT units with ACM & not a GFK fan. Compatible for up to 2 HEAT-ZONE-GAS kits. See manual.	\$ 589

Control, remotes, wall switches

Battery Back Up

BATTERY-WSK	Battery backup wall switch kit for units with IFT control systems. Includes: On/Off Wall Switch, USB-C Port, Battery Backup, Cover Plate, 12' Wire Harness	\$ 194
-------------	--	--------

IntelliFire app

IFT-WFM	IntelliFire Wi-Fi Module that works with the IntelliFire iOS and Android app. Use to control all the features of your fireplace via a smart device. An RC400, RC450 or RC150 is required for thermostat control	\$ 239
---------	---	--------

Remote/Wall Switch/Wall Thermostat

IFT-RC150	IntelliFire Touch white wireless wall switch (on/off, cold climate, battery strength	\$ 124
-----------	--	--------

Touch Screen Remote

IFT-RC400	IntelliFire Touch black remote control, docking station and auxiliary control module (on/off, flame height, thermostat mode, fan control, child lock, cold climate, timer mode, hot indicator, lights, on-screen maintenance and troubleshooting notifications)	\$ 399
-----------	---	--------



Battery Back Up



IntelliFire app



Touch Screen Remote

Venting

Brick Extension Kit

HEAT-OUT-BEK	Exterior Heat-Zone brick extension kit	\$ 75
--------------	--	-------

Venting Notes

Requires 8" DVP pipe. Must have a 18" minimum vertical vent before attaching a 90° elbow to unit. See venting section of manual.

Approved for use with PVLP-SLP, PVI-SLP-B and PVV-SLP with power vent wire harness (order separately) and IFT-RC400 remote. See venting section of manual.

Echelon II 48**Includes:**

- 21,000 - 40,000 Btu/Hour Input (NG)
- 20,000 - 34,000 Btu/Hour Input (LP) • IntelliFire Touch ignition system
- Clear LED dimmable lights
- RC400 remote control
- Battery backup
- Ceramic glass
- Standard with bronze glass media

**Special Considerations:**

- If changing media, follow required number of bags below:
- -- > Crushed Glass: 4 bags of glass
- -- > Natural stones: 3 bags of stone
- -- > Log set & stones: 1 bag of stone

Required to Complete - Sold Separately: • Front

MSRP
USD

ECHEL48IN-C	Echelon II 48" top direct vent fireplace with IntelliFire Touch Ignition System (NG)	\$ 5,929
-------------	--	----------

Fronts - Non-Operable (Required to Complete)**Clean Face Trim**

CFT-48-BK-C	Clean face trim - Black	\$ 489
CFT-48-NB-C	Clean Face Trim - New Bronze	\$ 529
CFT-48-GM-C	Clean face trim - Gun Metal	\$ 529
CFT-48-SS-C	Clean face trim - Stainless Steel	\$ 879

Picture Frame Front

PFF-48-BK-C	Picture frame front - Black	\$ 879
-------------	-----------------------------	--------



Clean Face Trim



Picture Frame Front

Conversion Kit**Conversion Kits**

LPK-ECHEL48	CONVERSION KIT, LP	\$ 101
-------------	--------------------	--------

Gas Logs - Log Set Option		
Driftwood Log Set		
LOGS-DRTWOOD-48	Driftwood log set	\$ 549
Media		
Media		
GLASS-SP	Glass, Sapphire (1 bag)	\$ 74
GLASS-OY	Glass, Onyx (1 bag)	\$ 74
GLASS-DM	Glass, Diamond (1 bag)	\$ 74
GLASS-BZ	Glass, Bronze (1 bag)	\$ 74
Stones		
STONES-NATURAL	Natural stones (1 bag)	\$ 116
Liner Kit		
Black Glass Liner Kit - 48		
BGK-48	Reflective black ceramic glass liner kit	\$ 839
Heat Management		
Heat Management		
PH-SIDETRIM	Passive Heat trim kit for side discharge (includes 2 side registers)(Starting collars sold separately)	\$ 113
PH-MCE	Starting Collars for Non-Ducted Passive Heat (Required when using passive heat - For use with Front, Side, Top Discharges)	\$ 189
PH-FRTRIM-48	Passive Heat Vent Trim Kit For Front Discharge (48")(Starting collars sold separately)	\$ 229
Heat Management - Ducted		
PHTRIM-MCE-48	Ducted vent trim for front discharge using ducted Passive Heat (PHFR-MCE-48)	\$ 279
PHSI-MCE	Ducted Passive Heat kit for side discharge (includes duct and 2 side registers)	\$ 589
PHFR-MCE-48	Ducted Passive Heat kit for front discharge (requires PHTRIM-MCE-48 front trim)	\$ 709
Heat Out Kit		
HEAT-OUT-GAS	Heat out kit (includes termination cap, 25' of 6" round duct, fireplace adapter, damper, wall switch and 350CFM fan at termination)	\$ 1,569
Heat Zone Kit		
HZLIN-ADP	Heat Zone adaptor, must order for using HEAT-ZONE-GAS	\$ 184
HEAT-ZONE-GAS	Heat-Zone Kit includes fan, 20' of 6" round duct, vent, wall adapter & on/off control. Wire Plug Assembly 26D0619 required if controlling w/RC400 remote. Used in IFT units with ACM & not a GFK fan. Compatible for up to 2 HEAT-ZONE-GAS kits. See manual.	\$ 589
Control, remotes, wall switches		
Battery Back Up		
BATTERY-WSK	Battery backup wall switch kit for units with IFT control systems. Includes: On/Off Wall Switch, USB-C Port, Battery Backup, Cover Plate, 12' Wire Harness	\$ 194

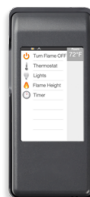
IntelliFire app		
IFT-WFM	IntelliFire Wi-Fi Module that works with the IntelliFire iOS and Android app. Use to control all the features of your fireplace via a smart device. An RC400, RC450 or RC150 is required for thermostat control	\$ 239
Remote/Wall Switch/Wall Thermostat		
IFT-RC150	IntelliFire Touch white wireless wall switch (on/off, cold climate, battery strength	\$ 124
Touch Screen Remote		
IFT-RC400	IntelliFire Touch black remote control, docking station and auxiliary control module (on/off, flame height, thermostat mode, fan control, child lock, cold climate, timer mode, hot indicator, lights, on-screen maintenance and troubleshooting notifications)	\$ 399



Battery Back Up



IntelliFire app



Touch Screen Remote

Venting		
Brick Extension Kit		
HEAT-OUT-BEK	Exterior Heat-Zone brick extension kit	\$ 75
Venting Notes		
Requires 8" DVP pipe. Must have 18" minimum vertical before attaching a 90 degree elbow to the unit. See venting section of manual.		
Approved for use with PVLP-SLP, PVI-SLP-B and PVV-SLP with power vent wire harness (order separately) and IFT-RC400 remote. See venting section of manual.		

Echelon II 60**Includes:**

- 28,000 - 50,000 Btu/Hour Input (NG)
- 20,000 - 37,500 Btu/Hour Input (LP)
- Clear LED dimmable lights
- RC400 remote control
- Battery backup
- Ceramic glass
- Standard with bronze glass media
- IntelliFire Touch ignition system

**Special Considerations:**

- If changing media, follow required number of bags below:
- -- > Crushed Glass: 6 bags of glass
- -- > Natural stones: 3 bags of stone
- -- > Log set & stones: 1 bag of stone

Required to Complete - Sold Separately: • Front

MSRP
USD

ECHEL60IN-C	Echelon II 60" top direct vent fireplace with IntelliFire Touch Ignition System (NG)	\$ 8,359
-------------	--	----------

Fronts - Non-Operable (Required to Complete)**Clean Face Trim**

CFT-60-BK-C	Clean face trim - Black	\$ 809
CFT-60-GM-C	Clean face trim - Gun Metal	\$ 849
CFT-60-NB-C	Clean Face Trim - New Bronze	\$ 849
CFT-60-SS-C	Clean face trim - Stainless Steel	\$ 1,129

Picture Frame Front

PFF-60-BK-C	Picture frame front - Black	\$ 999
-------------	-----------------------------	--------



Clean Face Trim



Picture Frame Front

Conversion Kit**Conversion Kits**

LPK-ECHEL60	CONVERSION KIT, LP	\$ 101
-------------	--------------------	--------

Gas Logs - Log Set Option		
Driftwood Log Set		
LOGS-DRTWOOD-60	Driftwood log set	\$ 679
Media		
Media		
GLASS-SP	Glass, Sapphire (1 bag)	\$ 74
GLASS-OY	Glass, Onyx (1 bag)	\$ 74
GLASS-DM	Glass, Diamond (1 bag)	\$ 74
GLASS-BZ	Glass, Bronze (1 bag)	\$ 74
Stones		
STONES-NATURAL	Natural stones (1 bag)	\$ 116
Liner Kit		
Black Glass Liner Kit - 60		
BGK-60	Reflective black ceramic glass liner kit	\$ 899
Heat Management		
Heat Management		
PH-SIDETRIM	Passive Heat trim kit for side discharge (includes 2 side registers)(Starting collars sold separately)	\$ 113
PH-MCE	Starting Collars for Non-Ducted Passive Heat (Required when using passive heat - For use with Front, Side, Top Discharges)	\$ 189
PH-FRTRIM-60	Passive Heat Vent Trim Kit For Front Discharge (60")(Starting collars sold separately)	\$ 239
Heat Management - Ducted		
PHTRIM-MCE-60	Ducted vent trim for front discharge using ducted Passive Heat (PHFR-MCE-60)	\$ 286
PHFR-MCE-60	Ducted Passive Heat kit for front discharge (requires PHTRIM-MCE-60 front trim)	\$ 779
Heat Out Kit		
HEAT-OUT-GAS	Heat out kit (includes termination cap, 25' of 6" round duct, fireplace adapter, damper, wall switch and 350CFM fan at termination)	\$ 1,569
Heat Zone Kit		
HZLIN-ADP	Heat Zone adaptor, must order for using HEAT-ZONE-GAS	\$ 184
HEAT-ZONE-GAS	Heat-Zone Kit includes fan, 20' of 6" round duct, vent, wall adapter & on/off control. Wire Plug Assembly 26D0619 required if controlling w/RC400 remote. Used in IFT units with ACM & not a GFK fan. Compatible for up to 2 HEAT-ZONE-GAS kits. See manual.	\$ 589
Control, remotes, wall switches		
Battery Back Up		
BATTERY-WSK	Battery backup wall switch kit for units with IFT control systems. Includes: On/Off Wall Switch, USB-C Port, Battery Backup, Cover Plate, 12' Wire Harness	\$ 194

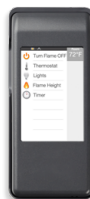
IntelliFire app		
IFT-WFM	IntelliFire Wi-Fi Module that works with the IntelliFire iOS and Android app. Use to control all the features of your fireplace via a smart device. An RC400, RC450 or RC150 is required for thermostat control	\$ 239
Remote/Wall Switch/Wall Thermostat		
IFT-RC150	IntelliFire Touch white wireless wall switch (on/off, cold climate, battery strength	\$ 124
Touch Screen Remote		
IFT-RC400	IntelliFire Touch black remote control, docking station and auxiliary control module (on/off, flame height, thermostat mode, fan control, child lock, cold climate, timer mode, hot indicator, lights, on-screen maintenance and troubleshooting notifications)	\$ 399



Battery Back Up



IntelliFire app



Touch Screen Remote

Venting		
Brick Extension Kit		
HEAT-OUT-BEK	Exterior Heat-Zone brick extension kit	\$ 75
Venting Notes		
Requires 8" DVP pipe. Must have 18" minimum vertical before attaching a 90 degree elbow to unit. See venting section of manual.		
Approved for use with PVLP-SLP, PVI-SLP-B and PVV-SLP with power vent wire harness (order separately) and IFT-RC400 remote. See venting section of manual.		

Echelon II 72**Includes:**

- 30,000 - 58,000 Btu/Hour Input (NG)
- 25,000 - 45,000 Btu/Hour Input (LP)
- Clear LED dimmable lights
- RC400 remote control
- Battery backup
- Ceramic glass
- Standard with bronze glass media
- IntelliFire Touch ignition system

**Special Considerations:**

- If changing media, follow required number of bags below:
- -- > Crushed Glass: 7 bags of glass
- -- > Natural stones: 4 bags of stone
- -- > Log set & stones: 1 bag of stone

Required to Complete - Sold Separately: • Front

MSRP
USD

ECHEL72IN-C	Echelon II 72" top direct vent fireplace with IntelliFire Touch Ignition System (NG)	\$ 10,979
-------------	--	-----------

Fronts - Non-Operable (Required to Complete)**Clean Face Trim**

CFT-72-BK-C	Clean face trim - Black	\$ 859
CFT-72-NB-C	Clean Face Trim - New Bronze	\$ 919
CFT-72-GM-C	Clean face trim - Gun Metal	\$ 919
CFT-72-SS-C	Clean face trim - Stainless Steel	\$ 1,259



Clean Face Trim

Conversion Kit**Conversion Kits**

LPK-ECHEL72	CONVERSION KIT, LP	\$ 101
-------------	--------------------	--------

Gas Logs - Log Set Option**Driftwood Log Set**

LOGS-DRTWOOD-72	Driftwood log set	\$ 799
-----------------	-------------------	--------

Media		
Media		
GLASS-BZ	Glass, Bronze (1 bag)	\$ 74
GLASS-SP	Glass, Sapphire (1 bag)	\$ 74
GLASS-OY	Glass, Onyx (1 bag)	\$ 74
GLASS-DM	Glass, Diamond (1 bag)	\$ 74
Stones		
STONES-NATURAL	Natural stones (1 bag)	\$ 116
Liner Kit		
Black Glass Liner Kit - 72		
BGK-72	Reflective black ceramic glass liner kit	\$ 1,049
Heat Management		
Heat Management		
PH-SIDETRIM	Passive Heat trim kit for side discharge (includes 2 side registers)(Starting collars sold separately)	\$ 113
PH-MCE	Starting Collars for Non-Ducted Passive Heat (Required when using passive heat - For use with Front, Side, Top Discharges)	\$ 189
PH-FRTRIM-72	Passive Heat Vent Trim Kit For Front Discharge (72")(Starting collars sold separately)	\$ 249
Heat Management - Ducted		
PHTRIM-MCE-72	Ducted vent trim for front discharge using ducted Passive Heat (PHFR-MCE-72)	\$ 299
PHFR-MCE-72	Ducted Passive Heat kit for front discharge (requires PHTRIM-MCE-72 front trim)	\$ 829
Heat Out Kit		
HEAT-OUT-GAS	Heat out kit (includes termination cap, 25' of 6" round duct, fireplace adapter, damper, wall switch and 350CFM fan at termination)	\$ 1,569
Heat Zone Kit		
HZLIN-ADP	Heat Zone adaptor, must order for using HEAT-ZONE-GAS	\$ 184
HEAT-ZONE-GAS	Heat-Zone Kit includes fan, 20' of 6" round duct, vent, wall adapter & on/off control. Wire Plug Assembly 26D0619 required if controlling w/RC400 remote. Used in IFT units with ACM & not a GFK fan. Compatible for up to 2 HEAT-ZONE-GAS kits. See manual.	\$ 589
Control, remotes, wall switches		
Battery Back Up		
BATTERY-WSK	Battery backup wall switch kit for units with IFT control systems. Includes: On/Off Wall Switch, USB-C Port, Battery Backup, Cover Plate, 12' Wire Harness	\$ 194
IntelliFire app		
IFT-WFM	IntelliFire Wi-Fi Module that works with the IntelliFire iOS and Android app. Use to control all the features of your fireplace via a smart device. An RC400, RC450 or RC150 is required for thermostat control	\$ 239

Remote/Wall Switch/Wall Thermostat

IFT-RC150	IntelliFire Touch white wireless wall switch (on/off, cold climate, battery strength)	\$ 124
-----------	---	--------

Touch Screen Remote

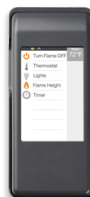
IFT-RC400	IntelliFire Touch black remote control, docking station and auxiliary control module (on/off, flame height, thermostat mode, fan control, child lock, cold climate, timer mode, hot indicator, lights, on-screen maintenance and troubleshooting notifications)	\$ 399
-----------	---	--------



Battery Back Up



IntelliFire app



Touch Screen Remote

Venting

Brick Extension Kit

HEAT-OUT-BEK	Exterior Heat-Zone brick extension kit	\$ 75
--------------	--	-------

Venting Notes

Requires 8" DVP pipe. Must have a 30" minimum vertical before attaching a 90 degree elbow to unit. See venting section of manual.

Approved for use with PVLP-SLP, PVI-SLP-B and PVV-SLP with power vent wire harness (order separately) and IFT-RC400 remote. See venting section of manual.

Jade 32**Includes:**

- 13,250 - 19,000 Btu/Hour Input (NG)
- 12,750 - 16,500 Btu/Hour Input (LP)
- IntelliFire Touch ignition system
- Bronze glass media
- Tempered glass
- Junction box & Battery backup
- Manual gas valve shut-off and flex connector
- 4" x 6-5/8" top vent collar
- If installing a Passive Heat Kit you cannot use a fan
- If ordering lights or fan, must order IFT-RC400

**Special Considerations:**

- If changing media, follow required number of bags below:
- Glass media: 2 bags of glass
- Natural stones: 4 bags of stones
- Log set & stones: 1/2 bag of stones

Required to Complete - Sold Separately: • Front

MSRP
USD

JADE32IN-B	Jade 32" direct vent gas fireplace with IntelliFire Touch ignition system (NG)	\$ 2,789
------------	--	----------

Fronts - Non-Operable (Required to Complete)**Clean Face Trim**

CFTF-32-BK	Clean Face Trim - Black	\$ 449
CFTF-32-GM	Clean Face Trim - Gun Metal	\$ 519
CFTF-32-NB	Clean Face Trim - New Bronze	\$ 519

Picture Frame Front

PFF-32-BK	Picture frame front - Black	\$ 779
-----------	-----------------------------	--------



Clean Face Trim



Picture Frame Front

Conversion Kit**Conversion Kit**

LPK-32LINEAR	LP conversion kit	\$ 101
--------------	-------------------	--------

Gas Logs - Log Set Option		
Driftwood Log Set		
DRTWOOD-JADE	Driftwood log set	\$ 499
Media		
Media		
GLASS-SP	Glass, Sapphire (1 bag)	\$ 74
GLASS-DM	Glass, Diamond (1 bag)	\$ 74
GLASS-BZ	Glass, Bronze (1 bag)	\$ 74
GLASS-OY	Glass, Onyx (1 bag)	\$ 74
Stones		
STONES-NATURAL	Natural stones (1 bag)	\$ 116
Lighting		
LED Accent Light		
LED-LINEAR	LED accent lights (must order LED-SWITCH for multi-color selection)	\$ 389
Refractory		
Glass Refractory		
GLASS-32LINEAR	Fade-resistant reflective black glass interior panels	\$ 609
Fans		
Fan		
GFK-160C	Fan kit 160 CFM (fan only)	\$ 266
Heat Management		
Heat Management		
PH-SIDETRIM	Passive Heat trim kit for side discharge (includes 2 side registers)(Starting collars sold separately)	\$ 113
PH-FRTRIM-32	Passive Heat Vent Trim Kit For Front Discharge (32")(Starting collars sold separately)	\$ 159
PH-LINEAR	Starting Collars for Non-Ducted Passive Heat (Required when using passive heat - For use with Front, Side, Top Discharges)	\$ 209
Heat Out Kit		
HEAT-OUT-GAS	Heat out kit (includes termination cap, 25' of 6" round duct, fireplace adapter, damper, wall switch and 350CFM fan at termination)	\$ 1,569
Heat Zone Kit		
HEAT-ZONE-GAS	Heat-Zone Kit includes fan, 20' of 6" round duct, vent, wall adapter & on/off control. Wire Plug Assembly 26D0619 required if controlling w/RC400 remote. Used in IFT units with ACM & not a GFK fan. Compatible for up to 2 HEAT-ZONE-GAS kits. See manual.	\$ 589
Control, remotes, wall switches		
Battery Back Up		
BATTERY-WSK	Battery backup wall switch kit for units with IFT control systems. Includes: On/Off Wall Switch, USB-C Port, Battery Backup, Cover Plate, 12' Wire Harness	\$ 194

IntelliFire app		
IFT-WFM	IntelliFire Wi-Fi Module that works with the IntelliFire iOS and Android app. Use to control all the features of your fireplace via a smart device. An RC400, RC450 or RC150 is required for thermostat control	\$ 239
IntelliFire Touch Controls - Aux Module		
IFT-ACM	IntelliFire Touch AUX Module. Must order if adding Fan, Lights or Power Vent and want to use the IFT-WFM. Do not need to order if using IFT-RC400 (includes IFT-ACM).	\$ 100
Remote/Wall Switch/Wall Thermostat		
IFT-RC150	IntelliFire Touch white wireless wall switch (on/off, cold climate, battery strength	\$ 124
LED-SWITCH	3 toggle wall switch for multi-color selection	\$ 145
Touch Screen Remote		
IFT-RC400	IntelliFire Touch black remote control, docking station and auxiliary control module (on/off, flame height, thermostat mode, fan control, child lock, cold climate, timer mode, hot indicator, lights, on-screen maintenance and troubleshooting notifications)	\$ 399



Battery Back Up



IntelliFire app



Touch Screen Remote

Venting

Brick Extension Kit

HEAT-OUT-BEK	Exterior Heat-Zone brick extension kit	\$ 75
--------------	--	-------

Venting Notes

Requires 6-5/8" SLP pipe. See venting section.

Approved for use with PVLP-SLP, PVI-SLP-B and PVV-SLP with power vent wire harness and IFT-RC400 remote (order separately). See venting section of manual.

Jade 42**Includes:**

- 17,500 - 25,250 Btu/Hour Input (NG)
- 17,500 - 25,500 Btu/Hour Input (LP)
- IntelliFire Touch ignition system
- Bronze glass media
- Tempered glass
- Junction box & Battery backup
- Manual gas valve shut-off and flex connector
- 4" x 6-58" top vent collar
- If installing a Passive Heat Kit you cannot use a fan
- If ordering lights or fan, must order IFT-RC400

**Special Considerations:**

- If changing media, follow required number of bags below:
- Glass media: 3 bags of glass
- Natural stones: 6 bags of stones
- Log set & stones: 1 bag of stones

Required to Complete - Sold Separately: • Front

MSRP
USD

JADE42IL-B	Jade 42" direct vent gas fireplace with IntelliFire Touch ignition system (LP)	\$ 3,439
JADE42IN-B	Jade 42" direct vent gas fireplace with IntelliFire Touch ignition system (NG)	\$ 3,439

Fronts - Non-Operable (Required to Complete)**Clean Face Trim**

CFTF-42-BK	Clean Face Trim - Black	\$ 489
CFTF-42-GM	Clean Face Trim - Gun Metal	\$ 559
CFTF-42-NB	Clean Face Trim - New Bronze	\$ 559

Picture Frame Front

PFF-42-BK	Picture frame front - Black	\$ 799
-----------	-----------------------------	--------



Clean Face Trim



Picture Frame Front

Gas Logs - Log Set Option**Driftwood Log Set**

DRTWOOD-JADE	Driftwood log set	\$ 499
--------------	-------------------	--------

Media		
Media		
GLASS-BZ	Glass, Bronze (1 bag)	\$ 74
GLASS-DM	Glass, Diamond (1 bag)	\$ 74
GLASS-OY	Glass, Onyx (1 bag)	\$ 74
GLASS-SP	Glass, Sapphire (1 bag)	\$ 74
Stones		
STONES-NATURAL	Natural stones (1 bag)	\$ 116
Lighting		
LED Accent Light		
LED-LINEAR	LED accent lights (must order LED-SWITCH for multi-color selection)	\$ 389
Refractory		
Glass Refractory		
GLASS-42LINEAR	Fade-resistant reflective black glass interior panels	\$ 649
Fans		
Fan		
GFK-160C	Fan kit 160 CFM (fan only)	\$ 266
Heat Management		
Heat Management		
PH-SIDETRIM	Passive Heat trim kit for side discharge (includes 2 side registers)(Starting collars sold separately)	\$ 113
PH-LINEAR	Starting Collars for Non-Ducted Passive Heat (Required when using passive heat - For use with Front, Side, Top Discharges)	\$ 209
PH-FRTRIM-42	Passive Heat Vent Trim Kit For Front Discharge (42")(Starting collars sold separately)	\$ 219
Heat Out Kit		
HEAT-OUT-GAS	Heat out kit (includes termination cap, 25' of 6" round duct, fireplace adapter, damper, wall switch and 350CFM fan at termination)	\$ 1,569
Heat Zone Kit		
HEAT-ZONE-GAS	Heat-Zone Kit includes fan, 20' of 6" round duct, vent, wall adapter & on/off control. Wire Plug Assembly 26D0619 required if controlling w/RC400 remote. Used in IFT units with ACM & not a GFK fan. Compatible for up to 2 HEAT-ZONE-GAS kits. See manual.	\$ 589
Control, remotes, wall switches		
Battery Back Up		
BATTERY-WSK	Battery backup wall switch kit for units with IFT control systems. Includes: On/Off Wall Switch, USB-C Port, Battery Backup, Cover Plate, 12' Wire Harness	\$ 194
IntelliFire app		
IFT-WFM	IntelliFire Wi-Fi Module that works with the IntelliFire iOS and Android app. Use to control all the features of your fireplace via a smart device. An RC400, RC450 or RC150 is required for thermostat control	\$ 239

IntelliFire Touch Controls - Aux Module

IFT-ACM	IntelliFire Touch AUX Module. Must order if adding Fan, Lights or Power Vent and want to use the IFT-WFM. Do not need to order if using IFT-RC400 (includes IFT-ACM).	\$ 100
---------	---	--------

Remote/Wall Switch/Wall Thermostat

IFT-RC150	IntelliFire Touch white wireless wall switch (on/off, cold climate, battery strength	\$ 124
LED-SWITCH	3 toggle wall switch for multi-color selection	\$ 145

Touch Screen Remote

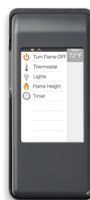
IFT-RC400	IntelliFire Touch black remote control, docking station and auxiliary control module (on/off, flame height, thermostat mode, fan control, child lock, cold climate, timer mode, hot indicator, lights, on-screen maintenance and troubleshooting notifications)	\$ 399
-----------	---	--------



Battery Back Up



IntelliFire app



Touch Screen Remote

Venting**Brick Extension Kit**

HEAT-OUT-BEK	Exterior Heat-Zone brick extension kit	\$ 75
--------------	--	-------

Venting Notes

Requires 6-5/8" SLP pipe. Must have a 12" minimum vertical vent before attaching a 90° elbow to unit. See venting section.

Approved for use with PVLP-SLP, PVI-SLP-B and PVV-SLP with power vent wire harness and IFT-RC400 remote (order separately). See venting section of manual.

Marquis II 36 IFT**Includes:**

- 25,000 - 44,000 Btu/Hour Input (NG)
- 24,000 - 43,500 Btu/Hour Input (LP)
- RC400 touchscreen remote
- LED ember bed lighting
- LED accent lighting
- ClearView ceramic glass
- 7 ceramic fiber split logs
- Gas flex connector
- Junction box
- IntelliFire Touch ignition



Required to Complete - Sold Separately: • Front • Refractory

MSRP
USD

MARQ36IN-B	Marquis II 36" top, direct vent fireplace with IntelliFire Touch ignition (NG)	\$ 6,039
------------	--	----------

Fronts - Non-Operable (Required to Complete)**Firescreens**

FSMQ36BK	Firescreen Front, 36" - Black	\$ 709
FSMQ36GM	Firescreen Front, 36" - Gun Metal	\$ 769
FSMQ36NB	Firescreen front 36", New Bronze	\$ 769

Refractory (Required to Complete)**Refractory**

2614-053	Hearthbrick and top for 36" Black Glass walls (must order GLMQ36 Reflective Black Glass walls as well)	\$ 389
BRICKMQ36TB-B	Brick interior panels Marq36 - Tavern Brown - Traditional	\$ 819
BRICKMQ36HB-B	Brick interior panels Marq36 - Tavern Brown herringbone	\$ 839
GLMQ36	Reflective black glass walls for 36" (must order 36" hearthbrick and top as well)	\$ 1,079

Conversion Kit**Conversion Kits**

LPKMARQ36	LP conversion kit	\$ 101
-----------	-------------------	--------

Heat Management**Heat Out Kit**

HEAT-OUT-GAS	Heat out kit (includes termination cap, 25' of 6" round duct, fireplace adapter, damper, wall switch and 350CFM fan at termination)	\$ 1,569
--------------	---	----------

Heat Zone Kit

HEAT-ZONE-GAS	Heat-Zone Kit includes fan, 20' of 6" round duct, vent, wall adapter & on/off control. Wire Plug Assembly 26D0619 required if controlling w/RC400 remote. Used in IFT units with ACM & not a GFK fan. Compatible for up to 2 HEAT-ZONE-GAS kits. See manual.	\$ 589
---------------	--	--------

Control, remotes, wall switches**Battery Back Up**

BATTERY-WSK	Battery backup wall switch kit for units with IFT control systems. Includes: On/Off Wall Switch, USB-C Port, Battery Backup, Cover Plate, 12' Wire Harness	\$ 194
-------------	--	--------

IntelliFire app

IFT-WFM	IntelliFire Wi-Fi Module that works with the IntelliFire iOS and Android app. Use to control all the features of your fireplace via a smart device. An RC400, RC450 or RC150 is required for thermostat control	\$ 239
---------	---	--------

Remote/Wall Switch/Wall Thermostat

IFT-RC150	IntelliFire Touch white wireless wall switch (on/off, cold climate, battery strength	\$ 124
-----------	--	--------

Touch Screen Remote

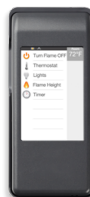
IFT-RC400	IntelliFire Touch black remote control, docking station and auxiliary control module (on/off, flame height, thermostat mode, fan control, child lock, cold climate, timer mode, hot indicator, lights, on-screen maintenance and troubleshooting notifications)	\$ 399
-----------	---	--------



Battery Back Up



IntelliFire app



Touch Screen Remote

Venting**Brick Extension Kit**

HEAT-OUT-BEK	Exterior Heat-Zone brick extension kit	\$ 75
--------------	--	-------

Venting Notes

Requires 8" DVP pipe. Must have a 24" minimum vertical vent before attaching a 90° elbow to unit. See Venting section.

Approved for use with PVLP-SLP, PVI-SLP-B and PVV-SLP with power vent wire harness (order separately). See venting section of manual.

Marquis II 42 IFT**Includes:**

- 30,000 - 54,500 Btu/Hour Input (NG)
- 23,500 - 47,500 Btu/Hour Input (LP)
- RC400 touchscreen remote
- LED ember bed lighting
- LED accent lighting
- ClearView ceramic glass
- 7 ceramic fiber split logs
- Gas flex connector
- Junction box
- IntelliFire Touch ignition



Required to Complete - Sold Separately: • Front • Refractory

MSRP
USD

MARQ42IN-B	Marquis II 42" top, direct vent fireplace with IntelliFire Touch ignition (NG)	\$ 6,699
------------	--	----------

Fronts - Non-Operable (Required to Complete)**Firescreens**

FSMQ42BK	Firescreen Front, 42" - Black	\$ 779
FSMQ42GM	Firescreen Front, 42" - Gun Metal	\$ 819
FSMQ42NB	Firescreen front 42", New Bronze	\$ 819

Refractory (Required to Complete)**Refractory**

2615-053	Hearthbrick and top for 42" Black Glass walls (must order GLMQ42 Reflective Black Glass walls as well)	\$ 389
BRICKMQ42TB-B	Brick interior panels Marq42 - Tavern Brown	\$ 879
BRICKMQ42HB-B	Brick interior panels Marq42 - Tavern Brown herringbone	\$ 899
GLMQ42	Reflective black glass walls for 42" (must order 42" hearthbrick and top as well)	\$ 1,239

Conversion Kit**Conversion Kits**

LPKMARQ42	LP conversion kit	\$ 101
-----------	-------------------	--------

Heat Management**Heat Out Kit**

HEAT-OUT-GAS	Heat out kit (includes termination cap, 25' of 6" round duct, fireplace adapter, damper, wall switch and 350CFM fan at termination)	\$ 1,569
--------------	---	----------

Heat Zone Kit

HEAT-ZONE-GAS	Heat-Zone Kit includes fan, 20' of 6" round duct, vent, wall adapter & on/off control. Wire Plug Assembly 26D0619 required if controlling w/RC400 remote. Used in IFT units with ACM & not a GFK fan. Compatible for up to 2 HEAT-ZONE-GAS kits. See manual.	\$ 589
---------------	--	--------

Control, remotes, wall switches**Battery Back Up**

BATTERY-WSK	Battery backup wall switch kit for units with IFT control systems. Includes: On/Off Wall Switch, USB-C Port, Battery Backup, Cover Plate, 12' Wire Harness	\$ 194
-------------	--	--------

IntelliFire app

IFT-WFM	IntelliFire Wi-Fi Module that works with the IntelliFire iOS and Android app. Use to control all the features of your fireplace via a smart device. An RC400, RC450 or RC150 is required for thermostat control	\$ 239
---------	---	--------

Remote/Wall Switch/Wall Thermostat

IFT-RC150	IntelliFire Touch white wireless wall switch (on/off, cold climate, battery strength	\$ 124
-----------	--	--------

Touch Screen Remote

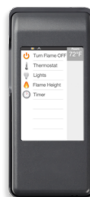
IFT-RC400	IntelliFire Touch black remote control, docking station and auxiliary control module (on/off, flame height, thermostat mode, fan control, child lock, cold climate, timer mode, hot indicator, lights, on-screen maintenance and troubleshooting notifications)	\$ 399
-----------	---	--------



Battery Back Up



IntelliFire app



Touch Screen Remote

Venting**Brick Extension Kit**

HEAT-OUT-BEK	Exterior Heat-Zone brick extension kit	\$ 75
--------------	--	-------

Venting Notes

Requires 8" DVP pipe. Must have a 24" minimum vertical vent before attaching a 90° elbow to unit (36" for LP). See Venting section.

Approved for use with PVLP-SLP, PVI-SLP-B and PVV-SLP with power vent wire harness (order separately). See venting section of manual.

Mercury 32**Includes:**

- 13,500 - 19,100 Btu/Hour Input (NG)
- 14,500 - 19,100 Btu/Hour Input (LP)
- 5" x 8" rear vent collar
- 4" x 6 5/8" top vent collar
- 6 ceramic fiber logs
- Full firescreen front and hood
- Gas flex connector
- Glowing embers
- Battery backup
- Junction box
- 12' control wire
- Tempered glass



No additional items required to complete.

MSRP
USD

MERC32IN	Mercury 32" Direct Vent Gas Fireplace, top/rear vent with Intellifire (NG)	\$ 2,169
----------	--	----------

Fans**Fan**

GFK-160C	Fan kit 160 CFM (fan only)	\$ 266
GFK-160A	Fan kit 160 CFM (includes rheostat and temperature sensor)	\$ 327

Trim Kits**Trim Kit 550**

550-TRIM3-BK-B	Trim Kit, 3 Sided - Black (not for use with Clean Face Kit)	\$ 319
550-TRIM4-BK-B	Trim Kit, 4 Sided - Black (not for use with Clean Face Kit)	\$ 379

Control, remotes, wall switches**Remote/Wall Switch/Wall Thermostat**

RCT-MLT-HHT	IPI Remote Control (on/off, fan speed, flame control, temperature readout, thermostat mode, timer mode)	\$ 409
-------------	---	--------

Smart Stat Remote Control

SMART-STAT-HHT	Remote Control - IPI or SP (on/off, temp readout, thermostat mode, timer mode)	\$ 299
----------------	--	--------

Wall Switch

WSK-21-W	Wall switch kit- White (includes 20 ft of wire)	\$ 41
----------	---	-------

Service Parts**Service Parts**

LPK-3732	NG TO LP CONV. KIT, 3732	\$ 101
----------	--------------------------	--------

Venting Notes

Requires SLP series or SLP-Flex series pipe when venting off top of unit. See Venting section.

Requires DVP series pipe when venting off rear of unit. See Venting section.

Approved for use with PVLP-SLP, PVI-SLP-B and PVV-SLP with PV-IPI-CK kit, power vent wire harness and RC100, 200 or 300 control (order separately). See venting section of manual.

Meridian 36**Includes:**

- 16,000 - 30,000 Btu/Hour Input (NG)
- 17,000 - 28,000 Btu/Hour Input (LP)
- 12 ft Wall switch wire
- Tempered glass
- 6 ceramic fiber logs
- Glowing embers
- Battery backup
- IntelliFire Touch Ignition System

**Special Considerations:**

- Flame adjustment requires RC400 or IFT-WFM

Required to Complete - Sold Separately: • Front

MSRP
USD

MER36N	Meridian 36" top/rear direct vent fireplace with Intellifire Touch ignition (NG)	\$ 3,149
MER36L	Meridian 36" top/rear direct vent fireplace with IntelliFire Touch ignition (LP)	\$ 3,149

Fronts (Required to Complete)**Essence**

ESSENCE36BK	Essence inside fit front - Black	\$ 379
-------------	----------------------------------	--------

Ventura

VENTURA36BK	Ventura overlap front - Black	\$ 659
VENTURA36NB	Ventura overlap front - New Bronze	\$ 709

Manor


MANOR36BK	Manor arched overlap fit front with ClearVue mesh - Black	\$ 1,079
MANOR36NB	Manor arched overlap fit front with ClearVue mesh - New Bronze	\$ 1,129

Ensemble

ENSEMBLE36GM	Ensemble overlap front with ClearVue mesh and Gun Metal trim	\$ 1,399
ENSEMBLE36NB	Ensemble overlap front with ClearVue mesh and New Bronze trim	\$ 1,449




Essence



Ventura



Manor



Ensemble

Liner Kit		
Brick Refractory		
BRICK36MTB	Brick interior panels - Traditional - Tavern Brown	\$ 379
BRICK36MTBH	Bick interior panels - Herringbone - Tavern Brown	\$ 409
BRICK36MCS	Brick interior panels - Castle Stone	\$ 749
Liner Kit Black Glass Liner - 2 Sided		
GL-36M	3 Pc - 2-Sided Reflective Black Glass/Matte Glass Liner	\$ 999
Fans		
Fan		
GFK-160C	Fan kit 160 CFM (fan only)	\$ 266
GFK-160A	Fan kit 160 CFM (includes rheostat and temperature sensor)	\$ 327
Heat Management		
Heat Management		
PH-SIDETRIM	Passive Heat trim kit for side discharge (includes 2 side registers)(Starting collars sold separately)	\$ 113
PH-FRTRIM-36	Passive Heat Vent Trim Kit For Front Discharge (36")(Starting collars sold separately)	\$ 219
PH-MR	Passive Heat Kit starting collars (requires a side or front trim kit or use open top chase)	\$ 279
Heat Out Kit		
HEAT-OUT-GAS	Heat out kit (includes termination cap, 25' of 6" round duct, fireplace adapter, damper, wall switch and 350CFM fan at termination)	\$ 1,569
Heat Zone Kit		
HZMR-ADP	Required adaptor for HEAT-ZONE-GAS when not being paired with Passive Heat	\$ 107
HEAT-ZONE-GAS	Heat-Zone Kit includes fan, 20' of 6" round duct, vent, wall adapter & on/off control. Wire Plug Assembly 26D0619 required if controlling w/RC400 remote. Used in IFT units with ACM & not a GFK fan. Compatible for up to 2 HEAT-ZONE-GAS kits. See manual.	\$ 589
Control, remotes, wall switches		
Battery Back Up		
BATTERY-WSK	Battery backup wall switch kit for units with IFT control systems. Includes: On/Off Wall Switch, USB-C Port, Battery Backup, Cover Plate, 12' Wire Harness	\$ 194
IntelliFire app		
IFT-WFM	IntelliFire Wi-Fi Module that works with the IntelliFire iOS and Android app. Use to control all the features of your fireplace via a smart device. An RC400, RC450 or RC150 is required for thermostat control	\$ 239
IntelliFire Touch Controls - Aux Module		
IFT-ACM	IntelliFire Touch AUX Module. Must order if adding Fan, Lights or Power Vent and want to use the IFT-WFM. Do not need to order if using IFT-RC400 (includes IFT-ACM).	\$ 100

Remote/Wall Switch/Wall Thermostat

IFT-RC150	IntelliFire Touch white wireless wall switch (on/off, cold climate, battery strength)	\$ 124
-----------	---	--------

Touch Screen Remote

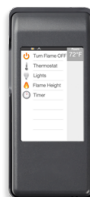
IFT-RC400	IntelliFire Touch black remote control, docking station and auxiliary control module (on/off, flame height, thermostat mode, fan control, child lock, cold climate, timer mode, hot indicator, lights, on-screen maintenance and troubleshooting notifications)	\$ 399
-----------	---	--------



Battery Back Up



IntelliFire app



Touch Screen Remote

Venting

Brick Extension Kit

HEAT-OUT-BEK	Exterior Heat-Zone brick extension kit	\$ 75
--------------	--	-------

Venting Notes

Requires 8" DVP pipe.

Approved for use with SLP pipe. Restrictions apply. See Installation manual for venting specifications.

Approved for use with PVLP-SLP, PVI-SLP-B and PVV-SLP with power vent wire harness and IFT-RC400 remote (order separately). See venting section of manual.

Meridian 36 Modern**Includes:**

- 17,000 - 34,000 Btu/Hour Input (NG)
- Ceramic glass
- Junction Box
- 2 sided black ceramic glass liner
- 12 ft wall switch wire
- Battery backup
- IntelliFire Touch ignition system

**Special Considerations:**

- STONES-NATURAL: 3 bags (must use with crushed glass media)
- Flame adjustment requires RC400 or IFT-WFM
- Please note: LP is not available for this fireplace

Required to Complete - Sold Separately: • Front • Crushed Glass Media (Qty 2)

MSRP
USD

MER36MN	Meridian 36" Modern top direct vent gas fireplace with Intellifire Touch ignition (NG)	\$ 4,199
---------	--	----------

Fronts (Required to Complete)**Essence**

ESSENCE36BK	Essence inside fit front - Black	\$ 379
-------------	----------------------------------	--------

Ventura

VENTURA36BK	Ventura overlap front - Black	\$ 659
VENTURA36NB	Ventura overlap front - New Bronze	\$ 709

Manor

MANOR36BK	Manor arched overlap fit front with ClearVue mesh - Black	\$ 1,079
MANOR36NB	Manor arched overlap fit front with ClearVue mesh - New Bronze	\$ 1,129

Ensemble

ENSEMBLE36GM	Ensemble overlap front with ClearVue mesh and Gun Metal trim	\$ 1,399
ENSEMBLE36NB	Ensemble overlap front with ClearVue mesh and New Bronze trim	\$ 1,449




Essence



Ventura



Manor



Ensemble

Media (Required to Complete)		
Crushed Glass Media		
MEDIA-CP	Copper Embers - Crushed Glass Media (1 bag, 5lbs)	\$ 79
MEDIA-CY	Crystal Embers - Crushed Glass Media (1 bag, 5lbs)	\$ 79
MEDIA-GT	Graphite Embers - Crushed Glass Media (1 bag, 5lbs)	\$ 79
MEDIA-SM	Smoked Embers - Crushed Glass Media (1 bag, 5lbs)	\$ 79
Stones		
STONES-NATURAL	Natural stones (1 bag)	\$ 116
Gas Logs - Log Set Option		
Logs		
LOGS-KMOD	Driftwood Logs (must use Crushed Glass Media)	\$ 549
Fans		
Fan		
GFK-160C	Fan kit 160 CFM (fan only)	\$ 266
GFK-160A	Fan kit 160 CFM (includes rheostat and temperature sensor)	\$ 327
Heat Management		
Heat Management		
PH-SIDETRIM	Passive Heat trim kit for side discharge (includes 2 side registers)(Starting collars sold separately)	\$ 113
PH-FRTRIM-36	Passive Heat Vent Trim Kit For Front Discharge (36")(Starting collars sold separately)	\$ 219
PH-MR	Passive Heat Kit starting collars (requires a side or front trim kit or use open top chase)	\$ 279
Heat Out Kit		
HEAT-OUT-GAS	Heat out kit (includes termination cap, 25' of 6" round duct, fireplace adapter, damper, wall switch and 350CFM fan at termination)	\$ 1,569
Heat Zone Kit		
HZMR-ADP	Required adaptor for HEAT-ZONE-GAS when not being paired with Passive Heat	\$ 107
HEAT-ZONE-GAS	Heat-Zone Kit includes fan, 20' of 6" round duct, vent, wall adapter & on/off control. Wire Plug Assembly 26D0619 required if controlling w/RC400 remote. Used in IFT units with ACM & not a GFK fan. Compatible for up to 2 HEAT-ZONE-GAS kits. See manual.	\$ 589
Control, remotes, wall switches		
IntelliFire app		
IFT-WFM	IntelliFire Wi-Fi Module that works with the IntelliFire iOS and Android app. Use to control all the features of your fireplace via a smart device. An RC400, RC450 or RC150 is required for thermostat control	\$ 239
IntelliFire Touch Controls - Aux Module		
IFT-ACM	IntelliFire Touch AUX Module. Must order if adding Fan, Lights or Power Vent and want to use the IFT-WFM. Do not need to order if using IFT-RC400 (includes IFT-ACM).	\$ 100

Remote/Wall Switch/Wall Thermostat

IFT-RC150	IntelliFire Touch white wireless wall switch (on/off, cold climate, battery strength)	\$ 124
-----------	---	--------

Touch Screen Remote

IFT-RC400	IntelliFire Touch black remote control, docking station and auxiliary control module (on/off, flame height, thermostat mode, fan control, child lock, cold climate, timer mode, hot indicator, lights, on-screen maintenance and troubleshooting notifications)	\$ 399
-----------	---	--------



IntelliFire app



Touch Screen Remote

Venting

Brick Extension Kit

HEAT-OUT-BEK	Exterior Heat-Zone brick extension kit	\$ 75
--------------	--	-------

Venting Notes

Requires 8" DVP pipe. Must have a 6" minimum vertical vent before attaching a 90 degree elbow to the fireplace. See Venting section.

Approved for use with SLP pipe. Restrictions apply. See Installation manual for venting specifications.

Approved for use with PVLP-SLP, PVI-SLP-B and PVV-SLP with power vent wire harness and IFT-RC400 remote (order separately). See venting section of manual.

Meridian 36 Platinum

Includes:

- 22,000 - 40,000 Btu/Hour Input (NG)
- 21,000 - 40,000 Btu/Hour Input (LP)
- Ceramic glass
- 6 Ceramic fiber logs
- LED Accent lighting (not used with Black glass liner)
- GFK-160 variable speed fan
- LED illuminated embers
- Gas flex connector
- RC-400 Touchscreen remote control
- IntelliFire Touch Ignition System
- Battery backup



Required to Complete - Sold Separately: • Front • Liner Kit

MSRP
USD

MER36PN	Meridian Platinum 36" top/rear direct vent fireplace with Intellifire Touch ignition (NG)	\$ 4,919
MER36PL	Meridian Platinum 36" top/rear direct vent fireplace with Intellifire Touch ignition (LP)	\$ 4,919

Fronts (Required to Complete)

Essence

ESSENCE36BK	Essence inside fit front - Black	\$ 379
-------------	----------------------------------	--------

Ventura

VENTURA36BK	Ventura overlap front - Black	\$ 659
VENTURA36NB	Ventura overlap front - New Bronze	\$ 709

Manor


MANOR36BK	Manor arched overlap fit front with ClearVue mesh - Black	\$ 1,079
MANOR36NB	Manor arched overlap fit front with ClearVue mesh - New Bronze	\$ 1,129

Ensemble

ENSEMBLE36GM	Ensemble overlap front with ClearVue mesh and Gun Metal trim	\$ 1,399
ENSEMBLE36NB	Ensemble overlap front with ClearVue mesh and New Bronze trim	\$ 1,449




Essence



Ventura



Manor



Ensemble

Liner Kit (Required to Complete)		
Brick Refractory		
BRICK36MPLTB	Brick Interior Panels - Traditional - Tavern Brown	\$ 519
BRICK36MPLTBH	Brick Interior Panels - Herringbone - Tavern Brown	\$ 549
BRICK36MPLCS	Brick Interior Panels - Castle Stone	\$ 959
Liner Kit Black Glass Liner - 2 Sided		
GL-36MX	4 Pc - 2-Sided Reflective Black Glass/Matte Glass Liner	\$ 1,109
Fans		
Fan		
GFK-160C	Fan kit 160 CFM (fan only)	\$ 266
GFK-160A	Fan kit 160 CFM (includes rheostat and temperature sensor)	\$ 327
Heat Management		
Heat Management		
PH-SIDETRIM	Passive Heat trim kit for side discharge (includes 2 side registers)(Starting collars sold separately)	\$ 113
PH-FRTRIM-36	Passive Heat Vent Trim Kit For Front Discharge (36")(Starting collars sold separately)	\$ 219
PH-MR	Passive Heat Kit starting collars (requires a side or front trim kit or use open top chase)	\$ 279
Heat Out Kit		
HEAT-OUT-GAS	Heat out kit (includes termination cap, 25' of 6" round duct, fireplace adapter, damper, wall switch and 350CFM fan at termination)	\$ 1,569
Heat Zone Kit		
HZMR-ADP	Required adaptor for HEAT-ZONE-GAS when not being paired with Passive Heat	\$ 107
HEAT-ZONE-GAS	Heat-Zone Kit includes fan, 20' of 6" round duct, vent, wall adapter & on/off control. Wire Plug Assembly 26D0619 required if controlling w/RC400 remote. Used in IFT units with ACM & not a GFK fan. Compatible for up to 2 HEAT-ZONE-GAS kits. See manual.	\$ 589
Control, remotes, wall switches		
Battery Back Up		
BATTERY-WSK	Battery backup wall switch kit for units with IFT control systems. Includes: On/Off Wall Switch, USB-C Port, Battery Backup, Cover Plate, 12' Wire Harness	\$ 194
IntelliFire app		
IFT-WFM	IntelliFire Wi-Fi Module that works with the IntelliFire iOS and Android app. Use to control all the features of your fireplace via a smart device. An RC400, RC450 or RC150 is required for thermostat control	\$ 239
IntelliFire Touch Controls - Aux Module		
IFT-ACM	IntelliFire Touch AUX Module. Must order if adding Fan, Lights or Power Vent and want to use the IFT-WFM. Do not need to order if using IFT-RC400 (includes IFT-ACM).	\$ 100

Remote/Wall Switch/Wall Thermostat		
------------------------------------	--	--

IFT-RC150	IntelliFire Touch white wireless wall switch (on/off, cold climate, battery strength)	\$ 124
-----------	---	--------

Touch Screen Remote		
---------------------	--	--

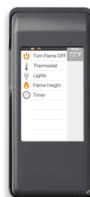
IFT-RC400	IntelliFire Touch black remote control, docking station and auxiliary control module (on/off, flame height, thermostat mode, fan control, child lock, cold climate, timer mode, hot indicator, lights, on-screen maintenance and troubleshooting notifications)	\$ 399
-----------	---	--------



Battery Back Up



IntelliFire app



Touch Screen Remote

Venting		
---------	--	--

Brick Extension Kit		
---------------------	--	--

HEAT-OUT-BEK	Exterior Heat-Zone brick extension kit	\$ 75
--------------	--	-------

Venting Notes		
---------------	--	--

Requires 8" DVP pipe.

Approved for use with SLP pipe. Restrictions apply. See Installation manual for venting specifications.

Approved for use with PVLP-SLP, PVI-SLP-B and PVV-SLP with power vent wire harness and IFT-RC400 remote (order separately). See venting section of manual.
--

Meridian 42**Includes:**

- 19,000 - 35,000 Btu/Hour Input (NG)
- 17,000 - 34,000 Btu/Hour Input (LP)
- 12 ft Wall switch wire
- Tempered glass
- 6 ceramic fiber logs
- Glowing embers
- Battery backup
- IntelliFire Touch Ignition System

**Special Considerations:**

- Flame adjustment requires RC400 or IFT-WFM

Required to Complete - Sold Separately: • Front

MSRP
USD

MER42L	Meridian 42" top/rear direct vent fireplace with Intellifire Touch ignition (LP)	\$ 4,059
MER42N	Meridian 42" top/rear direct vent fireplace with Intellifire Touch ignition (NG)	\$ 4,059

Fronts (Required to Complete)**Essence**

ESSENCE42BK	Essence inside fit front - Black	\$ 419
-------------	----------------------------------	--------

Ventura

VENTURA42BK	Ventura overlap front - Black	\$ 759
VENTURA42NB	Ventura overlap front - New Bronze	\$ 809

Manor


MANOR42BK	Manor arched overlap fit front with ClearVue mesh - Black	\$ 1,189
MANOR42NB	Manor arched overlap fit front with ClearVue mesh - New Bronze	\$ 1,239

Ensemble

ENSEMBLE42GM	Ensemble overlap front with ClearVue mesh and Gun Metal trim	\$ 1,609
ENSEMBLE42NB	Ensemble overlap front with ClearVue mesh and New Bronze trim	\$ 1,669




Essence



Ventura



Manor



Ensemble

Liner Kit		
Brick Refractory		
BRICK42MTB	Brick Interior Panels - Traditional - Tavern Brown	\$ 429
BRICK42MTBH	Brick Interior Panels - Herringbone - Tavern Brown	\$ 469
BRICK42MCS	Brick Interior Panels - Castle Stone	\$ 849
Liner Kit Black Glass Liner - 2 Sided		
GL-42M	3 Pc - 2-Sided Reflective Black Glass/Matte Glass Liner	\$ 1,109
Fans		
Fan		
GFK-160C	Fan kit 160 CFM (fan only)	\$ 266
GFK-160A	Fan kit 160 CFM (includes rheostat and temperature sensor)	\$ 327
Heat Management		
Heat Management		
PH-SIDETRIM	Passive Heat trim kit for side discharge (includes 2 side registers)(Starting collars sold separately)	\$ 113
PH-FRTRIM-42	Passive Heat Vent Trim Kit For Front Discharge (42")(Starting collars sold separately)	\$ 219
PH-MR	Passive Heat Kit starting collars (requires a side or front trim kit or use open top chase)	\$ 279
Heat Out Kit		
HEAT-OUT-GAS	Heat out kit (includes termination cap, 25' of 6" round duct, fireplace adapter, damper, wall switch and 350CFM fan at termination)	\$ 1,569
Heat Zone Kit		
HZMR-ADP	Required adaptor for HEAT-ZONE-GAS when not being paired with Passive Heat	\$ 107
HEAT-ZONE-GAS	Heat-Zone Kit includes fan, 20' of 6" round duct, vent, wall adapter & on/off control. Wire Plug Assembly 26D0619 required if controlling w/RC400 remote. Used in IFT units with ACM & not a GFK fan. Compatible for up to 2 HEAT-ZONE-GAS kits. See manual.	\$ 589
Control, remotes, wall switches		
Battery Back Up		
BATTERY-WSK	Battery backup wall switch kit for units with IFT control systems. Includes: On/Off Wall Switch, USB-C Port, Battery Backup, Cover Plate, 12' Wire Harness	\$ 194
IntelliFire app		
IFT-WFM	IntelliFire Wi-Fi Module that works with the IntelliFire iOS and Android app. Use to control all the features of your fireplace via a smart device. An RC400, RC450 or RC150 is required for thermostat control	\$ 239
IntelliFire Touch Controls - Aux Module		
IFT-ACM	IntelliFire Touch AUX Module. Must order if adding Fan, Lights or Power Vent and want to use the IFT-WFM. Do not need to order if using IFT-RC400 (includes IFT-ACM).	\$ 100

Remote/Wall Switch/Wall Thermostat

IFT-RC150	IntelliFire Touch white wireless wall switch (on/off, cold climate, battery strength)	\$ 124
-----------	---	--------

Touch Screen Remote

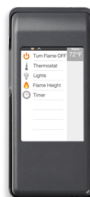
IFT-RC400	IntelliFire Touch black remote control, docking station and auxiliary control module (on/off, flame height, thermostat mode, fan control, child lock, cold climate, timer mode, hot indicator, lights, on-screen maintenance and troubleshooting notifications)	\$ 399
-----------	---	--------



Battery Back Up



IntelliFire app



Touch Screen Remote

Venting

Brick Extension Kit

HEAT-OUT-BEK	Exterior Heat-Zone brick extension kit	\$ 75
--------------	--	-------

Venting Notes

Requires 8" DVP pipe.

Approved for use with SLP pipe. Restrictions apply. See Installation manual for venting specifications.

Approved for use with PVLP-SLP, PVI-SLP-B and PVV-SLP with power vent wire harness and IFT-RC400 remote (order separately). See venting section of manual.

Meridian 42 Modern

Includes:

- 18,000 - 36,000 Btu/Hour Input (NG)
- Ceramic glass
- 12 ft wall switch wire
- 2 sided black ceramic glass liner
- Battery backup
- IntelliFire Touch ignition system



Special Considerations:

- STONES-NATURAL: 3 bags (must use with crushed glass media)
- Flame adjustment requires RC400 or IFT-WFM
- Please note: LP is not available for this fireplace

Required to Complete - Sold Separately: • Front

• Crushed Glass Media (Qty 3)

MSRP
USD

MER42MN	Meridian 42" Modern top direct vent gas fireplace with Intellifire Touch ignition (NG)	\$ 4,729
---------	--	----------

Fronts (Required to Complete)

Essence

ESSENCE42BK	Essence inside fit front - Black	\$ 419
-------------	----------------------------------	--------

Ventura

VENTURA42BK	Ventura overlap front - Black	\$ 759
VENTURA42NB	Ventura overlap front - New Bronze	\$ 809

Manor


MANOR42BK	Manor arched overlap fit front with ClearVue mesh - Black	\$ 1,189
MANOR42NB	Manor arched overlap fit front with ClearVue mesh - New Bronze	\$ 1,239

Ensemble

ENSEMBLE42GM	Ensemble overlap front with ClearVue mesh and Gun Metal trim	\$ 1,609
ENSEMBLE42NB	Ensemble overlap front with ClearVue mesh and New Bronze trim	\$ 1,669




Essence



Ventura



Manor



Ensemble

Media (Required to Complete)		
Crushed Glass Media		
MEDIA-CP	Copper Embers - Crushed Glass Media (1 bag, 5lbs)	\$ 79
MEDIA-CY	Crystal Embers - Crushed Glass Media (1 bag, 5lbs)	\$ 79
MEDIA-GT	Graphite Embers - Crushed Glass Media (1 bag, 5lbs)	\$ 79
MEDIA-SM	Smoked Embers - Crushed Glass Media (1 bag, 5lbs)	\$ 79
Stone Media		
STONES-KMOD	Stone accents (must use Crushed Glass Media)	\$ 327
Stones		
STONES-NATURAL	Natural stones (1 bag)	\$ 116
Gas Logs - Log Set Option		
Logs		
LOGS-KMOD	Driftwood Logs (must use Crushed Glass Media)	\$ 549
Fans		
Fan		
GFK-160C	Fan kit 160 CFM (fan only)	\$ 266
GFK-160A	Fan kit 160 CFM (includes rheostat and temperature sensor)	\$ 327
Heat Management		
Heat Management		
PH-SIDETRIM	Passive Heat trim kit for side discharge (includes 2 side registers)(Starting collars sold separately)	\$ 113
PH-FRTRIM-42	Passive Heat Vent Trim Kit For Front Discharge (42")(Starting collars sold separately)	\$ 219
PH-MR	Passive Heat Kit starting collars (requires a side or front trim kit or use open top chase)	\$ 279
Heat Out Kit		
HEAT-OUT-GAS	Heat out kit (includes termination cap, 25' of 6" round duct, fireplace adapter, damper, wall switch and 350CFM fan at termination)	\$ 1,569
Heat Zone Kit		
HZMR-ADP	Required adaptor for HEAT-ZONE-GAS when not being paired with Passive Heat	\$ 107
HEAT-ZONE-GAS	Heat-Zone Kit includes fan, 20' of 6" round duct, vent, wall adapter & on/off control. Wire Plug Assembly 26D0619 required if controlling w/RC400 remote. Used in IFT units with ACM & not a GFK fan. Compatible for up to 2 HEAT-ZONE-GAS kits. See manual.	\$ 589
Control, remotes, wall switches		
Battery Back Up		
BATTERY-WSK	Battery backup wall switch kit for units with IFT control systems. Includes: On/Off Wall Switch, USB-C Port, Battery Backup, Cover Plate, 12' Wire Harness	\$ 194

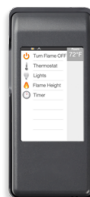
IntelliFire app		
IFT-WFM	IntelliFire Wi-Fi Module that works with the IntelliFire iOS and Android app. Use to control all the features of your fireplace via a smart device. An RC400, RC450 or RC150 is required for thermostat control	\$ 239
IntelliFire Touch Controls - Aux Module		
IFT-ACM	IntelliFire Touch AUX Module. Must order if adding Fan, Lights or Power Vent and want to use the IFT-WFM. Do not need to order if using IFT-RC400 (includes IFT-ACM).	\$ 100
Remote/Wall Switch/Wall Thermostat		
IFT-RC150	IntelliFire Touch white wireless wall switch (on/off, cold climate, battery strength	\$ 124
Touch Screen Remote		
IFT-RC400	IntelliFire Touch black remote control, docking station and auxiliary control module (on/off, flame height, thermostat mode, fan control, child lock, cold climate, timer mode, hot indicator, lights, on-screen maintenance and troubleshooting notifications)	\$ 399



Battery Back Up



IntelliFire app



Touch Screen Remote

Venting		
Brick Extension Kit		
HEAT-OUT-BEK	Exterior Heat-Zone brick extension kit	\$ 75
Venting Notes		
Requires 8" DVP pipe. Must have a 6" minimum vertical vent before attaching a 90 degree elbow to the fireplace. See Venting section.		
Approved for use with SLP pipe. Restrictions apply. See Installation manual for venting specifications.		
Approved for use with PVLP-SLP, PVI-SLP-B and PVV-SLP with power vent wire harness and IFT-RC400 remote (order separately). See venting section of manual.		

Meridian 42 Platinum

Includes:

- 23,000 - 45,000 Btu/Hour Input (NG)
- 23,000 - 44,000 Btu/Hour Input (LP)
- Ceramic glass
- 6 Ceramic fiber logs
- LED Accent lighting (not used with Black glass liner)
- GFK-160 variable speed fan
- Battery backup
- LED illuminated embers
- RC-400 Touchscreen remote control
- IntelliFire Touch Ignition System



Required to Complete - Sold Separately: • Front • Liner Kit

		MSRP USD
MER42PN	Meridian Platinum 42" top/rear direct vent fireplace with Intellifire Touch ignition (NG)	\$ 5,629
MER42PL	Meridian Platinum 42" top/rear direct vent fireplace with Intellifire Touch ignition (LP)	\$ 5,629

Fronts (Required to Complete)

Essence

ESSENCE42BK	Essence inside fit front - Black	\$ 419
-------------	----------------------------------	--------

Ventura

VENTURA42BK	Ventura overlap front - Black	\$ 759
VENTURA42NB	Ventura overlap front - New Bronze	\$ 809

Manor


MANOR42BK	Manor arched overlap fit front with ClearVue mesh - Black	\$ 1,189
MANOR42NB	Manor arched overlap fit front with ClearVue mesh - New Bronze	\$ 1,239

Ensemble

ENSEMBLE42GM	Ensemble overlap front with ClearVue mesh and Gun Metal trim	\$ 1,609
ENSEMBLE42NB	Ensemble overlap front with ClearVue mesh and New Bronze trim	\$ 1,669




Essence



Ventura



Manor



Ensemble

Liner Kit (Required to Complete)		
Brick Refractory		
BRICK42MPLTB	Brick Interior Panels - Traditional - Tavern Brown	\$ 509
BRICK42MPLTBH	Brick Interior Panels - Herringbone - Tavern Brown	\$ 509
BRICK42MPLCS	Brick Interior Panels - Castle Stone	\$ 1,079
Liner Kit Black Glass Liner - 2 Sided		
GL-42MX	4 Pc - 2-Sided Reflective Black Glass/Matte Glass Liner	\$ 1,329
Fans		
Fan		
GFK-160C	Fan kit 160 CFM (fan only)	\$ 266
GFK-160A	Fan kit 160 CFM (includes rheostat and temperature sensor)	\$ 327
Heat Management		
Heat Management		
PH-SIDETRIM	Passive Heat trim kit for side discharge (includes 2 side registers)(Starting collars sold separately)	\$ 113
PH-FRTRIM-42	Passive Heat Vent Trim Kit For Front Discharge (42")(Starting collars sold separately)	\$ 219
PH-MR	Passive Heat Kit starting collars (requires a side or front trim kit or use open top chase)	\$ 279
Heat Out Kit		
HEAT-OUT-GAS	Heat out kit (includes termination cap, 25' of 6" round duct, fireplace adapter, damper, wall switch and 350CFM fan at termination)	\$ 1,569
Heat Zone Kit		
HZMR-ADP	Required adaptor for HEAT-ZONE-GAS when not being paired with Passive Heat	\$ 107
HEAT-ZONE-GAS	Heat-Zone Kit includes fan, 20' of 6" round duct, vent, wall adapter & on/off control. Wire Plug Assembly 26D0619 required if controlling w/RC400 remote. Used in IFT units with ACM & not a GFK fan. Compatible for up to 2 HEAT-ZONE-GAS kits. See manual.	\$ 589
Control, remotes, wall switches		
Battery Back Up		
BATTERY-WSK	Battery backup wall switch kit for units with IFT control systems. Includes: On/Off Wall Switch, USB-C Port, Battery Backup, Cover Plate, 12' Wire Harness	\$ 194
IntelliFire app		
IFT-WFM	IntelliFire Wi-Fi Module that works with the IntelliFire iOS and Android app. Use to control all the features of your fireplace via a smart device. An RC400, RC450 or RC150 is required for thermostat control	\$ 239
IntelliFire Touch Controls - Aux Module		
IFT-ACM	IntelliFire Touch AUX Module. Must order if adding Fan, Lights or Power Vent and want to use the IFT-WFM. Do not need to order if using IFT-RC400 (includes IFT-ACM).	\$ 100

Remote/Wall Switch/Wall Thermostat

IFT-RC150	IntelliFire Touch white wireless wall switch (on/off, cold climate, battery strength)	\$ 124
-----------	---	--------

Touch Screen Remote

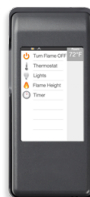
IFT-RC400	IntelliFire Touch black remote control, docking station and auxiliary control module (on/off, flame height, thermostat mode, fan control, child lock, cold climate, timer mode, hot indicator, lights, on-screen maintenance and troubleshooting notifications)	\$ 399
-----------	---	--------



Battery Back Up



IntelliFire app



Touch Screen Remote

Venting

Brick Extension Kit

HEAT-OUT-BEK	Exterior Heat-Zone brick extension kit	\$ 75
--------------	--	-------

Venting Notes

Requires 8" DVP pipe.

Approved for use with SLP pipe. Restrictions apply. See Installation manual for venting specifications.

Approved for use with PVLP-SLP, PVI-SLP-B and PVV-SLP with power vent wire harness (order separately) and IFT-RC400 remote. See venting section of manual.

Quartz 32 w/ IFT**Includes:**

- 15,000 - 21,000 Btu/Hour Input (NG)
- 14,000 - 18,500 Btu/Hour Input (LP)
- 5" x 8" rear vent collar
- 4" x 6 5/8" top vent collar
- 8 ceramic fiber logs
- Full firescreen front and hood
- Tempered glass
- Glowing embers
- Battery backup
- 12' control wire
- Convertible to contemporary
- IntelliFire ignition

**Special Considerations:**

- Note: to change contemporary media color requires 2 bags

No additional items required to complete.

MSRP
USD

QUARTZ32IFTL	Quartz 32" top/rear direct vent fireplace with IntelliFire Touch ignition (LP)	\$ 2,319
QUARTZ32IFTN	Quartz 32" top/rear direct vent fireplace with IntelliFire Touch ignition (NG)	\$ 2,319

Conversion Kit**Conversion Kits**

CK32	Contemporary conversion kit for Quartz 32- includes 2 bags media and stones	\$ 349
------	---	--------

Media**Media**

GLASS-BZ	Glass, Bronze (1 bag)	\$ 74
GLASS-DM	Glass, Diamond (1 bag)	\$ 74
GLASS-OY	Glass, Onyx (1 bag)	\$ 74
GLASS-SP	Glass, Sapphire (1 bag)	\$ 74

Refractory**Liner Kit (MAJ)**

GLQUARTZ32	Black glass interior panels 32"	\$ 629
------------	---------------------------------	--------

Liner Kit**Brick Panels**

BRICK32TB	Brick interior panels 32" - Tavern Brown	\$ 379
BRICK32CR	Brick interior panels 32" - Cottage Red	\$ 379

Fans**Fan**

GFK-160C	Fan kit 160 CFM (fan only)	\$ 266
GFK-160A	Fan kit 160 CFM (includes rheostat and temperature sensor)	\$ 327

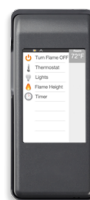
Trim Kits		
Trim Kit 550		
550-TRIM3-BK-B	Trim Kit, 3 Sided - Black (not for use with Clean Face Kit)	\$ 319
550-TRIM4-BK-B	Trim Kit, 4 Sided - Black (not for use with Clean Face Kit)	\$ 379
Heat Management		
Heat Zone Kit		
HEAT-ZONE-GAS	Heat-Zone Kit includes fan, 20' of 6" round duct, vent, wall adapter & on/off control. Wire Plug Assembly 26D0619 required if controlling w/RC400 remote. Used in IFT units with ACM & not a GFK fan. Compatible for up to 2 HEAT-ZONE-GAS kits. See manual.	\$ 589
Control, remotes, wall switches		
Battery Back Up		
BATTERY-WSK	Battery backup wall switch kit for units with IFT control systems. Includes: On/Off Wall Switch, USB-C Port, Battery Backup, Cover Plate, 12' Wire Harness	\$ 194
IntelliFire app		
IFT-WFM	IntelliFire Wi-Fi Module that works with the IntelliFire iOS and Android app. Use to control all the features of your fireplace via a smart device. An RC400, RC450 or RC150 is required for thermostat control	\$ 239
IntelliFire Touch Controls - Aux Module		
IFT-ACM	IntelliFire Touch AUX Module. Must order if adding Fan, Lights or Power Vent and want to use the IFT-WFM. Do not need to order if using IFT-RC400 (includes IFT-ACM).	\$ 100
Remote/Wall Switch/Wall Thermostat		
IFT-RC150	IntelliFire Touch white wireless wall switch (on/off, cold climate, battery strength	\$ 124
Touch Screen Remote		
IFT-RC400	IntelliFire Touch black remote control, docking station and auxiliary control module (on/off, flame height, thermostat mode, fan control, child lock, cold climate, timer mode, hot indicator, lights, on-screen maintenance and troubleshooting notifications)	\$ 399
Wall Switch		
WSK-21-W	Wall switch kit- White (includes 20 ft of wire)	\$ 41



Battery Back Up



IntelliFire app



Touch Screen Remote

Venting		
Brick Extension Kit		
HEAT-OUT-BEK	Exterior Heat-Zone brick extension kit	\$ 75

Venting Notes

Requires SLP series or SLP-Flex series pipe when venting off top of unit. See Venting section.

Requires DVP series pipe when venting off rear of unit. See Venting section.

Approved for use with PVLP-SLP, PVI-SLP-B and PVV-SLP with PV-IPI-CK kit, power vent wire harness and RC100, 200 or 300 control (order separately). See venting section of manual.

Quartz 36 Platinum**Includes:**

- 17,500 - 30,500 Btu/Hour Input (NG)
- 18,000 - 29,500 Btu/Hour Input (LP)
- 5" x 8" rear vent collar
- 4" x 6 5/8" top vent collar
- 8 ceramic fiber logs
- Ceramic glass
- LED Illuminated embers
- RC400 touchscreen remote
- Glowing embers
- Battery backup
- External air shutter adjustment
- GFK-160 variable speed blower
- IntelliFire Touch ignition



Required to Complete - Sold Separately: • Front • Interior Panels

MSRP
USD


QUARTZPLA36IN	Quartz Platinum top/rear direct vent fireplace with Intellifire Touch ignition (NG)	\$ 3,669
QUARTZPLA36IL	Quartz Platinum top/rear direct vent fireplace with Intellifire Touch ignition (LP)	\$ 3,669

Fronts - Non-Operable (Required to Complete)**Contemporary Rectangular Door**

CRD36BK	Contemporary Rectangular Door 36" overlap front - Black	\$ 919
CRD36NB	Contemporary Rectangular Door 36" overlap front - New Bronze	\$ 979

Decorative Black Mesh Front

DBM36BK	Decorative Black Mesh 36" inside fit front - Black	\$ 369
---------	--	--------



Contemporary Rectangular Door Decorative Black Mesh Front

Refractory (Required to Complete)**Liner Kit (MAJ)**

GLQUARTZ36PLA	Reflective black glass interior panels	\$ 779
---------------	--	--------

Refractory

BRICK36TBPLA	Brick interior panels 36" - Tavern Brown	\$ 479
--------------	--	--------

Trim Kits**Trim Kits**

750-TRIM3-BK-B	Trim Kit, 3 Sided - Black (not for use with Clean Face Kit)	\$ 339
750-TRIM4-BK-B	Trim Kit, 4 Sided - Black (not for use with Clean Face Kit)	\$ 389

Heat Management

Heat Zone Kit

HEAT-ZONE-GAS	Heat-Zone Kit includes fan, 20' of 6" round duct, vent, wall adapter & on/off control. Wire Plug Assembly 26D0619 required if controlling w/RC400 remote. Used in IFT units with ACM & not a GFK fan. Compatible for up to 2 HEAT-ZONE-GAS kits. See manual.	\$ 589
---------------	--	--------

Control, remotes, wall switches

IntelliFire app

IFT-WFM	IntelliFire Wi-Fi Module that works with the IntelliFire iOS and Android app. Use to control all the features of your fireplace via a smart device. An RC400, RC450 or RC150 is required for thermostat control	\$ 239
---------	---	--------

IntelliFire Touch Controls - Aux Module

IFT-ACM	IntelliFire Touch AUX Module. Must order if adding Fan, Lights or Power Vent and want to use the IFT-WFM. Do not need to order if using IFT-RC400 (includes IFT-ACM).	\$ 100
---------	---	--------

Remote/Wall Switch/Wall Thermostat

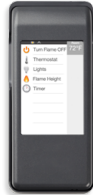
IFT-RC150	IntelliFire Touch white wireless wall switch (on/off, cold climate, battery strength	\$ 124
-----------	--	--------

Touch Screen Remote

IFT-RC400	IntelliFire Touch black remote control, docking station and auxiliary control module (on/off, flame height, thermostat mode, fan control, child lock, cold climate, timer mode, hot indicator, lights, on-screen maintenance and troubleshooting notifications)	\$ 399
-----------	---	--------



IntelliFire app



Touch Screen Remote

Venting

Brick Extension Kit

HEAT-OUT-BEK	Exterior Heat-Zone brick extension kit	\$ 75
--------------	--	-------

Venting Notes

Requires SLP series or SLP-Flex series pipe when venting off top of unit. See Venting section.

Requires DVP series pipe when venting off rear of unit. See Venting section.

Approved for use with PVLP-SLP, PVI-SLP-B and PVV-SLP with power vent wire harness (order separately) and IFT-RC400 remote. See venting section of manual.

Quartz 36 w/ IFT**Includes:**

- 17,000 - 24,000 Btu/Hour Input (NG)
- 16,000 - 20,500 Btu/Hour Input (LP)
- 5" x 8" rear vent collar
- 4" x 6 5/8" top vent collar
- 8 ceramic fiber logs
- Full firescreen front and hood
- Tempered glass
- Glowing embers
- Battery backup
- 12' control wire
- Convertible to contemporary
- IntelliFire ignition

**Special Considerations:**

- Note: to change contemporary media color requires 2 bags

No additional items required to complete.

MSRP
USD

QUARTZ36IFTN	Quartz 36" top/rear direct vent fireplace with IntelliFire Touch ignition (NG)	\$ 2,749
QUARTZ36IFTL	Quartz 36" top/rear direct vent fireplace with IntelliFire Touch ignition (LP)	\$ 2,749

Conversion Kit**Conversion Kits**

CK36	Contemporary conversion kit for Quartz 36- includes 2 bags media and stones	\$ 379
------	---	--------

Media**Media**

GLASS-SP	Glass, Sapphire (1 bag)	\$ 74
GLASS-BZ	Glass, Bronze (1 bag)	\$ 74
GLASS-DM	Glass, Diamond (1 bag)	\$ 74
GLASS-OY	Glass, Onyx (1 bag)	\$ 74

Refractory**Liner Kit (MAJ)**

GLQUARTZ36	Black glass interior panels 36"	\$ 699
------------	---------------------------------	--------

Liner Kit**Brick Panels**

BRICK36CR	Brick interior panels 36" - Cottage Red	\$ 419
BRICK36TB	Brick interior panels 36" - Tavern Brown	\$ 419

Fans**Fan**

GFK-160C	Fan kit 160 CFM (fan only)	\$ 266
GFK-160A	Fan kit 160 CFM (includes rheostat and temperature sensor)	\$ 327

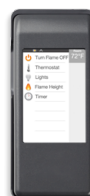
Trim Kits		
Trim Kits		
750-TRIM3-BK-B	Trim Kit, 3 Sided - Black (not for use with Clean Face Kit)	\$ 339
750-TRIM4-BK-B	Trim Kit, 4 Sided - Black (not for use with Clean Face Kit)	\$ 389
Heat Management		
Heat Zone Kit		
HEAT-ZONE-GAS	Heat-Zone Kit includes fan, 20' of 6" round duct, vent, wall adapter & on/off control. Wire Plug Assembly 26D0619 required if controlling w/RC400 remote. Used in IFT units with ACM & not a GFK fan. Compatible for up to 2 HEAT-ZONE-GAS kits. See manual.	\$ 589
Control, remotes, wall switches		
Battery Back Up		
BATTERY-WSK	Battery backup wall switch kit for units with IFT control systems. Includes: On/Off Wall Switch, USB-C Port, Battery Backup, Cover Plate, 12' Wire Harness	\$ 194
IntelliFire app		
IFT-WFM	IntelliFire Wi-Fi Module that works with the IntelliFire iOS and Android app. Use to control all the features of your fireplace via a smart device. An RC400, RC450 or RC150 is required for thermostat control	\$ 239
IntelliFire Touch Controls - Aux Module		
IFT-ACM	IntelliFire Touch AUX Module. Must order if adding Fan, Lights or Power Vent and want to use the IFT-WFM. Do not need to order if using IFT-RC400 (includes IFT-ACM).	\$ 100
Remote/Wall Switch/Wall Thermostat		
IFT-RC150	IntelliFire Touch white wireless wall switch (on/off, cold climate, battery strength	\$ 124
Touch Screen Remote		
IFT-RC400	IntelliFire Touch black remote control, docking station and auxiliary control module (on/off, flame height, thermostat mode, fan control, child lock, cold climate, timer mode, hot indicator, lights, on-screen maintenance and troubleshooting notifications)	\$ 399
Wall Switch		
WSK-21-W	Wall switch kit- White (includes 20 ft of wire)	\$ 41



Battery Back Up



IntelliFire app



Touch Screen Remote

Venting		
Brick Extension Kit		
HEAT-OUT-BEK	Exterior Heat-Zone brick extension kit	\$ 75

Venting Notes

Requires SLP series or SLP-Flex series pipe when venting off top of unit. See Venting section.

Requires DVP series pipe when venting off rear of unit. See Venting section.

Approved for use with PVLP-SLP, PVI-SLP-B and PVV-SLP with PV-IPI-CK kit, power vent wire harness and RC100, 200 or 300 control (order separately). See venting section of manual.

Quartz 42 w/ IFT**Includes:**

- 20,000 - 28,500 Btu/Hour Input (NG)
- 19,500 - 26,000 Btu/Hour Input (LP)
- 5" x 8" rear vent collar
- 4" x 6 5/8" top vent collar
- 8 ceramic fiber logs
- Full firescreen front and hood
- Tempered glass
- Glowing embers
- Battery backup
- 12' control wire
- IntelliFire ignition



No additional items required to complete.

MSRP
USD

QUARTZ42IFTL	Quartz 42" top/rear direct vent fireplace with IntelliFire Touch ignition (LP)	\$ 2,979
QUARTZ42IFTN	Quartz 42" top/rear direct vent fireplace with IntelliFire Touch ignition (NG)	\$ 2,979

Refractory**REFRACTORY/BRICK**

BRICK42CR	Brick interior panels 42" - Cottage Red	\$ 589
BRICK42TB	Brick interior panels 42" - Tavern Brown	\$ 589
GLQUARTZ42	Black glass interior panels 42"	\$ 729

Fans**Fan**

GFK-160C	Fan kit 160 CFM (fan only)	\$ 266
GFK-160A	Fan kit 160 CFM (includes rheostat and temperature sensor)	\$ 327

Heat Management**Heat Zone Kit**

HEAT-ZONE-GAS	Heat-Zone Kit includes fan, 20' of 6" round duct, vent, wall adapter & on/off control. Wire Plug Assembly 26D0619 required if controlling w/RC400 remote. Used in IFT units with ACM & not a GFK fan. Compatible for up to 2 HEAT-ZONE-GAS kits. See manual.	\$ 589
---------------	--	--------

Control, remotes, wall switches**Battery Back Up**

BATTERY-WSK	Battery backup wall switch kit for units with IFT control systems. Includes: On/Off Wall Switch, USB-C Port, Battery Backup, Cover Plate, 12' Wire Harness	\$ 194
-------------	--	--------

IntelliFire app

IFT-WFM	IntelliFire Wi-Fi Module that works with the IntelliFire iOS and Android app. Use to control all the features of your fireplace via a smart device. An RC400, RC450 or RC150 is required for thermostat control	\$ 239
---------	---	--------

IntelliFire Touch Controls - Aux Module

IFT-ACM	IntelliFire Touch AUX Module. Must order if adding Fan, Lights or Power Vent and want to use the IFT-WFM. Do not need to order if using IFT-RC400 (includes IFT-ACM).	\$ 100
---------	---	--------

Remote/Wall Switch/Wall Thermostat

IFT-RC150	IntelliFire Touch white wireless wall switch (on/off, cold climate, battery strength)	\$ 124
-----------	---	--------

Touch Screen Remote

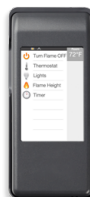
IFT-RC400	IntelliFire Touch black remote control, docking station and auxiliary control module (on/off, flame height, thermostat mode, fan control, child lock, cold climate, timer mode, hot indicator, lights, on-screen maintenance and troubleshooting notifications)	\$ 399
-----------	---	--------



Battery Back Up



IntelliFire app



Touch Screen Remote

Venting**Brick Extension Kit**

HEAT-OUT-BEK	Exterior Heat-Zone brick extension kit	\$ 75
--------------	--	-------

Venting Notes

Requires SLP series or SLP-Flex series pipe when venting off top of unit. See Venting section.

Requires DVP series pipe when venting off rear of unit. See Venting section.

Approved for use with PVLP-SLP, PVI-SLP-B and PVV-SLP with PV-IPI-CK kit, power vent wire harness and RC100, 200 or 300 control (order separately). See venting section of manual.

Majestic

Fireplace - Gas - Freestanding

Prices in USD

Page printed 12/9/2025, 3:57:09 PM CST
Future pricing effective for orders placed on or after 1/5/2026
* Please Contact Who You Purchase This Through for MSRP Pricing


Non-stock and custom product cannot be cancelled.
Customer is responsible for freight for orders made outside of assigned RDC facility.

Ruby Freestanding 30"

Includes:

- 22,890 - 32,700 BTU/Hour Input (NG)
- 22,400 - 32,000 BTU/Hour Input (LP)
- IntelliFire Touch Ignition System
- RC400 Remote Control
- GFK-160A Variable Fan
- Ceramic Glass
- Glowing Embers/Mystic Embers
- Battery Back Up

- Electrical Cord - 10' 3" Left
- Gas Flex Connector
- 8 Ceramic Fiber Split Logs



Special Considerations:

- Must order 2532-301 (USB-C plug & Bracket from service parts list) to use battery back up

Required to Complete - Sold Separately:

- INFIT-30-BK
- CK-30
- ADP-CK30

MSRP USD		
RUBY30IL	Medium 30" direct vent gas fireplace insert with intellifire touch system (LP)	\$ 3,049
RUBY30IN	Medium 30" direct vent gas fireplace insert with intellifire touch system (NG)	\$ 3,049

Fronts - Non-Operable (Required to Complete)		
Inside Fit		
INFIT-30-BK	Inside fit 30" screen front - Black	\$ 379



Inside Fit

Cabinet (Required to Complete)		
Cabinet - Steel		
CK-30	Steel cabinet with pedestal base for use with 30" gas inserts	\$ 1,059
Venting (Required to Complete)		
Adaptor		
ADP-CK30	Adapter kit (required for use with CK-30)	\$ 227
Lighting		
Accent Light Kit		
MI-ALK	Ambient Light Kit (not for use in 25" models) (Not recommended for use with Reflective Black Glass Liner)	\$ 519
Liner Kit		
Glass Liner		
LINER-BK-30	Reflective Black Glass Liner 30" traditional units	\$ 569
Refractory Upgrade		
Fiber Refractory		
BRICKMI30CR	Traditional 30" Brick interior panels - Cottage Red	\$ 307
BRICKMI30TB	Traditional 30" Brick interior panels - Tavern Brown	\$ 307
Control, remotes, wall switches		
IntelliFire app		
IFT-WFM	IntelliFire Wi-Fi Module that works with the IntelliFire iOS and Android app. Use to control all the features of your fireplace via a smart device. An RC400, RC450 or RC150 is required for thermostat control	\$ 239
Remote/Wall Switch/Wall Thermostat		
IFT-RC150	IntelliFire Touch white wireless wall switch (on/off, cold climate, battery strength	\$ 124
Touch Screen Remote		
IFT-RC400	IntelliFire Touch black remote control, docking station and auxiliary control module (on/off, flame height, thermostat mode, fan control, child lock, cold climate, timer mode, hot indicator, lights, on-screen maintenance and troubleshooting notifications)	\$ 399



IntelliFire app



Touch Screen Remote

Venting Notes	
SLP Pipe. Appliance ship with SLP starting collar. DuraVent pipe, purchase STOVEDV-BK starting collar. ICC pipe, purchase STOVEICC-BK adapter.	

Trilliant Freestanding 30"**Includes:**

- 22,890 - 32,700 BTU/Hour Input (NG)
- 22,400 - 32,000 BTU/Hour Input (LP)
- IntelliFire Touch Ignition System
- RC400 Remote Control
- GFK-160A Variable Fan
- Heat Exchanger Tubes
- Accent Lights
- Canyon Brown Brick Interior
- Decorative Base
- Ceramic Glass
- Glowing Embers
- Battery Back Up
- Electrical Cord - 10' 3" Left
- Gas Flex Connector
- LP Conversion Kit

**Special Considerations:**

- Must order 2532-301 (USB-C plug & Bracket from service parts list) to use battery back up

Required to Complete - Sold Separately:

- INFIT-30-BK
- CK-30
- ADP-CK30

MSRP
USD

TRILLIANT30IN	Trilliant medium 30" direct vent gas insert with intellifire touch ignition system (NG)	\$ 3,409
TRILLIANT30IL	Trilliant medium 30" direct vent gas insert with intellifire touch ignition system (LP)	\$ 3,409

Fronts - Non-Operable (Required to Complete)**Inside Fit**

INFIT-30-BK	Inside fit 30" screen front - Black	\$ 379
-------------	-------------------------------------	--------



Inside Fit

Cabinet (Required to Complete)**Cabinet - Steel**

CK-30	Steel cabinet with pedestal base for use with 30" gas inserts	\$ 1,059
-------	---	----------

Venting (Required to Complete)**Adaptor**

ADP-CK30	Adapter kit (required for use with CK-30)	\$ 227
----------	---	--------

Liner Kit**Glass Liner**

LINER-BK-30	Reflective Black Glass Liner 30" traditional units	\$ 569
-------------	--	--------

Control, remotes, wall switches

IntelliFire app

IFT-WFM	IntelliFire Wi-Fi Module that works with the IntelliFire iOS and Android app. Use to control all the features of your fireplace via a smart device. An RC400, RC450 or RC150 is required for thermostat control	\$ 239
---------	---	--------

Remote/Wall Switch/Wall Thermostat

IFT-RC150	IntelliFire Touch white wireless wall switch (on/off, cold climate, battery strength	\$ 124
-----------	--	--------

Touch Screen Remote

IFT-RC400	IntelliFire Touch black remote control, docking station and auxiliary control module (on/off, flame height, thermostat mode, fan control, child lock, cold climate, timer mode, hot indicator, lights, on-screen maintenance and troubleshooting notifications)	\$ 399
-----------	---	--------



IntelliFire app



Touch Screen Remote

Venting Notes

SLP Pipe. Appliance ship with SLP starting collar. DuraVent pipe, purchase STOVEDV-BK starting collar. ICC pipe, purchase STOVEICC-BK adapter.

Majestic

Fireplace - Gas - Multi-Sided

Page printed 12/9/2025, 3:57:09 PM CST

Future pricing effective for orders placed on or after 1/5/2026

* Please Contact Who You Purchase This Through for MSRP Pricing

Prices in USD

Non-stock and custom product cannot be cancelled.

Customer is responsible for freight for orders made outside of assigned RDC facility.

Echelon II 36ST

Includes:

- 17,500 - 30,000 Btu/Hour Input (NG)
- 15,000 - 27,000 Btu/Hour Input (LP)
- Clear LED dimmable lights
- RC400 remote control
- Battery backup
- Ceramic glass
- Standard bronze glass media
- IntelliFire Touch ignition system



Special Considerations:

- If changing media, follow required number of bags below:
- -- > Crushed Glass: 3 bags of glass
- -- > Natural stones: 2 bags of stone
- -- > Log set & stones: 1 bag of stone

Required to Complete - Sold Separately: • 2 Fronts

MSRP
USD

ECHEL36STIN-C	Echelon II 36" see-through top direct vent fireplace with IntelliFire Touch Ignition System (NG)	\$ 6,389
---------------	--	----------

Fronts - Non-Operable (Required to Complete)

Clean Face Trim

CFT-36-BK-C	Clean face trim - Black	\$ 449
CFT-36-NB-C	Clean Face Trim - New Bronze	\$ 499
CFT-36-GM-C	Clean face trim - Gun Metal	\$ 499
CFT-36-SS-C	Clean face trim - Stainless Steel	\$ 769

Picture Frame Front

PFF-36-BK-C	Picture frame front - Black	\$ 769
-------------	-----------------------------	--------



Clean Face Trim

Picture Frame Front

Conversion Kit		
Conversion Kits		
LPK-ECHEL36	CONVERSION KITS, LP	\$ 101
Gas Logs - Log Set Option		
Driftwood Log Set		
LOGS-DRTWOOD-36	Driftwood log set	\$ 409
Media		
Media		
GLASS-BZ	Glass, Bronze (1 bag)	\$ 74
GLASS-DM	Glass, Diamond (1 bag)	\$ 74
GLASS-OY	Glass, Onyx (1 bag)	\$ 74
GLASS-SP	Glass, Sapphire (1 bag)	\$ 74
Stones		
STONES-NATURAL	Natural stones (1 bag)	\$ 116
Liner Kit		
Black Glass Liner Kit - ST		
BGK-LINEARST	Reflective black ceramic glass liner kit	\$ 469
Options & Accessories		
Options & Accessories		
ST36-CFP	Light baffle kit. Recommended for use when two CFT fronts are being installed.	\$ 101
Heat Management		
Heat Management		
PH-SIDETRIM	Passive Heat trim kit for side discharge (includes 2 side registers)(Starting collars sold separately)	\$ 113
PH-MCE	Starting Collars for Non-Ducted Passive Heat (Required when using passive heat - For use with Front, Side, Top Discharges)	\$ 189
PH-FRTTRIM-36	Passive Heat Vent Trim Kit For Front Discharge (36")(Starting collars sold separately)	\$ 219

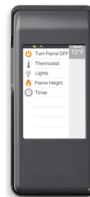
Heat Management - Ducted		
PHTRIM-MCE-36	Ducted vent trim for front discharge using ducted Passive Heat (PHFR-MCE-36)	\$ 259
PHSI-MCE	Ducted Passive Heat kit for side discharge (includes duct and 2 side registers)	\$ 589
PHFR-MCE-36	Ducted Passive Heat kit for front discharge (requires PHTRIM-MCE-36 front trim)	\$ 649
Heat Out Kit		
HEAT-OUT-GAS	Heat out kit (includes termination cap, 25' of 6" round duct, fireplace adapter, damper, wall switch and 350CFM fan at termination)	\$ 1,569
Heat Zone Kit		
HZLIN-ADP	Heat Zone adaptor, must order for using HEAT-ZONE-GAS	\$ 184
HEAT-ZONE-GAS	Heat-Zone Kit includes fan, 20' of 6" round duct, vent, wall adapter & on/off control. Wire Plug Assembly 26D0619 required if controlling w/RC400 remote. Used in IFT units with ACM & not a GFK fan. Compatible for up to 2 HEAT-ZONE-GAS kits. See manual.	\$ 589
Control, remotes, wall switches		
Battery Back Up		
BATTERY-WSK	Battery backup wall switch kit for units with IFT control systems. Includes: On/Off Wall Switch, USB-C Port, Battery Backup, Cover Plate, 12' Wire Harness	\$ 194
IntelliFire app		
IFT-WFM	IntelliFire Wi-Fi Module that works with the IntelliFire iOS and Android app. Use to control all the features of your fireplace via a smart device. An RC400, RC450 or RC150 is required for thermostat control	\$ 239
Remote/Wall Switch/Wall Thermostat		
IFT-RC150	IntelliFire Touch white wireless wall switch (on/off, cold climate, battery strength	\$ 124
Touch Screen Remote		
IFT-RC400	IntelliFire Touch black remote control, docking station and auxiliary control module (on/off, flame height, thermostat mode, fan control, child lock, cold climate, timer mode, hot indicator, lights, on-screen maintenance and troubleshooting notifications)	\$ 399



Battery Back Up



IntelliFire app



Touch Screen Remote

Venting		
Brick Extension Kit		
HEAT-OUT-BEK	Exterior Heat-Zone brick extension kit	\$ 75

Venting Notes

Requires 8" DVP pipe. Must have a 18" minimum vertical before attaching a 90 degree elbow to the unit. See venting section of manual.

Approved for use with PVLP-SLP, PVI-SLP-B and PVV-SLP with power vent wire harness (order separately) and IFT-RC400 remote. See venting section of manual.

Echelon II 48ST**Includes:**

- 21,000 - 40,000 Btu/Hour Input (NG)
- Not available for sale in Rhode Island
- 20,000 - 34,000 Btu/Hour Input (LP)
- Clear LED dimmable lights
- RC400 remote control
- Battery backup
- Ceramic glass
- Standard with bronze glass media
- IntelliFire Touch ignition system

**Special Considerations:**

- If changing media, follow required number of bags below:
- -- > Crushed Glass: 4 bags of glass
- -- > Natural stones: 3 bags of stone
- -- > Log set & stones: 1 bag of stone

Required to Complete - Sold Separately: • 2 Fronts

MSRP
USD

ECHEL48STIN-C	Echelon II 48" see-through top direct vent fireplace with IntelliFire Touch Ignition System (NG)	\$ 7,749
---------------	--	----------

Fronts - Non-Operable (Required to Complete)**Clean Face Trim**

CFT-48-BK-C	Clean face trim - Black	\$ 489
CFT-48-NB-C	Clean Face Trim - New Bronze	\$ 529
CFT-48-GM-C	Clean face trim - Gun Metal	\$ 529
CFT-48-SS-C	Clean face trim - Stainless Steel	\$ 879

Picture Frame Front

PFF-48-BK-C	Picture frame front - Black	\$ 879
-------------	-----------------------------	--------



Clean Face Trim



Picture Frame Front

Conversion Kit**Conversion Kits**

LPK-ECHEL48	CONVERSION KIT, LP	\$ 101
-------------	--------------------	--------

Gas Logs - Log Set Option		
Driftwood Log Set		
LOGS-DRTWOOD-48	Driftwood log set	\$ 549
Media		
Media		
GLASS-SP	Glass, Sapphire (1 bag)	\$ 74
GLASS-OY	Glass, Onyx (1 bag)	\$ 74
GLASS-DM	Glass, Diamond (1 bag)	\$ 74
GLASS-BZ	Glass, Bronze (1 bag)	\$ 74
Stones		
STONES-NATURAL	Natural stones (1 bag)	\$ 116
Liner Kit		
Black Glass Liner Kit - ST		
BGK-LINEARST	Reflective black ceramic glass liner kit	\$ 469
Options & Accessories		
Options & Accessories		
ST48-CFP	Light baffle kit. Recommended for use when two CFT fronts are being installed.	\$ 101
Heat Management		
Heat Management		
PH-SIDETRIM	Passive Heat trim kit for side discharge (includes 2 side registers)(Starting collars sold separately)	\$ 113
PH-MCE	Starting Collars for Non-Ducted Passive Heat (Required when using passive heat - For use with Front, Side, Top Discharges)	\$ 189
PH-FRTRIM-48	Passive Heat Vent Trim Kit For Front Discharge (48")(Starting collars sold separately)	\$ 229
Heat Management - Ducted		
PHTRIM-MCE-48	Ducted vent trim for front discharge using ducted Passive Heat (PHFR-MCE-48)	\$ 279
PHSI-MCE	Ducted Passive Heat kit for side discharge (includes duct and 2 side registers)	\$ 589
PHFR-MCE-48	Ducted Passive Heat kit for front discharge (requires PHTRIM-MCE-48 front trim)	\$ 709
Heat Out Kit		
HEAT-OUT-GAS	Heat out kit (includes termination cap, 25' of 6" round duct, fireplace adapter, damper, wall switch and 350CFM fan at termination)	\$ 1,569
Heat Zone Kit		
HZLIN-ADP	Heat Zone adaptor, must order for using HEAT-ZONE-GAS	\$ 184
HEAT-ZONE-GAS	Heat-Zone Kit includes fan, 20' of 6" round duct, vent, wall adapter & on/off control. Wire Plug Assembly 26D0619 required if controlling w/RC400 remote. Used in IFT units with ACM & not a GFK fan. Compatible for up to 2 HEAT-ZONE-GAS kits. See manual.	\$ 589

Control, remotes, wall switches**Battery Back Up**

BATTERY-WSK	Battery backup wall switch kit for units with IFT control systems. Includes: On/Off Wall Switch, USB-C Port, Battery Backup, Cover Plate, 12' Wire Harness	\$ 194
-------------	--	--------

IntelliFire app

IFT-WFM	IntelliFire Wi-Fi Module that works with the IntelliFire iOS and Android app. Use to control all the features of your fireplace via a smart device. An RC400, RC450 or RC150 is required for thermostat control	\$ 239
---------	---	--------

Remote/Wall Switch/Wall Thermostat

IFT-RC150	IntelliFire Touch white wireless wall switch (on/off, cold climate, battery strength	\$ 124
-----------	--	--------

Touch Screen Remote

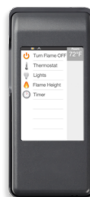
IFT-RC400	IntelliFire Touch black remote control, docking station and auxiliary control module (on/off, flame height, thermostat mode, fan control, child lock, cold climate, timer mode, hot indicator, lights, on-screen maintenance and troubleshooting notifications)	\$ 399
-----------	---	--------



Battery Back Up



IntelliFire app



Touch Screen Remote

Venting**Brick Extension Kit**

HEAT-OUT-BEK	Exterior Heat-Zone brick extension kit	\$ 75
--------------	--	-------

Venting Notes

Requires 8" DVP pipe. Must have 30" minimum vertical vent before attaching a 90 degree elbow to unit. See venting section of manual.

Approved for use with PVLP-SLP, PVI-SLP-B and PVV-SLP with power vent wire harness (order separately) and IFT-RC400 remote. See venting section of manual.

Marquis II See-Through 42**Includes:**

- 43,000 - 57,500 Btu/Hour Input (NG)
- 39,000 - 52,000 Btu/Hour Input (LP)
- RC400 touchscreen remote
- LED accent lighting
- LED illuminated embers
- ClearView ceramic glass
- 11 ceramic fiber split logs
- Gas flex connector
- Junction box
- Intellifire Touch ignition



Required to Complete - Sold Separately: • Two Fronts • Brick Panels

MSRP
USD

MARQ42STIN	Marquis II 42" see-through- top, direct vent fireplace with IntelliFire Touch ignition (NG)	\$ 9,519
------------	---	----------

Fronts - Non-Operable (Required to Complete)**Firescreens**

FSMQ42STBK	Firescreen front 42ST - Black	\$ 789
FSMQ42STNB	Firescreen front 42ST - New Bronze	\$ 829
FSMQ42STGM	Firescreen front 42ST - Gun Metal	\$ 829

Refractory (Required to Complete)**Refractory**

BRICKMQ42STCR	Brick interior panels ST42 - Cottage Red	\$ 999
BRICKMQ42STTB	Brick interior panels ST42 - Tavern Brown	\$ 999

Conversion Kit**Conversion Kits**

LPKMARQ42ST	LP conversion kit	\$ 101
-------------	-------------------	--------

Heat Management**Heat Out Kit**

HEAT-OUT-GAS	Heat out kit (includes termination cap, 25' of 6" round duct, fireplace adapter, damper, wall switch and 350CFM fan at termination)	\$ 1,569
--------------	---	----------

Heat Zone Kit

HEAT-ZONE-GAS	Heat-Zone Kit includes fan, 20' of 6" round duct, vent, wall adapter & on/off control. Wire Plug Assembly 26D0619 required if controlling w/RC400 remote. Used in IFT units with ACM & not a GFK fan. Compatible for up to 2 HEAT-ZONE-GAS kits. See manual.	\$ 589
---------------	--	--------

Control, remotes, wall switches**Battery Back Up**

BATTERY-WSK	Battery backup wall switch kit for units with IFT control systems. Includes: On/Off Wall Switch, USB-C Port, Battery Backup, Cover Plate, 12' Wire Harness	\$ 194
-------------	--	--------

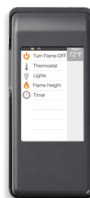
IntelliFire app		
IFT-WFM	IntelliFire Wi-Fi Module that works with the IntelliFire iOS and Android app. Use to control all the features of your fireplace via a smart device. An RC400, RC450 or RC150 is required for thermostat control	\$ 239
IntelliFire Touch Controls - Aux Module		
IFT-ACM	IntelliFire Touch AUX Module. Must order if adding Fan, Lights or Power Vent and want to use the IFT-WFM. Do not need to order if using IFT-RC400 (includes IFT-ACM).	\$ 100
Touch Screen Remote		
IFT-RC400	IntelliFire Touch black remote control, docking station and auxiliary control module (on/off, flame height, thermostat mode, fan control, child lock, cold climate, timer mode, hot indicator, lights, on-screen maintenance and troubleshooting notifications)	\$ 399



Battery Back Up



IntelliFire app



Touch Screen Remote

Venting		
Brick Extension Kit		
HEAT-OUT-BEK	Exterior Heat-Zone brick extension kit	\$ 75
Venting Notes		
Requires 8" DVP pipe. Must have a 24" minimum vertical vent before attaching a 90° elbow to unit. See Venting section.		
Approved for use with PVLP-SLP, PVI-SLP-B and PVV-SLP with power vent wire harness (order separately). See venting section of manual.		

Majestic

Fireplace - Wood - Single-Sided

Page printed 12/9/2025, 3:57:09 PM CST

Future pricing effective for orders placed on or after 1/5/2026

* Please Contact Who You Purchase This Through for MSRP Pricing

Prices in USD

Non-stock and custom product cannot be cancelled.

Customer is responsible for freight for orders made outside of assigned RDC facility.

Ashland 36

Includes:

- 36" x 38" Opening
- Radiant Heat
- Outside Air Standard
- Dual gas Knockouts
- Steel Grate
- Safety Firescreen
- UL Listed
- Attic insulation shield



Special Considerations:

- When ordering Firebrick Yellow molded brick panels, SRV4059-693 is recommended for matching hearth

Required to Complete - Sold Separately: • Firebrick • Flex Venting for Outside Air

MSRP
USD

ASH36	36" Radiant Wood Burning Fireplace with Natural Gray Hearth Refractory	\$ 3,409
-------	--	----------

Refractory (Required to Complete)

Herringbone

MMHB36-B	Firebrick Yellow Molded brick panels - herringbone	\$ 1,429
----------	--	----------

Refractory

AMMTB36	Natural Gray Molded brick panels - Traditional	\$ 1,059
---------	--	----------

AMMHB36	Natural Gray Molded brick panels - Herringbone	\$ 1,429
---------	--	----------

Traditional

MMTB36-B	Firebrick Yellow Molded brick panels - traditional	\$ 1,059
----------	--	----------

Glass Doors - Operable

Glass Bi-Fold Door

DFG4036BK	Glass bi-fold door, black	\$ 1,729
-----------	---------------------------	----------



Glass Bi-Fold Door

Gas Logs - Log Set Option

DUZY2 Logs

DUZY2LS-18-24	4-piece Fiber Ceramic log set for use with 18/24" Radiant Burner	\$ 369
DUZY2LS-30	4-piece Fiber Ceramic log set for use with 30" Radiant Burner	\$ 439

DUZY3 Logs

DUZY3LS-18-24	6-piece Refractory Cement log set for use with 18/24" Radiant Burner	\$ 439
DUZY3LS-30	6-piece Refractory Cement log set for use with 30" Radiant Burner	\$ 509

DUZY5 Logs

DUZY5LS-18-24	8-piece Fiber Ceramic log set for use with 18/24" Radiant Burner	\$ 509
DUZY5LS-30	8-piece Fiber Ceramic log set for use with 30" Radiant Burner	\$ 619



DUZY2 Logs



DUZY3 Logs



DUZY5 Logs

Gas Logs - Burner Option Indoor

Radiant Burner 18/24"

RB-18-24PI	18"/24" Radiant Vented Burner Assembly IPI w/remote L.P. 50,000 BTUs	\$ 1,519
RB-18-24NI	18"/24" Radiant Vented Burner Assembly IPI w/remote N.G. 50,000 BTUs	\$ 1,519

Radiant Burner 30"

RB-30PI	30" Radiant Vented Burner Assembly IPI w/remote L.P. 65,000 BTUs	\$ 1,609
RB-30NI	30" Radiant Vented Burner Assembly IPI w/remote N.G. 65,000 BTUs	\$ 1,609



Radiant Burner 18/24"



Radiant Burner 30"

Brick Panels		
Herringbone Refractory Extension		
MMHBX-B	Firebrick Yellow Herringbone brick refractory extensions	\$ 184
Traditional Refractory Extension		
MMTBX-B	Firebrick Yellow Traditional brick refractory extensions	\$ 184
Mortar		
Refractory Mortar		
MMMORTR	10 lbs. Mortar (TRAD: 1 required, HERR: 2 required)	\$ 101
Options & Accessories		
Options & Accessories		
AMMBX	Natural Gray Herringbone brick refractory extensions	\$ 163
AMMTBX	Natural Gray Traditional brick refractory extensions	\$ 163
Floor Protector (HP)		
Micore Hearth Extension - Hearth Extension		
HX4M	Hearth extension for all size models 5pcs (48" x 20") & 5pcs (22" x 20") to equal 5 full sheets at (70"x 20"x 1/2")	\$ 439
Venting		
Insulated Flex Duct - Chimney Air Kits/Flex Duct		
ID6	6" (152mm) insulated flex duct for use with outside air kit - includes two 42" (1065mm) sections	\$ 103
Uninsulated Flex Duct - Chimney Air Kits/Flex Duct		
UD6	6" (152mm) uninsulated flex duct for use with outside air kit - includes two 42" (1065mm) sections	\$ 73
SL400 Series Pipe - Term Kits & Acc - Sng Pk - Chimney Air Kits/Flex Duct		
CAK5A	Chimney air kit for SL1100 and SL400 series pipe (required in Canada)	\$ 146
Venting Notes		
Outside air kit standard		
Uses SL1100 series chimney		
Attic insulation shield standard		
Model not approved for use in Canada		

Ashland 42**Includes:**

- 42" x 38" Opening
- Radiant Heat
- Outside Air Standard
- Dual gas Knockouts
- Steel Grate
- Safety Firescreen
- UL Listed
- Attic insulation shield

**Special Considerations:**

- When ordering Firebrick Yellow molded brick panels, SRV4059-695 is recommended for matching hearth

Required to Complete - Sold Separately: • Firebrick • Flex Venting for Outside Air

MSRP
USD

ASH42	42" Radiant Wood Burning Fireplace with Natural Gray Hearth Refractory	\$ 3,939
-------	--	----------

Refractory (Required to Complete)**Herringbone**

MMHB42-B	Firebrick Yellow Molded brick panels - herringbone	\$ 1,579
----------	--	----------

Refractory

AMMTB42	Natural Gray Molded brick panels - traditional	\$ 1,189
---------	--	----------

AMMHB42	Natural Gray Molded brick panels - herringbone	\$ 1,579
---------	--	----------

Traditional

MMTB42-B	Firebrick Yellow Molded brick panels - traditional	\$ 1,189
----------	--	----------

Glass Doors - Operable**Glass Bi-Fold Door**

DFG4042BK	Glass bi-fold door - Black	\$ 2,139
-----------	----------------------------	----------



Glass Bi-Fold Door

Brick Panels**Herringbone Refractory Extension**

MMHBX-B	Firebrick Yellow Herringbone brick refractory extensions	\$ 184
---------	--	--------

Traditional Refractory Extension

MMTBX-B	Firebrick Yellow Traditional brick refractory extensions	\$ 184
---------	--	--------

Mortar		
Refractory Mortar		
MMMORTR	10 lbs. Mortar (TRAD: 1 required, HERR: 2 required)	\$ 101
Options & Accessories		
Options & Accessories		
AMMTBX	Natural Gray Traditional brick refractory extensions	\$ 163
AMMHBX	Natural Gray Herringbone brick refractory extensions	\$ 163
Floor Protector (HP)		
Micore Hearth Extension - Hearth Extension		
HX4M	Hearth extension for all size models 5pcs (48" x 20") & 5pcs (22" x 20") to equal 5 full sheets at (70"x 20"x 1/2")	\$ 439
Venting		
Insulated Flex Duct - Chimney Air Kits/Flex Duct		
ID6	6" (152mm) insulated flex duct for use with outside air kit - includes two 42" (1065mm) sections	\$ 103
Uninsulated Flex Duct - Chimney Air Kits/Flex Duct		
UD6	6" (152mm) uninsulated flex duct for use with outside air kit - includes two 42" (1065mm) sections	\$ 73
SL1100 Wood Pipe - Single Pack - Chimney Air Kits/Flex Duct Dimensions: 11" Inner / 13" Outer		
CAK8A	Chimney air kit (For use with BIR42 and RUTHERFORD-42, ODCASTLEWD-42)	\$ 157
Venting Notes		
Outside air kit standard		
Uses SL1100 series chimney		
Attic insulation shield standard		
Model not approved for use in Canada		

Ashland 50**Includes:**

- 50" x 38" Opening
- Radiant Heat
- Outside Air Standard
- Dual gas Knockouts
- Steel Grate
- Safety Firescreen
- UL Listed

**Special Considerations:**

- When ordering Firebrick Yellow molded brick panels, SRV4059-697 is recommended for matching hearth

Required to Complete - Sold Separately:

- Firebrick
- See Venting notes
- Advanced Install Product training required before product ships
- Flex Venting for Outside Air

MSRP
USD

ASH50	50" Radiant Wood Burning Fireplace with Natural Gray Hearth Refractory	\$ 4,719
-------	--	----------

Refractory (Required to Complete)**Herringbone**

MMHB50-B	Firebrick Yellow Molded brick panels - herringbone	\$ 1,999
----------	--	----------

Refractory

AMMTB50	Natural Gray Molded brick panels - Traditional	\$ 1,619
AMMHB50	Natural Gray Molded brick panels - Herringbone	\$ 1,999

Traditional

MMTB50-B	Firebrick Yellow Molded brick panels - traditional	\$ 1,619
----------	--	----------

Glass Doors - Operable**Glass Bi-Fold Door**

DFG4050BK	Glass bi-fold door - Black	\$ 2,259
-----------	----------------------------	----------



Glass Bi-Fold Door

Brick Panels**Herringbone Refractory Extension**

MMHBX-B	Firebrick Yellow Herringbone brick refractory extensions	\$ 184
---------	--	--------

Traditional Refractory Extension		
MMTBX-B	Firebrick Yellow Traditional brick refractory extensions	\$ 184
Mortar		
Refractory Mortar		
MMMORTR	10 lbs. Mortar (TRAD: 1 required, HERR: 2 required)	\$ 101
Options & Accessories		
Options & Accessories		
AMMTBX	Natural Gray Traditional brick refractory extensions	\$ 163
AMMHBX	Natural Gray Herringbone brick refractory extensions	\$ 163
Floor Protector (HP)		
Micore Hearth Extension - Hearth Extension		
HX4M	Hearth extension for all size models 5pcs (48" x 20") & 5pcs (22" x 20") to equal 5 full sheets at (70"x 20"x 1/2")	\$ 439
Venting		
Insulated Flex Duct - Chimney Air Kits/Flex Duct		
ID6	6" (152mm) insulated flex duct for use with outside air kit - includes two 42" (1065mm) sections	\$ 103
Uninsulated Flex Duct - Chimney Air Kits/Flex Duct		
UD6	6" (152mm) uninsulated flex duct for use with outside air kit - includes two 42" (1065mm) sections	\$ 73
Venting Notes		
Outside air kit standard		
Requires 14" Dura-Vent DuraChimney II. See venting section.		
Must order Attic Insulation Shield (14DCA-IS), Roof Radiation Shields (14DCA-RRS), Chase Top Collar (14DCA-CTC). See Venting Section.		
Model not approved for use in Canada		

Biltmore 36**Includes:**

- Full refractory lining in traditional or herringbone pattern
- Powder coat finish
- Safety firescreen
- Dual gas knockouts
- Steel grate
- Outside air kit
- Attic insulation shield
- UL/ULC Listed



Required to Complete - Sold Separately: • Flex Venting for Outside Air

MSRP
USD

SB60	36" Radiant Wood Burning Fireplace	\$ 2,319
SB60HB	36" Radiant Wood Burning Fireplace w/herringbone brick pattern	\$ 2,379

Glass Doors - Operable**Glass Bi-Fold Door**

DM6036-S	36" Stainless Steel Bi-Fold Doors	\$ 529
DM6036	Original bi-fold glass doors with black trim	\$ 599



Glass Bi-Fold Door

Mesh Doors - Operable**Grand Vista 60**

GV60BK	Grand Vista cabinet style mesh doors - Black	\$ 1,319
--------	--	----------



Grand Vista 60

Gas Logs - Log Set Option**DUZY2 Logs**

DUZY2LS-18-24	4-piece Fiber Ceramic log set for use with 18/24" Radiant Burner	\$ 369
DUZY2LS-30	4-piece Fiber Ceramic log set for use with 30" Radiant Burner	\$ 439

DUZY3 Logs

DUZY3LS-18-24	6-piece Refractory Cement log set for use with 18/24" Radiant Burner	\$ 439
DUZY3LS-30	6-piece Refractory Cement log set for use with 30" Radiant Burner	\$ 509

DUZY5 Logs

DUZY5LS-18-24	8-piece Fiber Ceramic log set for use with 18/24" Radiant Burner	\$ 509
DUZY5LS-30	8-piece Fiber Ceramic log set for use with 30" Radiant Burner	\$ 619



DUZY2 Logs



DUZY3 Logs



DUZY5 Logs

Gas Logs - Burner Option Indoor**Radiant Burner 18/24"**

RB-18-24PI	18"/24" Radiant Vented Burner Assembly IPI w/remote L.P. 50,000 BTUs	\$ 1,519
RB-18-24NI	18"/24" Radiant Vented Burner Assembly IPI w/remote N.G. 50,000 BTUs	\$ 1,519

Radiant Burner 30"

RB-30PI	30" Radiant Vented Burner Assembly IPI w/remote L.P. 65,000 BTUs	\$ 1,609
RB-30NI	30" Radiant Vented Burner Assembly IPI w/remote N.G. 65,000 BTUs	\$ 1,609



Radiant Burner 18/24"



Radiant Burner 30"

Floor Protector (HP)**Micore Hearth Extension - Hearth Extension**

HX4M	Hearth extension for all size models 5pcs (48" x 20") & 5pcs (22" x 20") to equal 5 full sheets at (70"x 20"x 1/2")	\$ 439
------	---	--------

Venting			
Insulated Flex Duct - Chimney Air Kits/Flex Duct			
ID4	4" (100mm) insulated flex duct for outside air - includes two 42" (1065mm) sections	\$	89
Uninsulated Flex Duct - Chimney Air Kits/Flex Duct			
UD4	4" (100mm) uninsulated flex duct for outside air - includes two 42" (1065mm) sections	\$	57
SL400 Series Pipe - Term Kits & Acc - Sng Pk - Chimney Air Kits/Flex Duct			
CAK5A	Chimney air kit for SL1100 and SL400 series pipe (required in Canada)	\$	146
Venting Notes			
Outside air kit standard			
U.S. uses SL1100 series chimney. Canada uses SL400 series chimney and requires SLA-10			
Attic insulation shield standard			

Biltmore 42**Includes:**

- Full refractory lining in traditional or herringbone pattern
- Powder coat finish
- Safety firescreen
- Dual gas knockouts
- Steel grate
- Outside air kit
- Attic insulation shield
- UL/ULC Listed



Required to Complete - Sold Separately: • Flex Venting for Outside Air

MSRP
USD

SB80	42" Radiant Wood Burning Fireplace	\$ 3,109
SB80HB	42" Radiant Wood Burning Fireplace w/herringbone brick pattern	\$ 3,169

Glass Doors - Operable**Glass Bi-Fold Door**

DM8042-S	42" Stainless Steel Bi-Fold Door	\$ 669
DM8042	Original bi-fold glass doors with black trim	\$ 749



Glass Bi-Fold Door

Mesh Doors - Operable**Grand Vista 80**

GV80BK	Grand Vista cabinet style mesh doors - Black	\$ 1,489
--------	--	----------



Grand Vista 80

Gas Logs - Log Set Option**DUZY2 Logs**

DUZY2LS-18-24	4-piece Fiber Ceramic log set for use with 18/24" Radiant Burner	\$ 369
DUZY2LS-30	4-piece Fiber Ceramic log set for use with 30" Radiant Burner	\$ 439

DUZY3 Logs

DUZY3LS-18-24	6-piece Refractory Cement log set for use with 18/24" Radiant Burner	\$ 439
DUZY3LS-30	6-piece Refractory Cement log set for use with 30" Radiant Burner	\$ 509

DUZY5 Logs

DUZY5LS-18-24	8-piece Fiber Ceramic log set for use with 18/24" Radiant Burner	\$ 509
DUZY5LS-30	8-piece Fiber Ceramic log set for use with 30" Radiant Burner	\$ 619



DUZY2 Logs



DUZY3 Logs



DUZY5 Logs

Gas Logs - Burner Option Indoor**Radiant Burner 18/24"**

RB-18-24NI	18"/24" Radiant Vented Burner Assembly IPI w/remote N.G. 50,000 BTUs	\$ 1,519
RB-18-24PI	18"/24" Radiant Vented Burner Assembly IPI w/remote L.P. 50,000 BTUs	\$ 1,519

Radiant Burner 30"

RB-30NI	30" Radiant Vented Burner Assembly IPI w/remote N.G. 65,000 BTUs	\$ 1,609
RB-30PI	30" Radiant Vented Burner Assembly IPI w/remote L.P. 65,000 BTUs	\$ 1,609



Radiant Burner 18/24"



Radiant Burner 30"

Floor Protector (HP)**Micore Hearth Extension - Hearth Extension**

HX4M	Hearth extension for all size models 5pcs (48" x 20") & 5pcs (22" x 20") to equal 5 full sheets at (70"x 20"x 1/2")	\$ 439
------	---	--------

Venting			
Insulated Flex Duct - Chimney Air Kits/Flex Duct			
ID4	4" (100mm) insulated flex duct for outside air - includes two 42" (1065mm) sections	\$	89
Uninsulated Flex Duct - Chimney Air Kits/Flex Duct			
UD4	4" (100mm) uninsulated flex duct for outside air - includes two 42" (1065mm) sections	\$	57
SL400 Series Pipe - Term Kits & Acc - Sng Pk - Chimney Air Kits/Flex Duct			
CAK5A	Chimney air kit for SL1100 and SL400 series pipe (required in Canada)	\$	146
Venting Notes			
Outside air kit standard			
U.S. uses SL1100 series chimney. Canada uses SL400 series chimney and requires SLA-10			
Attic insulation shield standard			

Biltmore 50**Includes:**

- Full refractory lining in traditional or herringbone pattern
- Powder coat finish
- Safety firescreen
- Dual gas knockouts
- Steel grate
- Outside air kit
- Attic insulation shield
- UL Listed



Required to Complete - Sold Separately: • Flex Venting for Outside Air

MSRP
USD

SB100	50" Radiant Wood Burning Fireplace	\$ 4,489
SB100HB	50" Radiant Wood Burning Fireplace w/herringbone brick pattern	\$ 4,549

Glass Doors - Operable**Glass Bi-Fold Door**

DM100	Original bi-fold glass doors with black trim	\$ 1,519
-------	--	----------



Glass Bi-Fold Door

Mesh Doors - Operable**Grand Vista 100**

GV100BK	Grand Vista cabinet style mesh doors - Black	\$ 1,959
---------	--	----------



Grand Vista 100

Gas Logs - Log Set Option**DUZY2 Logs**

DUZY2LS-18-24	4-piece Fiber Ceramic log set for use with 18/24" Radiant Burner	\$ 369
DUZY2LS-30	4-piece Fiber Ceramic log set for use with 30" Radiant Burner	\$ 439

DUZY3 Logs

DUZY3LS-18-24	6-piece Refractory Cement log set for use with 18/24" Radiant Burner	\$ 439
DUZY3LS-30	6-piece Refractory Cement log set for use with 30" Radiant Burner	\$ 509

DUZY5 Logs

DUZY5LS-18-24	8-piece Fiber Ceramic log set for use with 18/24" Radiant Burner	\$ 509
DUZY5LS-30	8-piece Fiber Ceramic log set for use with 30" Radiant Burner	\$ 619



DUZY2 Logs



DUZY3 Logs



DUZY5 Logs

Gas Logs - Burner Option Indoor**Radiant Burner 18/24"**

RB-18-24NI	18"/24" Radiant Vented Burner Assembly IPI w/remote N.G. 50,000 BTUs	\$ 1,519
RB-18-24PI	18"/24" Radiant Vented Burner Assembly IPI w/remote L.P. 50,000 BTUs	\$ 1,519

Radiant Burner 30"

RB-30NI	30" Radiant Vented Burner Assembly IPI w/remote N.G. 65,000 BTUs	\$ 1,609
RB-30PI	30" Radiant Vented Burner Assembly IPI w/remote L.P. 65,000 BTUs	\$ 1,609



Radiant Burner 18/24"



Radiant Burner 30"

Floor Protector (HP)**Micore Hearth Extension - Hearth Extension**

HX4M	Hearth extension for all size models 5pcs (48" x 20") & 5pcs (22" x 20") to equal 5 full sheets at (70"x 20"x 1/2")	\$ 439
------	---	--------

Venting			
Insulated Flex Duct - Chimney Air Kits/Flex Duct			
ID4	4" (100mm) insulated flex duct for outside air - includes two 42" (1065mm) sections	\$	89
Uninsulated Flex Duct - Chimney Air Kits/Flex Duct			
UD4	4" (100mm) uninsulated flex duct for outside air - includes two 42" (1065mm) sections	\$	57
SL400 Series Pipe - Term Kits & Acc - Sng Pk - Chimney Air Kits/Flex Duct			
CAK5A	Chimney air kit for SL1100 and SL400 series pipe (required in Canada)	\$	146
Venting Notes			
Outside air kit standard			
Uses SL1100 series chimney			
Attic insulation shield standard			
Model not approved for use in Canada			

Royalton 36**Includes:**

- Front access damper handle
- Ash lip
- Safety firescreen
- Traditional refractory lining
- Dual gas knockouts (Note: Not approved for vent free logs)
- Steel grate
- Attic insulation shield
- UL/ULC listed



No additional items required to complete.

MSRP
USD

BE36	36" Radiant Wood Burning Fireplace	\$ 1,269
------	------------------------------------	----------

Glass Doors - Operable**Glass Bi-Fold Door**

DM1036	Original bi-fold glass doors with black trim	\$ 559
DM1036S	Original bi-fold glass doors with stainless steel trim	\$ 609



Glass Bi-Fold Door

Gas Logs - Log Set Option**DUZY2 Logs**

DUZY2LS-18-24	4-piece Fiber Ceramic log set for use with 18/24" Radiant Burner	\$ 369
DUZY2LS-30	4-piece Fiber Ceramic log set for use with 30" Radiant Burner	\$ 439

DUZY3 Logs

DUZY3LS-18-24	6-piece Refractory Cement log set for use with 18/24" Radiant Burner	\$ 439
DUZY3LS-30	6-piece Refractory Cement log set for use with 30" Radiant Burner	\$ 509

DUZY5 Logs

DUZY5LS-18-24	8-piece Fiber Ceramic log set for use with 18/24" Radiant Burner	\$ 509
DUZY5LS-30	8-piece Fiber Ceramic log set for use with 30" Radiant Burner	\$ 619

Kindled Stack - Vented Gas Log Option

VTD-STCK18	18" Kindled Stack cement log set	\$ 269
------------	----------------------------------	--------

Timberland Oak - Vented Gas Log Option

VTD-OAK18	18" Timberland Oak cement log set	\$ 239
-----------	-----------------------------------	--------

Woodland Birch - Vented Gas Log Option

VTD-BRCH18	18" Woodland Birch cement log set	\$ 249
------------	-----------------------------------	--------



DUZY2 Logs



DUZY3 Logs



DUZY5 Logs



Kindled Stack - Vented Gas Log Option



Timberland Oak - Vented Gas Log Option



Woodland Birch - Vented Gas Log Option

Gas Logs - Burner Option Indoor**Double Tube - Vented Burner 18"**

HTSP-R18-P	Double Tube Vented Burner - 18" Safety Pilot w/Remote Hi-Lo Propane	\$ 899
HTSP-R18-N	Double Tube Vented Burner - 18" Safety Pilot w/Remote Hi-Lo Natural Gas	\$ 899

Radiant Burner 18/24"

RB-18-24NI	18"/24" Radiant Vented Burner Assembly IPI w/remote N.G. 50,000 BTUs	\$ 1,519
RB-18-24PI	18"/24" Radiant Vented Burner Assembly IPI w/remote L.P. 50,000 BTUs	\$ 1,519

Radiant Burner 30"

RB-30PI	30" Radiant Vented Burner Assembly IPI w/remote L.P. 65,000 BTUs	\$ 1,609
RB-30NI	30" Radiant Vented Burner Assembly IPI w/remote N.G. 65,000 BTUs	\$ 1,609

Single Tube - Vented Burner 18"

STM18-N	Single Tube Vented Burner - 18" Manual Ignition Natural Gas	\$ 289
STSP18-P	Single Tube Vented Burner - 18" Safety Pilot Ignition Propane	\$ 539
STSP18-N	Single Tube Vented Burner - 18" Safety Pilot Ignition Natural Gas	\$ 539



Double Tube - Vented Burner
18"

Radiant Burner 18/24"

Radiant Burner 30"

Single Tube - Vented Burner 18"

Options & Accessories**Outside Air Kit**

AK24	Outside air kit (1 each) - Flex Venting not included	\$ 17
------	--	-------

Floor Protector (HP)**Micore Hearth Extension - Hearth Extension**

HX4M	Hearth extension for all size models 5pcs (48" x 20") & 5pcs (22" x 20") to equal 5 full sheets at (70"x 20"x 1/2")	\$ 439
------	---	--------

Venting**Insulated Flex Duct - Chimney Air Kits/Flex Duct**

ID4	4" (100mm) insulated flex duct for outside air - includes two 42" (1065mm) sections	\$ 89
-----	---	-------

Uninsulated Flex Duct - Chimney Air Kits/Flex Duct

UD4	4" (100mm) uninsulated flex duct for outside air - includes two 42" (1065mm) sections	\$ 57
-----	---	-------

SL300 Series Pipe - Comp - SngPk - Chimney Air Kits/Flex Duct Dimensions: 8" Inner / 10.5" Outer

CAK4A	Chimney air kit (for SL300 series chimney systems only)	\$ 129
-------	---	--------

Venting Notes

Uses SL300 series chimney

Attic insulation shield standard

Royalton 42**Includes:**

- Front access damper handle
- Ash lip
- Safety firescreen
- Traditional refractory lining
- Dual gas knockouts (Note: Not approved for vent free logs)
- Steel grate
- Attic insulation shield
- UL/ULC listed



No additional items required to complete.

MSRP
USD

BE42	42" Radiant Wood Burning Fireplace	\$ 1,949
------	------------------------------------	----------

Glass Doors - Operable**Glass Bi-Fold Door**

DM1042	Original bi-fold glass doors with black trim	\$ 689
DM1042S	Original bi-fold glass doors with stainless steel trim	\$ 739



Glass Bi-Fold Door

Gas Logs - Log Set Option**DUZY2 Logs**

DUZY2LS-18-24	4-piece Fiber Ceramic log set for use with 18/24" Radiant Burner	\$ 369
DUZY2LS-30	4-piece Fiber Ceramic log set for use with 30" Radiant Burner	\$ 439

DUZY3 Logs

DUZY3LS-18-24	6-piece Refractory Cement log set for use with 18/24" Radiant Burner	\$ 439
DUZY3LS-30	6-piece Refractory Cement log set for use with 30" Radiant Burner	\$ 509

DUZY5 Logs

DUZY5LS-18-24	8-piece Fiber Ceramic log set for use with 18/24" Radiant Burner	\$ 509
DUZY5LS-30	8-piece Fiber Ceramic log set for use with 30" Radiant Burner	\$ 619

Kindled Stack - Vented Gas Log Option

VTD-STCK24	24" Kindled Stack cement log set	\$ 329
------------	----------------------------------	--------

Timberland Oak - Vented Gas Log Option

VTD-OAK24	24" Timberland Oak cement log set	\$ 299
-----------	-----------------------------------	--------

Woodland Birch - Vented Gas Log Option

VTD-BRCH24	24" Woodland Birch cement log set	\$ 309
------------	-----------------------------------	--------



DUZY2 Logs



DUZY3 Logs



DUZY5 Logs



Kindled Stack - Vented Gas Log Option



Timberland Oak - Vented Gas Log Option



Woodland Birch - Vented Gas Log Option

Gas Logs - Burner Option Indoor**Double Tube - Vented Burner 24"**

HTSP-R24-N	Double Tube Vented Burner - 24" Safety Pilot w/Remote Hi-Lo Natural Gas	\$ 929
HTSP-R24-P	Double Tube Vented Burner - 24" Safety Pilot w/Remote Hi-Lo Propane	\$ 929

Radiant Burner 18/24"

RB-18-24PI	18"/24" Radiant Vented Burner Assembly IPI w/remote L.P. 50,000 BTUs	\$ 1,519
RB-18-24NI	18"/24" Radiant Vented Burner Assembly IPI w/remote N.G. 50,000 BTUs	\$ 1,519

Radiant Burner 30"

RB-30NI	30" Radiant Vented Burner Assembly IPI w/remote N.G. 65,000 BTUs	\$ 1,609
RB-30PI	30" Radiant Vented Burner Assembly IPI w/remote L.P. 65,000 BTUs	\$ 1,609

Single Tube - Vented Burner 24"

STM24-N	Single Tube Vented Burner - 24" Manual Ignition Natural Gas	\$ 349
STSP24-P	Single Tube Vented Burner - 24" Safety Pilot Ignition Propane	\$ 549
STSP24-N	Single Tube Vented Burner - 24" Safety Pilot Ignition Natural Gas	\$ 549



Double Tube - Vented Burner
24"

Radiant Burner 18/24"

Radiant Burner 30"

Single Tube - Vented Burner 24"

Options & Accessories**Outside Air Kit**

AK24	Outside air kit (1 each) - Flex Venting not included	\$ 17
------	--	-------

Floor Protector (HP)**Micore Hearth Extension - Hearth Extension**

HX4M	Hearth extension for all size models 5pcs (48" x 20") & 5pcs (22" x 20") to equal 5 full sheets at (70"x 20"x 1/2")	\$ 439
------	---	--------

Venting**Insulated Flex Duct - Chimney Air Kits/Flex Duct**

ID4	4" (100mm) insulated flex duct for outside air - includes two 42" (1065mm) sections	\$ 89
-----	---	-------

Uninsulated Flex Duct - Chimney Air Kits/Flex Duct

UD4	4" (100mm) uninsulated flex duct for outside air - includes two 42" (1065mm) sections	\$ 57
-----	---	-------

SL300 Series Pipe - Comp - SngPk - Chimney Air Kits/Flex Duct Dimensions: 8" Inner / 10.5" Outer

CAK4A	Chimney air kit (for SL300 series chimney systems only)	\$ 129
-------	---	--------

Venting Notes

Uses SL300 series chimney

Attic insulation shield standard

Sovereign 36**Includes:**

- Traditional full refractory lining
- Safety firescreen
- Dual gas knockouts
- Steel grate
- Front access damper handle
- Attic insulation shield
- Ash lip
- UL/ULC Listed



No additional items required to complete.

MSRP
USD

SA36C	36" Heat Circulating Fireplace	\$ 1,599
SA36R	36" Radiant Fireplace	\$ 1,599

Glass Doors - Operable**Glass Bi-Fold Door**

DM1736	Original bi-fold glass doors with black trim	\$ 599
DM1736S	Original bi-fold glass doors with stainless steel trim	\$ 649



Glass Bi-Fold Door

Glass Doors - Gasketed**Gasketed Glass Door 36 Heat circulating model only**

GGD36BK-B	Gasketed glass door, cabinet style, black (not for use on radiant units, circulating units only)	\$ 1,399
-----------	--	----------



Gasketed Glass Door 36

Mesh Doors - Operable**Grand Vista 36**

GV36BK	Grand Vista cabinet style mesh doors - Black	\$ 1,179
--------	--	----------



Grand Vista 36

Gas Logs - Log Set Option**DUZY2 Logs**

DUZY2LS-18-24	4-piece Fiber Ceramic log set for use with 18/24" Radiant Burner	\$ 369
DUZY2LS-30	4-piece Fiber Ceramic log set for use with 30" Radiant Burner	\$ 439

DUZY3 Logs

DUZY3LS-18-24	6-piece Refractory Cement log set for use with 18/24" Radiant Burner	\$ 439
DUZY3LS-30	6-piece Refractory Cement log set for use with 30" Radiant Burner	\$ 509

DUZY5 Logs

DUZY5LS-18-24	8-piece Fiber Ceramic log set for use with 18/24" Radiant Burner	\$ 509
DUZY5LS-30	8-piece Fiber Ceramic log set for use with 30" Radiant Burner	\$ 619

Kindled Stack - Vented Gas Log Option

VTD-STCK18	18" Kindled Stack cement log set	\$ 269
------------	----------------------------------	--------

Timberland Oak - Vented Gas Log Option

VTD-OAK18	18" Timberland Oak cement log set	\$ 239
-----------	-----------------------------------	--------

Woodland Birch - Vented Gas Log Option

VTD-BRCH18	18" Woodland Birch cement log set	\$ 249
------------	-----------------------------------	--------



DUZY2 Logs



DUZY3 Logs



DUZY5 Logs

Kindled Stack - Vented Gas Log
Option



Timberland Oak - Vented Gas
Log Option



Woodland Birch - Vented Gas
Log Option

Gas Logs - Burner Option Indoor

Double Tube - Vented Burner 18"

HTSP-R18-P	Double Tube Vented Burner - 18" Safety Pilot w/Remote Hi-Lo Propane	\$ 899
HTSP-R18-N	Double Tube Vented Burner - 18" Safety Pilot w/Remote Hi-Lo Natural Gas	\$ 899

Radiant Burner 18/24"

RB-18-24PI	18"/24" Radiant Vented Burner Assembly IPI w/remote L.P. 50,000 BTUs	\$ 1,519
RB-18-24NI	18"/24" Radiant Vented Burner Assembly IPI w/remote N.G. 50,000 BTUs	\$ 1,519

Radiant Burner 30"

RB-30PI	30" Radiant Vented Burner Assembly IPI w/remote L.P. 65,000 BTUs	\$ 1,609
RB-30NI	30" Radiant Vented Burner Assembly IPI w/remote N.G. 65,000 BTUs	\$ 1,609

Single Tube - Vented Burner 18"

STM18-N	Single Tube Vented Burner - 18" Manual Ignition Natural Gas	\$ 289
STSP18-N	Single Tube Vented Burner - 18" Safety Pilot Ignition Natural Gas	\$ 539
STSP18-P	Single Tube Vented Burner - 18" Safety Pilot Ignition Propane	\$ 539



Double Tube - Vented Burner
18"



Radiant Burner 18/24"



Radiant Burner 30"



Single Tube - Vented Burner 18"

Fans

Blower

FK23	160 CFM fan kit (for use on circulating models only) Kit consists of fan, power cord w/plug (no control incl).	\$ 327
------	--	--------

Control, remotes, wall switches

Control, remotes, wall switches

SCVS	Variable Speed Control	\$ 125
------	------------------------	--------

Floor Protector (HP)		
Micore Hearth Extension - Hearth Extension		
HX4M	Hearth extension for all size models 5pcs (48" x 20") & 5pcs (22" x 20") to equal 5 full sheets at (70"x 20"x 1/2")	\$ 439
Venting		
Insulated Flex Duct - Chimney Air Kits/Flex Duct		
ID4	4" (100mm) insulated flex duct for outside air - includes two 42" (1065mm) sections	\$ 89
Outside Air Kit		
AK22	Outside air kit - (flex not included)	\$ 17
Uninsulated Flex Duct - Chimney Air Kits/Flex Duct		
UD4	4" (100mm) uninsulated flex duct for outside air - includes two 42" (1065mm) sections	\$ 57
SL300 Series Pipe - Comp - SngPk - Chimney Air Kits/Flex Duct Dimensions: 8" Inner / 10.5" Outer		
CAK4A	Chimney air kit (for SL300 series chimney systems only)	\$ 129
Venting Notes		
Uses SL300 series chimney		
Attic insulation shield standard		

Sovereign 42**Includes:**

- Traditional full refractory lining
- Safety firescreen
- Dual gas knockouts
- Steel grate
- Front access damper handle
- Attic insulation shield
- Ash lip
- UL/ULC Listed



No additional items required to complete.

MSRP
USD

SA42R	42" Radiant Fireplace	\$ 2,069
SA42C	42" Heat Circulating Fireplace	\$ 2,069

Glass Doors - Operable**Glass Bi-Fold Door**

DM1742	Original bi-fold glass doors with black trim	\$ 729
DM1742S	Original bi-fold glass doors with stainless steel trim	\$ 789



Glass Bi-Fold Door

Glass Doors - Gasketed**Gasketed Glass Door 42 Heat circulating model only**

GGD42BK-B	Gasketed glass door, cabinet style, black (not for use on radiant units, circulating units only)	\$ 1,519
-----------	--	----------



Gasketed Glass Door 42

Mesh Doors - Operable**Grand Vista 42**

GV42BK	Grand Vista cabinet style mesh doors - Black	\$ 1,359
--------	--	----------



Grand Vista 42

Gas Logs - Log Set Option**DUZY2 Logs**

DUZY2LS-18-24	4-piece Fiber Ceramic log set for use with 18/24" Radiant Burner	\$ 369
DUZY2LS-30	4-piece Fiber Ceramic log set for use with 30" Radiant Burner	\$ 439

DUZY3 Logs

DUZY3LS-18-24	6-piece Refractory Cement log set for use with 18/24" Radiant Burner	\$ 439
DUZY3LS-30	6-piece Refractory Cement log set for use with 30" Radiant Burner	\$ 509

DUZY5 Logs

DUZY5LS-18-24	8-piece Fiber Ceramic log set for use with 18/24" Radiant Burner	\$ 509
DUZY5LS-30	8-piece Fiber Ceramic log set for use with 30" Radiant Burner	\$ 619

Kindled Stack - Vented Gas Log Option

VTD-STCK24	24" Kindled Stack cement log set	\$ 329
------------	----------------------------------	--------

Timberland Oak - Vented Gas Log Option

VTD-OAK24	24" Timberland Oak cement log set	\$ 299
-----------	-----------------------------------	--------

Woodland Birch - Vented Gas Log Option

VTD-BRCH24	24" Woodland Birch cement log set	\$ 309
------------	-----------------------------------	--------



DUZY2 Logs



DUZY3 Logs



DUZY5 Logs

Kindled Stack - Vented Gas Log
Option



Timberland Oak - Vented Gas
Log Option



Woodland Birch - Vented Gas
Log Option

Gas Logs - Burner Option Indoor

Double Tube - Vented Burner 24"

HTSP-R24-N	Double Tube Vented Burner - 24" Safety Pilot w/Remote Hi-Lo Natural Gas	\$ 929
HTSP-R24-P	Double Tube Vented Burner - 24" Safety Pilot w/Remote Hi-Lo Propane	\$ 929

Radiant Burner 18/24"

RB-18-24PI	18"/24" Radiant Vented Burner Assembly IPI w/remote L.P. 50,000 BTUs	\$ 1,519
RB-18-24NI	18"/24" Radiant Vented Burner Assembly IPI w/remote N.G. 50,000 BTUs	\$ 1,519

Radiant Burner 30"

RB-30PI	30" Radiant Vented Burner Assembly IPI w/remote L.P. 65,000 BTUs	\$ 1,609
RB-30NI	30" Radiant Vented Burner Assembly IPI w/remote N.G. 65,000 BTUs	\$ 1,609

Single Tube - Vented Burner 24"

STM24-N	Single Tube Vented Burner - 24" Manual Ignition Natural Gas	\$ 349
STSP24-P	Single Tube Vented Burner - 24" Safety Pilot Ignition Propane	\$ 549
STSP24-N	Single Tube Vented Burner - 24" Safety Pilot Ignition Natural Gas	\$ 549



Double Tube - Vented Burner
24"



Radiant Burner 18/24"



Radiant Burner 30"



Single Tube - Vented Burner 24"

Fans

Blower

FK23	160 CFM fan kit (for use on circulating models only) Kit consists of fan, power cord w/plug (no control incl).	\$ 327
------	--	--------

Control, remotes, wall switches

Control, remotes, wall switches

SCVS	Variable Speed Control	\$ 125
------	------------------------	--------

Floor Protector (HP)		
Micore Hearth Extension - Hearth Extension		
HX4M	Hearth extension for all size models 5pcs (48" x 20") & 5pcs (22" x 20") to equal 5 full sheets at (70"x 20"x 1/2")	\$ 439
Venting		
Insulated Flex Duct - Chimney Air Kits/Flex Duct		
ID4	4" (100mm) insulated flex duct for outside air - includes two 42" (1065mm) sections	\$ 89
Outside Air Kit		
AK22	Outside air kit - (flex not included)	\$ 17
Uninsulated Flex Duct - Chimney Air Kits/Flex Duct		
UD4	4" (100mm) uninsulated flex duct for outside air - includes two 42" (1065mm) sections	\$ 57
SL300 Series Pipe - Comp - SngPk - Chimney Air Kits/Flex Duct Dimensions: 8" Inner / 10.5" Outer		
CAK4A	Chimney air kit (for SL300 series chimney systems only)	\$ 129
Venting Notes		
Uses SL300 series chimney		
Attic insulation shield standard		

WarmMajic-II**Includes:**

- Up to 68,200 Btu/Hour Output
- Ceramic glass
- Junction box
- Duel fans
- Arched steel faced
- Cast iron arch doors
- CAK4A
- Outside air hood
- Lined with firebrick
- Attic insulation shield

**Special Considerations:**

- Advanced Install Product training required before product ships
- Certified to 2020 EPA emissions standards

No additional items required to complete.

MSRP
USD

WARMMAJIC-D	Wood fireplace with black cabinet style doors	\$ 6,549
-------------	---	----------

Options & Accessories**Finishing Template**

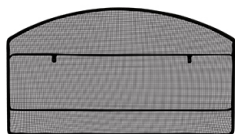
TMP-MED-ARC	Metal Finishing Template - Arched	\$ 209
-------------	-----------------------------------	--------

Firescreen Mesh

MESH-HHT-C	Firescreen	\$ 319
------------	------------	--------

Lintel Bar

LINTELBAR-HHT	Lintel bar	\$ 369
---------------	------------	--------



Firescreen Mesh

Heat Management**Heat Zone Kit**

HEAT-ZONE-WD-C	Heat distribution kit (includes fan, grille cover, fireplace adaptor, and adjustment control) requires 6" vent for ducting	\$ 409
----------------	--	--------

Floor Protector (HP)**Micore Hearth Extension - Hearth Extension**

HX4M	Hearth extension for all size models 5pcs (48" x 20") & 5pcs (22" x 20") to equal 5 full sheets at (70"x 20"x 1/2")	\$ 439
------	---	--------

Venting		
Outside Air Kit		
OA-RD-6	Outside air elbow kit (used to offset outside air starting collar)	\$ 62
Venting Notes		
Requires SL300 or 8" DuraPlus pipe with the DuraPlus base plate. See venting section		
When using 8" DuraPlus must use DV-6DP-IS attic insulation shield		

Majestic

Fireplace - Wood - Multi-Sided

Prices in USD

Page printed 12/9/2025, 3:57:09 PM CST
Future pricing effective for orders placed on or after 1/5/2026
* Please Contact Who You Purchase This Through for MSRP Pricing


Non-stock and custom product cannot be cancelled.
Customer is responsible for freight for orders made outside of assigned RDC facility.

Designer Series See-Through 42

Includes:

- Full refractory lining
- Powder coat finish
- Safety firescreen
- Dual gas knockouts
- Steel grate
- Damper
- Outside air kit
- Attic insulation shield

- UL/ULC Listed



Required to Complete - Sold Separately:

- Flex Venting for Outside Air

		MSRP USD
DSR42	42" See-Thru Radiant Wood Burning Fireplace	\$ 4,019

Glass Doors - Operable		
Glass Bi-Fold Door		
DM1242	Original bi-fold glass doors with black trim	\$ 719



Glass Bi-Fold Door

Floor Protector (HP)		
Micore Hearth Extension - Hearth Extension		
HX4M	Hearth extension for all size models 5pcs (48" x 20") & 5pcs (22" x 20") to equal 5 full sheets at (70"x 20"x 1/2")	\$ 439

Venting			
Insulated Flex Duct - Chimney Air Kits/Flex Duct			
ID4	4" (100mm) insulated flex duct for outside air - includes two 42" (1065mm) sections	\$	89
Uninsulated Flex Duct - Chimney Air Kits/Flex Duct			
UD4	4" (100mm) uninsulated flex duct for outside air - includes two 42" (1065mm) sections	\$	57
SL400 Series Pipe - Term Kits & Acc - Sng Pk - Chimney Air Kits/Flex Duct			
CAK5A	Chimney air kit for SL1100 and SL400 series pipe (required in Canada)	\$	146
Venting Notes			
Outside air kit standard			
U.S. uses SL1100 series chimney. Canada uses SL400 series chimney and requires SLA-10			
Attic insulation shield standard			

Majestic

Insert - Gas

Page printed 12/9/2025, 3:57:09 PM CST

Future pricing effective for orders placed on or after 1/5/2026

* Please Contact Who You Purchase This Through for MSRP Pricing

Prices in USD

Non-stock and custom product cannot be cancelled.

Customer is responsible for freight for orders made outside of assigned RDC facility.

Jasper Insert 30"

Includes:

- 21,000 - 30,000 BTU/Hour Input (NG)
- 19,600 - 28,000 BTU/Hour Input (LP)
- IntelliFire Ignition System
- Ceramic Glass
- Glowing Embers/Lava Rock
- Battery Back Up
- Electrical Cord - 10' 3" Left, X 7' 6" Right
- Gas Flex Connector
- 6 Ceramic Fiber Split Logs



Special Considerations:

- LP requires conversion, order LPK-MI-IPI

Required to Complete - Sold Separately: • Front

• Surround

MSRP
USD

JASPER30IN	Jasper Medium 30" direct vent gas insert with IPI ignition system (NG)	\$ 2,269
------------	--	----------

Fronts - Non-Operable (Required to Complete)

Clean Screen

CSFI30BK	Clean 30" screen front - Black	\$ 429
CSFI30NB	Clean 30" screen front - New Bronze	\$ 449

Contemporary Arched Front


CASFI30BK	Contemporary Arch 30" screen front - Black	\$ 479
CASFI30NB	Contemporary Arch 30" screen front - New Bronze	\$ 499

Inside Fit

INFIT-30-BK	Inside fit 30" screen front - Black	\$ 379
-------------	-------------------------------------	--------



Clean Screen



Contemporary Arched Front



Inside Fit

Metal Surrounds (Required to Complete)**Surrounds - Small**

MI30-4027-BK	Small 30" surround 40" x 27" - Black	\$ 389
MI30-4027-NB	Small 30" surround 40" x 27" - New Bronze	\$ 429

Surrounds - Medium

MI30-4230-BK	Medium 30" surround 42" x 30" - Black	\$ 419
MI30-4230D-BK	Medium 30" surround 42" x 30" x 2" deep - Black	\$ 419
MI30-4230-NB	Medium 30" surround 42" x 30" - New Bronze	\$ 449

Surrounds - Large

MI30-4432-BK	Large 30" surround 44" x 32" - Black	\$ 449
MI30-4432-NB	Large 30" surround 44" x 32" - New Bronze	\$ 489

Custom Surround

MI30-5040CS-BK	On site 30" customizable surround - 50" w x 40" h (comes 4 sided with a 6" bottom, can be trimmed to make 3 sided)	\$ 509
CUST-SRND-MI	Custom surround metal inserts (see custom surround order form for details)	\$ 889

Venting (Required to Complete)**Gas Insert Venting - 30/30 Termination Kits**

LINK-DV4-30B	Direct vent insert kit - one 4 - liner, one 30 - liner, plus term cap components	\$ 563
LINKSQB-DV4-30	Direct vent insert kit - one 4 - liner, one 30 - liner, plus black term cap components	\$ 665
LINK-DV30B	Direct vent insert kit - two 30 - liners, plus term cap components	\$ 665
LINKSQB-DV30	Direct vent insert kit - two 30 - liners, plus black term cap components	\$ 747
LINKSQC-DV30	Direct vent insert kit - two 30" liners, plus faux copper term cap components	\$ 809

Gas Insert Venting - Components

LINK-ZC-ADPB	14 1/2" round flashing adapter kit (for use with existing liner kits when using Class A pipe)	\$ 92
--------------	---	-------

Conversion Kit**Conversion Kit**

LPK-MI-IPI	LP conversion kit for metal insert with IPI	\$ 0
------------	---	------

Refractory Upgrade		
Fiber Refractory		
BRICKMI30TB	Traditional 30" Brick interior panels - Tavern Brown	\$ 307
BRICKMI30CR	Traditional 30" Brick interior panels - Cottage Red	\$ 307
Fans		
Fan		
GFK-160C	Fan kit 160 CFM (fan only)	\$ 266
GFK-160A	Fan kit 160 CFM (includes rheostat and temperature sensor)	\$ 327
Control, remotes, wall switches		
Smart Stat Remote Control		
SMART-STAT-HHT	Remote Control - IPI or SP (on/off, temp readout, thermostat mode, timer mode)	\$ 299
Venting Notes		
Requires: LINK-DV30B, LINKSQB-DV30, LINKSQC-DV30, LINK-DV4-30B, LINKSQB-DV-30 or LINKSQC-DV4-30 flex liner kit. Refer to Venting section.		

Ruby Insert 25"**Includes:**

- 18,900 - 27,000 BTU/Hour Input (NG)
- 17,500 - 25,000 BTU/Hour Input (LP)
- IntelliFire Touch Ignition System
- RC400 Remote Control
- GFK-160A Variable Fan
- Decorative Brick Base
- Ceramic Glass
- Glowing Embers/Mystic Embers
- Battery Back Up
- Electrical Cord - 10' 6" Left, X 8" Right
- Gas Flex Connector
- 7 Ceramic Fiber Split Logs



Required to Complete - Sold Separately: • Front • Surround

MSRP
USD

RUBY25IN	Ruby small 25" direct vent gas insert with intellifire touch ignition system (NG)	\$ 2,869
RUBY25IL	Ruby small 25" direct vent gas insert with intellifire touch ignition system (LP)	\$ 2,869

Fronts - Non-Operable (Required to Complete)**Clean Screen**

CSFI25BK	Clean 25" screen front - Black	\$ 409
CSFI25NB	Clean 25" screen front - New Bronze	\$ 429

Contemporary Arched Front


CASFI25BK	Contemporary Arch 25" screen front - Black	\$ 449
CASFI25NB	Contemporary Arch 25" screen front - New Bronze	\$ 479

Inside Fit

INFIT-25-BK	Inside fit 25" screen front - Black	\$ 359
-------------	-------------------------------------	--------



Clean Screen



Contemporary Arched Front



Inside Fit

Metal Surrounds (Required to Complete)**Surrounds - Small**

MI25-3523-BK	Small 25" surround 35" x 23" - Black	\$ 369
MI25-3523-NB	Small 25" surround 35" x 23" - New Bronze	\$ 409

Surrounds - Medium		
MI25-3726-BK	Medium 25" surround 37" x 26" - Black	\$ 389
MI25-3726-NB	Medium 25" surround 37" x 26" - New Bronze	\$ 429
Surrounds - Large		
MI25-3928-BK	Large 25" surround 39" x 28" - Black	\$ 429
MI25-3928-NB	Large 25" surround 39" x 28" - New Bronze	\$ 459
Custom Surround		
MI-USBC-RELO	Relocation kit for USB-C and reset switch from surround to under the front. For use when using inside fit or onsite surround.	\$ 38
MI25-5040CS-BK	On site 25" customizable surround - 50" w x 40" h (comes 4 sided with a 6" bottom, can be trimmed to make 3 sided)	\$ 489
CUST-SRND-MI	Custom surround metal inserts (see custom surround order form for details)	\$ 889
Venting (Required to Complete)		
Gas Insert Venting - 30/30 Termination Kits		
LINK-DV4-30B	Direct vent insert kit - one 4 - liner, one 30 - liner, plus term cap components	\$ 563
LINK-DV30B	Direct vent insert kit - two 30 - liners, plus term cap components	\$ 665
LINKSQB-DV4-30	Direct vent insert kit - one 4 - liner, one 30 - liner, plus black term cap components	\$ 665
LINKSQB-DV30	Direct vent insert kit - two 30 - liners, plus black term cap components	\$ 747
LINKSQC-DV30	Direct vent insert kit - two 30" liners, plus faux copper term cap components	\$ 809
Gas Insert Venting - Components		
LINK-ZC-ADPB	14 1/2" round flashing adapter kit (for use with existing liner kits when using Class A pipe)	\$ 92
Liner Kit		
Glass Liner		
LINER-BK-25	Reflective Black Glass Liner 25" traditional units	\$ 529
Refractory Upgrade		
Fiber Refractory		
BRICKMI25CR	Traditional 25" Brick interior panels - Cottage Red	\$ 297
BRICKMI25TB	Traditional 25" Brick interior panels - Tavern Brown	\$ 297
Fans		
Fan		
GFK-160C	Fan kit 160 CFM (fan only)	\$ 266
GFK-160A	Fan kit 160 CFM (includes rheostat and temperature sensor)	\$ 327
Control, remotes, wall switches		
Battery Back Up		
BATTERY-WSK	Battery backup wall switch kit for units with IFT control systems. Includes: On/Off Wall Switch, USB-C Port, Battery Backup, Cover Plate, 12' Wire Harness	\$ 194

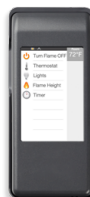
IntelliFire app		
IFT-WFM	IntelliFire Wi-Fi Module that works with the IntelliFire iOS and Android app. Use to control all the features of your fireplace via a smart device. An RC400, RC450 or RC150 is required for thermostat control	\$ 239
Remote/Wall Switch/Wall Thermostat		
IFT-RC150	IntelliFire Touch white wireless wall switch (on/off, cold climate, battery strength	\$ 124
Touch Screen Remote		
IFT-RC400	IntelliFire Touch black remote control, docking station and auxiliary control module (on/off, flame height, thermostat mode, fan control, child lock, cold climate, timer mode, hot indicator, lights, on-screen maintenance and troubleshooting notifications)	\$ 399



Battery Back Up



IntelliFire app



Touch Screen Remote

Venting Notes

Requires: LINK-DV30B, LINKSQB-DV30, LINKSQC-DV30, LINK-DV4-30B, LINKSQB-DV-30 or LINKSQC-DV4-30 flex liner kit. Refer to Venting section.

Ruby Insert 30"**Includes:**

- 22,890 - 32,700 BTU/Hour Input (NG)
- 22,400 - 32,000 BTU/Hour Input (LP)
- IntelliFire Touch Ignition System
- RC400 Remote Control
- GFK-160A Variable Fan
- Decorative Brick Base
- Ceramic Glass
- Glowing Embers/Mystic Embers
- Battery Back Up
- Electrical Cord - 10' 3" Left, X 7' 6" Right
- Gas Flex Connector
- 8 Ceramic Fiber Split Logs

**Special Considerations:**

- If changing media, follow required number of bags below:
- --> Crushed Glass: 2 bags --> Natural Stones: 2 bags

Required to Complete - Sold Separately:

- Front

- Surround

MSRP
USD

RUBY30IN	Ruby medium 30" direct vent gas insert with intellifire touch ignition system (NG)	\$ 3,049
RUBY30IL	Ruby medium 30" direct vent gas insert with intellifire touch ignition system (LP)	\$ 3,049

Fronts - Non-Operable (Required to Complete)**Clean Screen**

CSFI30BK	Clean 30" screen front - Black	\$ 429
CSFI30NB	Clean 30" screen front - New Bronze	\$ 449

Contemporary Arched Front


CASFI30BK	Contemporary Arch 30" screen front - Black	\$ 479
CASFI30NB	Contemporary Arch 30" screen front - New Bronze	\$ 499

Inside Fit

INFIT-30-BK	Inside fit 30" screen front - Black	\$ 379
-------------	-------------------------------------	--------



Clean Screen



Contemporary Arched Front



Inside Fit

Metal Surrounds (Required to Complete)**Surrounds - Small**

MI30-4027-BK	Small 30" surround 40" x 27" - Black	\$ 389
MI30-4027-NB	Small 30" surround 40" x 27" - New Bronze	\$ 429

Surrounds - Medium		
MI30-4230-BK	Medium 30" surround 42" x 30" - Black	\$ 419
MI30-4230D-BK	Medium 30" surround 42" x 30" x 2" deep - Black	\$ 419
MI30-4230-NB	Medium 30" surround 42" x 30" - New Bronze	\$ 449
Surrounds - Large		
MI30-4432-BK	Large 30" surround 44" x 32" - Black	\$ 449
MI30-4432-NB	Large 30" surround 44" x 32" - New Bronze	\$ 489
Custom Surround		
MI-USBC-RELO	Relocation kit for USB-C and reset switch from surround to under the front. For use when using inside fit or onsite surround.	\$ 38
MI30-5040CS-BK	On site 30" customizable surround - 50" w x 40" h (comes 4 sided with a 6" bottom, can be trimmed to make 3 sided)	\$ 509
CUST-SRND-MI	Custom surround metal inserts (see custom surround order form for details)	\$ 889
Venting (Required to Complete)		
Gas Insert Venting - 30/30 Termination Kits		
LINK-DV4-30B	Direct vent insert kit - one 4 - liner, one 30 - liner, plus term cap components	\$ 563
LINKSQB-DV4-30	Direct vent insert kit - one 4 - liner, one 30 - liner, plus black term cap components	\$ 665
LINK-DV30B	Direct vent insert kit - two 30 - liners, plus term cap components	\$ 665
LINKSQB-DV30	Direct vent insert kit - two 30 - liners, plus black term cap components	\$ 747
LINKSQC-DV30	Direct vent insert kit - two 30" liners, plus faux copper term cap components	\$ 809
Gas Insert Venting - Components		
LINK-ZC-ADPB	14 1/2" round flashing adapter kit (for use with existing liner kits when using Class A pipe)	\$ 92
Hearth Kit		
Upgrade Kit		
CKRUBY30	Contemporary conversion kit Ruby 30" insert (includes 1 bag Onyx, 1 bag Diamond media); not approved for use with Fiber Refractory or Light Kit (MI-ALK)	\$ 509
Media		
Driftwood Logs		
DWLG-MI-MAJ	Driftwood Log set (requires CKRUBY30 or CKRUBY35 with media installed)	\$ 276
Media		
GLASS-DM	Glass, Diamond (1 bag)	\$ 74
GLASS-BZ	Glass, Bronze (1 bag)	\$ 74
GLASS-SP	Glass, Sapphire (1 bag)	\$ 74
GLASS-OY	Glass, Onyx (1 bag)	\$ 74
Stones		
STONES-NATURAL	Natural stones (1 bag)	\$ 116

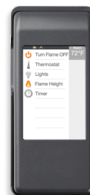
Lighting		
Accent Light Kit		
MI-ALK	Ambient Light Kit (not for use in 25" models) (Not recommended for use with Reflective Black Glass Liner)	\$ 519
Liner Kit		
Glass Liner		
LINER-MOD30-BK	Reflective Black Glass Liner for 30" contemporary units	\$ 569
LINER-BK-30	Reflective Black Glass Liner 30" traditional units	\$ 569
Refractory Upgrade		
Fiber Refractory		
BRICKMI30TB	Traditional 30" Brick interior panels - Tavern Brown	\$ 307
BRICKMI30CR	Traditional 30" Brick interior panels - Cottage Red	\$ 307
Fans		
Fan		
GFK-160C	Fan kit 160 CFM (fan only)	\$ 266
GFK-160A	Fan kit 160 CFM (includes rheostat and temperature sensor)	\$ 327
Control, remotes, wall switches		
Battery Back Up		
BATTERY-WSK	Battery backup wall switch kit for units with IFT control systems. Includes: On/Off Wall Switch, USB-C Port, Battery Backup, Cover Plate, 12' Wire Harness	\$ 194
IntelliFire app		
IFT-WFM	IntelliFire Wi-Fi Module that works with the IntelliFire iOS and Android app. Use to control all the features of your fireplace via a smart device. An RC400, RC450 or RC150 is required for thermostat control	\$ 239
Remote/Wall Switch/Wall Thermostat		
IFT-RC150	IntelliFire Touch white wireless wall switch (on/off, cold climate, battery strength	\$ 124
Touch Screen Remote		
IFT-RC400	IntelliFire Touch black remote control, docking station and auxiliary control module (on/off, flame height, thermostat mode, fan control, child lock, cold climate, timer mode, hot indicator, lights, on-screen maintenance and troubleshooting notifications)	\$ 399



Battery Back Up



IntelliFire app



Touch Screen Remote

Venting Notes

Requires: LINK-DV30B, LINKSQB-DV30, LINKSQC-DV30, LINK-DV4-30B, LINKSQB-DV-30 or LINKSQC-DV4-30 flex liner kit. Refer to Venting section.

Ruby Insert 35"**Includes:**

- 24,500 - 35,000 BTU/Hour Input (NG)
- 24,500 - 35,000 BTU/Hour Input (LP)
- IntelliFire Touch Ignition System
- RC400 Remote Control
- GFK-160A Variable Fan
- Decorative Brick Base
- Ceramic Glass
- Glowing Embers/Mystic Embers
- Battery Back Up
- Electrical Cord - 10" Left, X 7" Right
- Gas Flex Connector
- 9 Ceramic Fiber Split Logs

**Special Considerations:**

- If changing media, follow required number of bags below:
- --> Crushed Glass: 2 bags
- --> Natural Stones: 2 bags

Required to Complete - Sold Separately: • Front • Surround

MSRP
USD

RUBY35IL	Ruby large 35" direct vent gas insert with intellifire touch ignition system (LP)	\$ 3,179
RUBY35IN	Ruby large 35" direct vent gas insert with intellifire touch ignition system (NG)	\$ 3,179

Fronts - Non-Operable (Required to Complete)**Clean Screen**

CSFI35BK	Clean 35" screen front - Black	\$ 449
CSFI35NB	Clean 35" screen front - New Bronze	\$ 479

Contemporary Arched Front


CASFI35BK	Contemporary Arch 35" screen front - Black	\$ 499
CASFI35NB	Contemporary Arch 35" screen front - New Bronze	\$ 519

Inside Fit

INFIT-35-BK	Inside fit 35" screen front - Black	\$ 409
-------------	-------------------------------------	--------



Clean Screen



Contemporary Arched Front



Inside Fit

Metal Surrounds (Required to Complete)**Surrounds - Small**

MI35-4229-BK	Small 35" surround 42" x 29" - Black	\$ 419
MI35-4229-NB	Small 35" surround 42" x 29" - New Bronze	\$ 449

Surrounds - Medium		
MI35-4432-BK	Medium 35" surround 44" x 32" - Black	\$ 439
MI35-4432D-BK	Medium 35" surround 44" x 32" x 2" deep - Black	\$ 439
MI35-4432-NB	Medium 35" surround 44" x 32" - New Bronze	\$ 479
Surrounds - Large		
MI35-4832-BK	Large 35" surround 48" x 32" - Black	\$ 479
MI35-4832-NB	Large 35" surround 48" x 32" - New Bronze	\$ 509
Custom Surround		
MI-USBC-RELO	Relocation kit for USB-C and reset switch from surround to under the front. For use when using inside fit or onsite surround.	\$ 38
MI35-5040CS-BK	On site 35" customizable surround - 50" w x 40" h (comes 4 sided with a 5" bottom, can be trimmed to make 3 sided)	\$ 529
CUST-SRND-MI	Custom surround metal inserts (see custom surround order form for details)	\$ 889
Venting (Required to Complete)		
Gas Insert Venting - 30/30 Termination Kits		
LINK-DV4-30B	Direct vent insert kit - one 4 - liner, one 30 - liner, plus term cap components	\$ 563
LINKSQB-DV4-30	Direct vent insert kit - one 4 - liner, one 30 - liner, plus black term cap components	\$ 665
LINK-DV30B	Direct vent insert kit - two 30 - liners, plus term cap components	\$ 665
LINKSQB-DV30	Direct vent insert kit - two 30 - liners, plus black term cap components	\$ 747
LINKSQC-DV30	Direct vent insert kit - two 30" liners, plus faux copper term cap components	\$ 809
Gas Insert Venting - Components		
LINK-ZC-ADPB	14 1/2" round flashing adapter kit (for use with existing liner kits when using Class A pipe)	\$ 92
Hearth Kit		
Upgrade Kit		
CKRUBY35	Contemporary conversion kit Ruby 35" insert (includes 1 bag Onyx, 1 bag Diamond media); not approved for use with Fiber Refractory or light kit (MI-ALK)	\$ 639
Media		
Driftwood Logs		
DWLG-MI-MAJ	Driftwood Log set (requires CKRUBY30 or CKRUBY35 with media installed)	\$ 276
Media		
GLASS-BZ	Glass, Bronze (1 bag)	\$ 74
GLASS-DM	Glass, Diamond (1 bag)	\$ 74
GLASS-OY	Glass, Onyx (1 bag)	\$ 74
GLASS-SP	Glass, Sapphire (1 bag)	\$ 74
Stones		
STONES-NATURAL	Natural stones (1 bag)	\$ 116

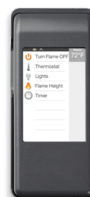
Lighting		
Accent Light Kit		
MI-ALK	Ambient Light Kit (not for use in 25" models) (Not recommended for use with Reflective Black Glass Liner)	\$ 519
Liner Kit		
Glass Liner		
LINER-BK-35	Reflective Black Glass Liner 35" traditional units	\$ 599
LINER-MOD35-BK	Reflective Black Glass Liner for 35" contemporary units	\$ 699
Refractory Upgrade		
Fiber Refractory		
BRICKMI35TB	Traditional 35" Brick interior panels - Tavern Brown	\$ 317
BRICKMI35CR	Traditional 35" Brick interior panels - Cottage Red	\$ 317
Fans		
Fan		
GFK-160C	Fan kit 160 CFM (fan only)	\$ 266
GFK-160A	Fan kit 160 CFM (includes rheostat and temperature sensor)	\$ 327
Control, remotes, wall switches		
Battery Back Up		
BATTERY-WSK	Battery backup wall switch kit for units with IFT control systems. Includes: On/Off Wall Switch, USB-C Port, Battery Backup, Cover Plate, 12' Wire Harness	\$ 194
IntelliFire app		
IFT-WFM	IntelliFire Wi-Fi Module that works with the IntelliFire iOS and Android app. Use to control all the features of your fireplace via a smart device. An RC400, RC450 or RC150 is required for thermostat control	\$ 239
Remote/Wall Switch/Wall Thermostat		
IFT-RC150	IntelliFire Touch white wireless wall switch (on/off, cold climate, battery strength)	\$ 124
Touch Screen Remote		
IFT-RC400	IntelliFire Touch black remote control, docking station and auxiliary control module (on/off, flame height, thermostat mode, fan control, child lock, cold climate, timer mode, hot indicator, lights, on-screen maintenance and troubleshooting notifications)	\$ 399



Battery Back Up



IntelliFire app



Touch Screen Remote

Venting Notes

Requires: LINK-DV30B, LINKSQB-DV30, LINKSQC-DV30, LINK-DV4-30B, LINKSQB-DV-30 or LINKSQC-DV4-30 flex liner kit. Refer to Venting section.

Ruby Platinum 30**Includes:**

- 18,900 - 27,000 BTU/Hour Input (NG)
- 17,500 - 25,000 BTU/Hour Input (LP)
- IntelliFire Touch Ignition System
- RC450 Remote Control
- GFK-160A Variable Fan
- Decorative Brick Base
- Ceramic Glass
- Glowing Embers/Mystic Embers
- Battery Back Up
- Electrical Cord - 10' 3" Left, X 7' 6" Right
- Gas Flex Connector
- 8 Ceramic Fiber Logs
- LED Ember Bed



Required to Complete - Sold Separately: • Front • Surround

		MSRP USD
RUBYP30IL	30* METAL INSERT,IFT,LP	\$ 3,579
RUBYP30IN	30* METAL INSERT,IFT,NG	\$ 3,579
RUBYP30IN-BIR	30* METAL INSERT,IFT,NG	\$ 3,789

Fronts - Non-Operable (Required to Complete)**Clean Screen**

CSFI30BK	Clean 30" screen front - Black	\$ 429
CSFI30NB	Clean 30" screen front - New Bronze	\$ 449

Contemporary Arched Front


CASFI30BK	Contemporary Arch 30" screen front - Black	\$ 479
CASFI30NB	Contemporary Arch 30" screen front - New Bronze	\$ 499

Inside Fit

INFIT-30-BK	Inside fit 30" screen front - Black	\$ 379
-------------	-------------------------------------	--------



Clean Screen



Contemporary Arched Front



Inside Fit

Metal Surrounds (Required to Complete)**Surrounds - Small**

MI30-4027-BK	Small 30" surround 40" x 27" - Black	\$ 389
MI30-4027-NB	Small 30" surround 40" x 27" - New Bronze	\$ 429

Surrounds - Medium		
MI30-4230D-BK	Medium 30" surround 42" x 30" x 2" deep - Black	\$ 419
MI30-4230-BK	Medium 30" surround 42" x 30" - Black	\$ 419
MI30-4230-NB	Medium 30" surround 42" x 30" - New Bronze	\$ 449
Surrounds - Large		
MI30-4432-BK	Large 30" surround 44" x 32" - Black	\$ 449
MI30-4432-NB	Large 30" surround 44" x 32" - New Bronze	\$ 489
Custom Surround		
MI-USBC-RELO	Relocation kit for USB-C and reset switch from surround to under the front. For use when using inside fit or onsite surround.	\$ 38
MI30-5040CS-BK	On site 30" customizable surround - 50" w x 40" h (comes 4 sided with a 6" bottom, can be trimmed to make 3 sided)	\$ 509
CUST-SRND-MI	Custom surround metal inserts (see custom surround order form for details)	\$ 889
Venting (Required to Complete)		
Gas Insert Venting - 30/30 Termination Kits		
LINK-DV4-30B	Direct vent insert kit - one 4 - liner, one 30 - liner, plus term cap components	\$ 563
LINK-DV30B	Direct vent insert kit - two 30 - liners, plus term cap components	\$ 665
LINKSQB-DV4-30	Direct vent insert kit - one 4 - liner, one 30 - liner, plus black term cap components	\$ 665
LINKSQB-DV30	Direct vent insert kit - two 30 - liners, plus black term cap components	\$ 747
LINKSQC-DV30	Direct vent insert kit - two 30" liners, plus faux copper term cap components	\$ 809
Gas Insert Venting - Components		
LINK-ZC-ADPB	14 1/2" round flashing adapter kit (for use with existing liner kits when using Class A pipe)	\$ 92
Liner Kit		
Glass Liner		
LINER-BK-30	Reflective Black Glass Liner 30" traditional units	\$ 569
Refractory Upgrade		
Fiber Refractory		
BRICKMI30TB	Traditional 30" Brick interior panels - Tavern Brown	\$ 307
BRICKMI30CR	Traditional 30" Brick interior panels - Cottage Red	\$ 307
Control, remotes, wall switches		
Battery Back Up		
BATTERY-WSK	Battery backup wall switch kit for units with IFT control systems. Includes: On/Off Wall Switch, USB-C Port, Battery Backup, Cover Plate, 12' Wire Harness	\$ 194
IntelliFire app		
IFT-WFM	IntelliFire Wi-Fi Module that works with the IntelliFire iOS and Android app. Use to control all the features of your fireplace via a smart device. An RC400, RC450 or RC150 is required for thermostat control	\$ 239

Remote/Wall Switch/Wall Thermostat			
IFT-RC150	IntelliFire Touch white wireless wall switch (on/off, cold climate, battery strength	\$	124

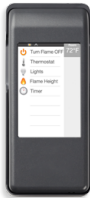
Touch Screen Remote			
IFT-RC400	IntelliFire Touch black remote control, docking station and auxiliary control module (on/off, flame height, thermostat mode, fan control, child lock, cold climate, timer mode, hot indicator, lights, on-screen maintenance and troubleshooting notifications)	\$	399



Battery Back Up



IntelliFire app



Touch Screen Remote

Venting Notes	
Requires: LINK-DV30B, LINKSQB-DV30, LINKSQC-DV30, LINK-DV4-30B, LINKSQB-DV-30 or LINKSQC-DV4-30 flex liner kit. Refer to Venting section.	

Trilliant Insert 25"**Includes:**

- 18,900 - 27,000 BTU/Hour Input (NG)
- 17,500 - 25,000 BTU/Hour Input (LP)
- IntelliFire Touch Ignition System
- RC400 Remote Control
- GFK-160A Variable Fan
- Heat Exchanger Tubes
- Canyon Brown Brick Interior
- Decorative Brick Base
- Ceramic Glass
- Glowing Embers
- Battery Back Up
- Electrical Cord - 10' 6" Left, X 8' Right
- Gas Flex Connector



Required to Complete - Sold Separately: • Front • Surround
• Venting

MSRP
USD

TRILLIANT25IL	Trilliant small 25" direct vent gas insert with intellifire touch ignition system (LP)	\$ 3,249
TRILLIANT25IN	Trilliant small 25" direct vent gas insert with intellifire touch ignition system (NG)	\$ 3,249

Fronts - Non-Operable (Required to Complete)**Clean Screen**

CSFI25BK	Clean 25" screen front - Black	\$ 409
CSFI25NB	Clean 25" screen front - New Bronze	\$ 429

Forged Arch

FA-TRI25-BK	Forged Arch 25" screen front - Black	\$ 1,399
-------------	--------------------------------------	----------

Inside Fit

INFIT-25-BK	Inside fit 25" screen front - Black	\$ 359
-------------	-------------------------------------	--------

Mission Fullview

MFV-TRI25-BK	Mission Full View 25" screen front - Black	\$ 499
MFV-TRI25-NB	Mission Full View 25" screen front - New Bronze	\$ 549

Tuscan Arch

TA-TRI25-BK	Tuscan Arch 25" screen front - Black	\$ 699
TA-TRI25-NB	Tuscan Arch 25" screen front - New Bronze	\$ 739



Clean Screen



Inside Fit

Metal Surrounds (Required to Complete)**Surrounds - Small**

MI25-3523-BK	Small 25" surround 35" x 23" - Black	\$ 369
MI25-3523-NB	Small 25" surround 35" x 23" - New Bronze	\$ 409

Surrounds - Medium

MI25-3726-BK	Medium 25" surround 37" x 26" - Black	\$ 389
MI25-3726-NB	Medium 25" surround 37" x 26" - New Bronze	\$ 429

Surrounds - Large

MI25-3928-BK	Large 25" surround 39" x 28" - Black	\$ 429
MI25-3928-NB	Large 25" surround 39" x 28" - New Bronze	\$ 459

Custom Surround

MI-USBC-RELO	Relocation kit for USB-C and reset switch from surround to under the front. For use when using inside fit or onsite surround.	\$ 38
MI25-5040CS-BK	On site 25" customizable surround - 50" w x 40" h (comes 4 sided with a 6" bottom, can be trimmed to make 3 sided)	\$ 489
CUST-SRND-MI	Custom surround metal inserts (see custom surround order form for details)	\$ 889

Venting (Required to Complete)**Gas Insert Venting - 30/30 Termination Kits**

LINK-DV4-30B	Direct vent insert kit - one 4 - liner, one 30 - liner, plus term cap components	\$ 563
LINK-DV30B	Direct vent insert kit - two 30 - liners, plus term cap components	\$ 665
LINKSQB-DV4-30	Direct vent insert kit - one 4 - liner, one 30 - liner, plus black term cap components	\$ 665
LINKSQB-DV30	Direct vent insert kit - two 30 - liners, plus black term cap components	\$ 747
LINKSQC-DV30	Direct vent insert kit - two 30" liners, plus faux copper term cap components	\$ 809

Gas Insert Venting - Components

LINK-ZC-ADPB	14 1/2" round flashing adapter kit (for use with existing liner kits when using Class A pipe)	\$ 92
--------------	---	-------

Liner Kit**Glass Liner**

LINER-BK-25	Reflective Black Glass Liner 25" traditional units	\$ 529
-------------	--	--------

Fans**Fan**

GFK-160C	Fan kit 160 CFM (fan only)	\$ 266
GFK-160A	Fan kit 160 CFM (includes rheostat and temperature sensor)	\$ 327

Control, remotes, wall switches**IntelliFire app**

IFT-WFM	IntelliFire Wi-Fi Module that works with the IntelliFire iOS and Android app. Use to control all the features of your fireplace via a smart device. An RC400, RC450 or RC150 is required for thermostat control	\$ 239
---------	---	--------

Remote/Wall Switch/Wall Thermostat			
IFT-RC150	IntelliFire Touch white wireless wall switch (on/off, cold climate, battery strength	\$	124
Touch Screen Remote			
IFT-RC400	IntelliFire Touch black remote control, docking station and auxiliary control module (on/off, flame height, thermostat mode, fan control, child lock, cold climate, timer mode, hot indicator, lights, on-screen maintenance and troubleshooting notifications)	\$	399



IntelliFire app



Touch Screen Remote

Venting Notes	
Requires: LINK-DV30B, LINKSQB-DV30, LINKSQC-DV30, LINK-DV4-30B, LINKSQB-DV-30 or LINKSQC-DV4-30 flex liner kit. Refer to Venting section.	

Trilliant Insert 30"**Includes:**

- 22,890 - 32,700 BTU/Hour Input (NG)
- 22,400 - 32,000 BTU/Hour Input (LP)
- IntelliFire Touch Ignition System
- RC400 Remote Control
- GFK-160A Variable Fan
- Heat Exchanger Tubes
- Accent Lights
- Canyon Brown Brick Interior
- Decorative Brick Base
- Ceramic Glass
- Glowing Embers
- Battery Back Up
- Electrical Cord - 10' 3" Left, X 7' 6" Right
- Gas Flex Connector



Required to Complete - Sold Separately: • Front • Surround
• Venting

MSRP
USD

TRILLIANT30IL	Trilliant medium 30" direct vent gas insert with intellifire touch ignition system (LP)	\$ 3,409
TRILLIANT30IN	Trilliant medium 30" direct vent gas insert with intellifire touch ignition system (NG)	\$ 3,409

Fronts - Non-Operable (Required to Complete)**Clean Screen**

CSFI30BK	Clean 30" screen front - Black	\$ 429
CSFI30NB	Clean 30" screen front - New Bronze	\$ 449

Forged Arch

FA-TRI30-BK	Forged Arch 30" screen front - Black	\$ 1,449
-------------	--------------------------------------	----------

Inside Fit

INFIT-30-BK	Inside fit 30" screen front - Black	\$ 379
-------------	-------------------------------------	--------

Mission Fullview

MFV-TRI30-BK	Mission Full View 30" screen front - Black	\$ 549
MFV-TRI30-NB	Mission Full View 30" screen front - New Bronze	\$ 599

Tuscan Arch

TA-TRI30-BK	Tuscan Arch 30" screen front - Black	\$ 739
TA-TRI30-NB	Tuscan Arch 30" screen front - New Bronze	\$ 799



Clean Screen



Inside Fit

Metal Surrounds (Required to Complete)		
Surrounds - Small		
MI30-4027-BK	Small 30" surround 40" x 27" - Black	\$ 389
MI30-4027-NB	Small 30" surround 40" x 27" - New Bronze	\$ 429
Surrounds - Medium		
MI30-4230D-BK	Medium 30" surround 42" x 30" x 2" deep - Black	\$ 419
MI30-4230-BK	Medium 30" surround 42" x 30" - Black	\$ 419
MI30-4230-NB	Medium 30" surround 42" x 30" - New Bronze	\$ 449
Surrounds - Large		
MI30-4432-BK	Large 30" surround 44" x 32" - Black	\$ 449
MI30-4432-NB	Large 30" surround 44" x 32" - New Bronze	\$ 489
Custom Surround		
MI-USBC-RELO	Relocation kit for USB-C and reset switch from surround to under the front. For use when using inside fit or onsite surround.	\$ 38
MI30-5040CS-BK	On site 30" customizable surround - 50" w x 40" h (comes 4 sided with a 6" bottom, can be trimmed to make 3 sided)	\$ 509
CUST-SRND-MI	Custom surround metal inserts (see custom surround order form for details)	\$ 889
Venting (Required to Complete)		
Gas Insert Venting - 30/30 Termination Kits		
LINK-DV4-30B	Direct vent insert kit - one 4 - liner, one 30 - liner, plus term cap components	\$ 563
LINK-DV30B	Direct vent insert kit - two 30 - liners, plus term cap components	\$ 665
LINKSQB-DV4-30	Direct vent insert kit - one 4 - liner, one 30 - liner, plus black term cap components	\$ 665
LINKSQB-DV30	Direct vent insert kit - two 30 - liners, plus black term cap components	\$ 747
LINKSQC-DV30	Direct vent insert kit - two 30" liners, plus faux copper term cap components	\$ 809
Gas Insert Venting - Components		
LINK-ZC-ADPB	14 1/2" round flashing adapter kit (for use with existing liner kits when using Class A pipe)	\$ 92
Liner Kit		
Glass Liner		
LINER-BK-30	Reflective Black Glass Liner 30" traditional units	\$ 569
Fans		
Fan		
GFK-160C	Fan kit 160 CFM (fan only)	\$ 266
GFK-160A	Fan kit 160 CFM (includes rheostat and temperature sensor)	\$ 327

Control, remotes, wall switches

IntelliFire app

IFT-WFM	IntelliFire Wi-Fi Module that works with the IntelliFire iOS and Android app. Use to control all the features of your fireplace via a smart device. An RC400, RC450 or RC150 is required for thermostat control	\$ 239
---------	---	--------

Remote/Wall Switch/Wall Thermostat

IFT-RC150	IntelliFire Touch white wireless wall switch (on/off, cold climate, battery strength	\$ 124
-----------	--	--------

Touch Screen Remote

IFT-RC400	IntelliFire Touch black remote control, docking station and auxiliary control module (on/off, flame height, thermostat mode, fan control, child lock, cold climate, timer mode, hot indicator, lights, on-screen maintenance and troubleshooting notifications)	\$ 399
-----------	---	--------



IntelliFire app



Touch Screen Remote

Venting Notes

Requires: LINK-DV30B, LINKSQB-DV30, LINKSQC-DV30, LINK-DV4-30B, LINKSQB-DV-30 or LINKSQC-DV4-30 flex liner kit. Refer to Venting section.

Trilliant Insert 35"**Includes:**

- 24,500 - 35,000 BTU/Hour Input (NG)
- 24,500 - 35,000 BTU/Hour Input (LP)
- IntelliFire Touch Ignition System
- RC400 Remote Control
- GFK-160A Variable Fan
- Heat Exchanger Tubes
- Accent Lights
- Canyon Brown Brick Interior
- Decorative Brick Base
- Ceramic Glass
- Glowing Embers
- Battery Back Up
- Electrical Cord - 10' Left, X 7' Right
- Gas Flex Connector



Required to Complete - Sold Separately:

- Front
- Venting
- Surround - Metal or Metal with cast trim

MSRP
USD

TRILLIANT35IN	Trilliant large 35" direct vent gas insert with intellifire touch ignition system (NG)	\$ 3,549
TRILLIANT35IL	Trilliant large 35" direct vent gas insert with intellifire touch ignition system (LP)	\$ 3,549

Fronts - Non-Operable (Required to Complete)**Clean Screen**

CSFI35BK	Clean 35" screen front - Black	\$ 449
CSFI35NB	Clean 35" screen front - New Bronze	\$ 479

Forged Arch

FA-TRI35-BK	Forged Arch 35" screen front - Black	\$ 1,509
-------------	--------------------------------------	----------

Inside Fit

INFIT-35-BK	Inside fit 35" screen front - Black	\$ 409
-------------	-------------------------------------	--------

Mission Fullview

MFV-TRI35-BK	Mission Full View 35" screen front - Black	\$ 599
MFV-TRI35-NB	Mission Full View 35" screen front - New Bronze	\$ 659

Tuscan Arch

TA-TRI35-BK	Tuscan Arch 35" screen front - Black	\$ 799
TA-TRI35-NB	Tuscan Arch 35" screen front - New Bronze	\$ 839



Clean Screen



Inside Fit

Metal Surrounds (Required to Complete)**Surrounds - Small**

MI35-4229-BK	Small 35" surround 42" x 29" - Black	\$ 419
MI35-4229-NB	Small 35" surround 42" x 29" - New Bronze	\$ 449

Surrounds - Medium

MI35-4432-BK	Medium 35" surround 44" x 32" - Black	\$ 439
MI35-4432D-BK	Medium 35" surround 44" x 32" x 2" deep - Black	\$ 439
MI35-4432-NB	Medium 35" surround 44" x 32" - New Bronze	\$ 479

Surrounds - Large

MI35-4832-BK	Large 35" surround 48" x 32" - Black	\$ 479
MI35-4832-NB	Large 35" surround 48" x 32" - New Bronze	\$ 509

Custom Surround

MI-USBC-RELO	Relocation kit for USB-C and reset switch from surround to under the front. For use when using inside fit or onsite surround.	\$ 38
MI35-5040CS-BK	On site 35" customizable surround - 50" w x 40" h (comes 4 sided with a 5" bottom, can be trimmed to make 3 sided)	\$ 529
CUST-SRND-MI	Custom surround metal inserts (see custom surround order form for details)	\$ 889

Venting (Required to Complete)**Gas Insert Venting - 30/30 Termination Kits**

LINK-DV4-30B	Direct vent insert kit - one 4 - liner, one 30 - liner, plus term cap components	\$ 563
LINKSQB-DV4-30	Direct vent insert kit - one 4 - liner, one 30 - liner, plus black term cap components	\$ 665
LINK-DV30B	Direct vent insert kit - two 30 - liners, plus term cap components	\$ 665
LINKSQB-DV30	Direct vent insert kit - two 30 - liners, plus black term cap components	\$ 747
LINKSQC-DV30	Direct vent insert kit - two 30" liners, plus faux copper term cap components	\$ 809

Gas Insert Venting - Components

LINK-ZC-ADPB	14 1/2" round flashing adapter kit (for use with existing liner kits when using Class A pipe)	\$ 92
--------------	---	-------

Liner Kit**Glass Liner**

LINER-BK-35	Reflective Black Glass Liner 35" traditional units	\$ 599
-------------	--	--------

Fans**Fan**

GFK-160C	Fan kit 160 CFM (fan only)	\$ 266
GFK-160A	Fan kit 160 CFM (includes rheostat and temperature sensor)	\$ 327

Control, remotes, wall switches**IntelliFire app**

IFT-WFM	IntelliFire Wi-Fi Module that works with the IntelliFire iOS and Android app. Use to control all the features of your fireplace via a smart device. An RC400, RC450 or RC150 is required for thermostat control	\$ 239
---------	---	--------

Remote/Wall Switch/Wall Thermostat			
IFT-RC150	IntelliFire Touch white wireless wall switch (on/off, cold climate, battery strength	\$	124

Touch Screen Remote			
IFT-RC400	IntelliFire Touch black remote control, docking station and auxiliary control module (on/off, flame height, thermostat mode, fan control, child lock, cold climate, timer mode, hot indicator, lights, on-screen maintenance and troubleshooting notifications)	\$	399



IntelliFire app



Touch Screen Remote

Venting Notes	
Requires: LINK-DV30B, LINKSQB-DV30, LINKSQC-DV30, LINK-DV4-30B, LINKSQB-DV-30 or LINKSQC-DV4-30 flex liner kit. Refer to Venting section.	

Majestic - Fireside Finishings Recommended Mantel, Cabinet and Surround Reference Sheet

Recommendations based on clearance to combustibles listed in installation instructions. If space is left blank, there are no mantel recommendations at this time.

* NOTE: Hearth must be cut to fit between legs of mantel or recessed to be flush with the floor. Marble set sizes are minimum size required to fit. Larger sets may be used depending on desired look. Additional cuts may be required.

This sheet is intended to be used as a quick reference guide only. Use the HHT Natural Stone Sizing Guide for specific details on dimensions to cut legs/hearths.

			SELECT			SIGNATURE						DESIGN				SHELVES	Minimum combustible mantel clearances measured from top of firebox opening				
Unit Series	HHT Brand	Mantel	Richland	Richland RS	Wescott	Acadia	Kenwood	Kenwood B60	Merritt	Roxborough	Zimmer	Battlefield	Laurel	Malone	Walker	Baxter, Crosby, Fillmore, Ozark	3" Mantel Depth	5" Mantel Depth	7" Mantel Depth	8" Mantel Depth	12" Mantel Depth
ASH36	MAJ	Mantel Size														48", 59"					22
		NS Set Size																			
ASH42	MAJ	Mantel Size														59", 72"					22
		NS Set Size																			
ASH50	MAJ	Mantel Size														59", 72"					22
		NS Set Size																			
BE36	MAJ	Mantel Size	B		B	B	B	B	B	B	B	B	B	B	B	48", 59"					12"
		NS Set Size	2		2	1	1	2	1	2	1	1	1	1	1						
BE42	MAJ	Mantel Size	C		C	C			C	C	C					59", 72"					12"
		NS Set Size	1		1	1			1	1	1										
Biltmore 36	MAJ	Mantel Size														48", 59"					12
		NS Set Size																			
Biltmore 42	MAJ	Mantel Size														59", 72"					12
		NS Set Size																			
Biltmore 50	MAJ	Mantel Size														59", 72"					20
		NS Set Size																			
DSR36	MAJ	Mantel Size	B		B	B	B	B	B	B	B	B	B	B	B	48", 59"					12"
		NS Set Size	2		2	1	1	2	1	2	1	1	1	1	1						
DSR42	MAJ	Mantel Size	C		C	C			C	C	C					59", 72"					12"
		NS Set Size	1		1	1			1	1	1										
Echelon II 36 & 36ST	MAJ	Mantel Size														48", 59"	20"	22"	24"	25"	29"
		NS Set Size	MBDD55X6 header & riser; MBDD1825X6 legs																		
Echelon II 48 & 42ST	MAJ	Mantel Size														59", 72"	20"	22"	24"	25"	29"
		NS Set Size	MBDD7525X6 header & riser; MBDD1825X6 legs																		
Echelon II 60	MAJ	Mantel Size														72"	24"	26"	28"	29"	
		NS Set Size	MBDD7525X6 header & riser; MBDD1825X6 legs																		
Echelon II 72	MAJ	Mantel Size															24"	26"	28"	29"	
		NS Set Size																			

Majestic - Fireside Finishings Recommended Mantel, Cabinet and Surround Reference Sheet

Recommendations based on clearance to combustibles listed in installation instructions. If space is left blank, there are no mantel recommendations at this time.

* NOTE: Hearth must be cut to fit between legs of mantel or recessed to be flush with the floor. Marble set sizes are minimum size required to fit. Larger sets may be used depending on desired look. Additional cuts may be required.

This sheet is intended to be used as a quick reference guide only. Use the HHT Natural Stone Sizing Guide for specific details on dimensions to cut legs/hearths.

			SELECT			SIGNATURE						DESIGN				SHELVE S	Minimum combustible mantel clearances measured from top of firebox opening				
Unit Series	HHT Brand	Mantel	Richland	Richland RS	Wescott	Acadia	Kenwood	Kenwood B60	Merritt	Roxborough	Zimmer	Battlefield	Laurel	Malone	Walker	Baxter, Crosby, Fillmore, Ozark	3" Mantel Depth	5" Mantel Depth	7" Mantel Depth	8" Mantel Depth	12" Mantel Depth
Jade 32	MAJ	Mantel Size														48", 59"					14"
		NS Set Size	MBDD55X6 header & riser; MBDD1825X6 legs																		
Jade 42	MAJ	Mantel Size														48", 59", 72"					14"
		NS Set Size	MBDD55X6 header & riser; MBDD1825X6 legs																		
MARQUIS II 36	MAJ	Mantel Size														48", 59"	15"	17"	20"	21"	24"
		NS Set Size																			
MARQUIS II 42	MAJ	Mantel Size														59", 72"	15"	17"	20"	21"	24"
		NS Set Size																			
MARQUIS II 42ST	MAJ	Mantel Size														59", 72"	10"	10"	10"	10"	10"
		NS Set Size																			
Mercury (MERC32)	MAJ	Mantel Size	A		A	A	A			A	A					48"	4"	6"	8"	9"	13"
		NS Set Size	3*		3*	3*	3*			3*	3*										
Meridian 36 (DBDV36)	MAJ	Mantel Size	B		B	B	B	B	B	B	B	B	B	B	B	48", 59"	10"	12"	14"	15"	19"
		NS Set Size	2		2	1	1	2	1	2	1	1	1	1	1						
Meridian 42 (DBDV42)	MAJ	Mantel Size	C		C	C	C		C	C	C	C	C	C	C	59", 72"	10"	12"	14"	15"	19"
		NS Set Size	1		1	1	1		1	1	1	1	1	1	1						
Meridian Platinum 36 (DBDV36PLAT)	MAJ	Mantel Size	B		B	B	B	B	B	B	B	B	B	B	B	48", 59"	10"	12"	14"	15"	19"
		NS Set Size	2		2	1	1	2	1	2	1	1	1	1	1						
Meridian Platinum 42 (DBDV42PLAT)	MAJ	Mantel Size	C		C	C	C		C	C	C	C	C	C	C	59", 72"	10"	12"	14"	15"	19"
		NS Set Size	1		1	1	1		1	1	1	1	1	1	1						
Pearl II Peninsula 36	MAJ	Mantel Size														48", 59"	10"	12"	14"	15"	19"
		NS Set Size																			
Pearl II See-through 36	MAJ	Mantel Size	B		B	B	B	B	B	B	B	B	B	B	B	48", 59"	10"	12"	14"	15"	19"
		NS Set Size	2		2	1	1	2	1	2	1	1	1	1	1						

Majestic - Fireside Finishings Recommended Mantel, Cabinet and Surround Reference Sheet

Recommendations based on clearance to combustibles listed in installation instructions. If space is left blank, there are no mantel recommendations at this time.

* NOTE: Hearth must be cut to fit between legs of mantel or recessed to be flush with the floor. Marble set sizes are minimum size required to fit. Larger sets may be used depending on desired look. Additional cuts may be required.

This sheet is intended to be used as a quick reference guide only. Use the HHT Natural Stone Sizing Guide for specific details on dimensions to cut legs/hearths.

			SELECT			SIGNATURE						DESIGN				SHELVES	Minimum combustible mantel clearances measured from top of firebox opening				
Unit Series	HHT Brand	Mantel	Richland	Richland RS	Wescott	Acadia	Kenwood	Kenwood B60	Merritt	Roxborough	Zimmer	Battlefield	Laurel	Malone	Walker	Baxter, Crosby, Fillmore, Ozark	3" Mantel Depth	5" Mantel Depth	7" Mantel Depth	8" Mantel Depth	12" Mantel Depth
QUARTZ 32	MAJ	Mantel Size	A	RS	A	A	A			A						48"	4"	6"	8"	9"	13"
		NS Set Size	3*	1	3*	3*	3*			3*						48", 59"	4"	6"	8"	9"	13"
QUARTZ 36	MAJ	Mantel Size	B		B	B	B	B	B	B	B	B	B	B	B	48", 59"	4"	6"	8"	9"	13"
		NS Set Size	2		2	1	1	2	1	2	1	1	1	1	1	48", 59"	4"	6"	8"	9"	13"
QUARTZ 42	MAJ	Mantel Size	C		C	C	C		C	C	C	C	C	C	C	59", 72"	4"	6"	8"	9"	13"
		NS Set Size	1		1	1	1		1	1	1	1	1	1	1	59", 72"	4"	6"	8"	9"	13"
RBV4236	MAJ	Mantel Size	B		B	B	B	B	B	B	B	B	B	B	B	59", 72"	6 1/2"	9 1/4"	10 3/4"	11 1/2"	14 1/2"
		NS Set Size	2		2	1	1	2	1	2	1	1	1	1	1	59", 72"	6 1/2"	9 1/4"	10 3/4"	11 1/2"	14 1/2"
RBV4842	MAJ	Mantel Size	C		C	C	C		C	C	C	C	C	C	C	59", 72"	6 1/2"	9 1/4"	10 3/4"	11 1/2"	14 1/2"
		NS Set Size	1		1	1	1		1	1	1	1	1	1	1	59", 72"	6 1/2"	9 1/4"	10 3/4"	11 1/2"	14 1/2"
SA36	MAJ	Mantel Size	B		B	B	B	B	B	B	B	B	B	B	B	48", 59"					12
		NS Set Size	2		2	1	1	2	1	2	1	1	1	1	1	48", 59"					12
SA42	MAJ	Mantel Size	C		C	C	C		C	C	C	C	C	C	C	59", 72"					12
		NS Set Size	1		1	1	1		1	1	1	1	1	1	1	59", 72"					12