



## DIRECT VENT INSERTS

*Pictured: 30" iSeries Insert with 4-sided surround, Burnt American Oak logs, Traditional Brick liner, and Satin Stainless Steel Frame Overlay.*

### To use this price sheet:

	Pg.
<b>1. Select Direct Vent Insert:</b> iSeries (IPI) or mSeries (Millivolt)	2
<b>2. Select Gas Log Style:</b> Burnt American Oak, Burnt Split American Oak, Charred Ancient Oak, Charred Rustic Oak, and Charred Mountain Birch	2
<b>3. Select Firebox Interior liner:</b> Herringbone Brick, Traditional Brick or Black Porcelain	3
<b>4. Select Surround:</b> 3-Sided or 4-Sided	3
<b>5. Select Decorative Overlay (optional):</b> Frame Overlay, Mission Overlay or Nest Overlay	4
<b>Conversion Kits (optional):</b> Natural Gas to Propane or Propane to Natural Gas	3

RH PETERSON CO.



## iSERIES (IPI) GAS INSERT CHOICES

ITEM DESCRIPTION	GAS TYPE	MODEL #	WEIGHT	PRICE
25" iSeries (IPI) Direct Vent Insert	Natural Gas	<b>DVI-25i-11-33N</b>	99 lbs	<b>\$ 2,230</b>
25" iSeries (IPI) Direct Vent Insert	Propane	<b>DVI-25i-11-33P</b>	99	<b>2,230</b>
30" iSeries (IPI) Direct Vent Insert	Natural Gas	<b>DVI-30i-11-33N</b>	116	<b>2,550</b>
30" iSeries (IPI) Direct Vent Insert	Propane	<b>DVI-30i-11-33P</b>	116	<b>2,550</b>
36" iSeries (IPI) Direct Vent Insert	Natural Gas	<b>DVI-36i-11-33N</b>	147	<b>2,880</b>
36" iSeries (IPI) Direct Vent Insert	Propane	<b>DVI-36i-11-33P</b>	147	<b>2,880</b>

Unit includes IPI ignition system with battery back-up and automatic cold weather pilot, full function hand-held remote control, accent light, blower, grate, and embers. Must order **same size** Gas Logs, Firebox Liner and Surround to complete installation.



## mSERIES (MILLIVOLT) GAS INSERT CHOICES

ITEM DESCRIPTION	GAS TYPE	MODEL #	WEIGHT	PRICE
25" mSeries (Millivolt) Direct Vent Insert	Natural Gas	<b>DVI-25m-01-32N</b>	99 lbs	<b>\$ 1,800</b>
25" mSeries (Millivolt) Direct Vent Insert	Propane	<b>DVI-25m-01-32P</b>	99	<b>1,800</b>
30" mSeries (Millivolt) Direct Vent Insert	Natural Gas	<b>DVI-30m-01-32N</b>	116	<b>2,100</b>
30" mSeries (Millivolt) Direct Vent Insert	Propane	<b>DVI-30m-01-32P</b>	116	<b>2,100</b>
36" mSeries (Millivolt) Direct Vent Insert	Natural Gas	<b>DVI-36m-01-32N</b>	147	<b>2,400</b>
36" mSeries (Millivolt) Direct Vent Insert	Propane	<b>DVI-36m-01-32P</b>	147	<b>2,400</b>

Unit includes Millivolt ignition system with standing pilot, on/off hand-held remote with thermal control, thermally activated blower, grate, and embers. Must order **same size** matching firebox liner, logs, and surround to complete installation.



## GAS LOG CHOICES *(Required Selection)*

ITEM DESCRIPTION	SIZE	MODEL #	WEIGHT	PRICE
Burnt American Oak	25"	<b>DVL-25-2A</b>	22 lbs	<b>\$ 325</b>
	30"	<b>DVL-30-2A</b>	26	<b>375</b>
	36"	<b>DVL-36-2A</b>	28.5	<b>425</b>
Burnt Split American Oak	25"	<b>DVL-25-2S</b>	22	<b>350</b>
	30"	<b>DVL-30-2S</b>	25	<b>400</b>
	36"	<b>DVL-36-2S</b>	28	<b>450</b>
Charred Ancient Oak	25"	<b>DVL-25-2CO</b>	22	<b>350</b>
	30"	<b>DVL-30-2CO</b>	26	<b>400</b>
	36"	<b>DVL-36-2CO</b>	28	<b>450</b>
Charred Rustic Oak	25"	<b>DVL-25-2CR</b>	22	<b>350</b>
	30"	<b>DVL-30-2CR</b>	26	<b>400</b>
	36"	<b>DVL-36-2CR</b>	28	<b>450</b>
<b>NEW</b> Charred Mountain Birch	25"	<b>DVL-25-2MB</b>	22	<b>375</b>
	30"	<b>DVL-30-2MB</b>	26	<b>425</b>
	36"	<b>DVL-36-2MB</b>	28	<b>475</b>

Hand painted six-log set (25" unit) or seven-log set (30" & 36" units) with charred detailing.



## FIREBOX LINER CHOICES *(Required Selection)*

ITEM DESCRIPTION	SIZE	MODEL #	WEIGHT	PRICE
Herringbone Brick Firebox Liner	25"	<b>DVP-25-1H</b>	4 lbs	<b>\$ 150</b>
	30"	<b>DVP-30-1H</b>	7	<b>175</b>
	36"	<b>DVP-36-1H</b>	9	<b>200</b>
Boston Buff Traditional Brick Firebox Liner	25"	<b>DVP-25-1B</b>	4	<b>150</b>
	30"	<b>DVP-30-1B</b>	7	<b>175</b>
	36"	<b>DVP-36-1B</b>	9	<b>200</b>
Black Porcelain Firebox Liner	25"	<b>DVP-25-1P</b>	11	<b>175</b>
	30"	<b>DVP-30-1P</b>	13.5	<b>200</b>
	36"	<b>DVP-36-1P</b>	16	<b>225</b>

*Firebox Liner Kits include rear panel and side panels.*






## SURROUND CHOICES *(Required Selection)*

ITEM DESCRIPTION	SIZE	MODEL #	WEIGHT	PRICE
Small 3-Sided Surround <i>(with hinged access panel and mesh barrier screen)</i>	25"	<b>DVS-25-3A</b>	19 lbs	<b>\$ 200</b>
	30"	<b>DVS-30-3A</b>	26	<b>225</b>
	36"	<b>DVS-36-3A</b>	29	<b>250</b>
Medium 3-Sided Surround <i>(with hinged access panel and mesh barrier screen)</i>	25"	<b>DVS-25-3B</b>	25	<b>225</b>
	30"	<b>DVS-30-3B</b>	31	<b>250</b>
	36"	<b>DVS-36-3B</b>	34	<b>275</b>
Large 3-Sided Surround <i>(with hinged access panel and mesh barrier screen)</i>	25"	<b>DVS-25-3C</b>	31	<b>250</b>
	30"	<b>DVS-30-3C</b>	38	<b>275</b>
	36"	<b>DVS-36-3C</b>	43	<b>300</b>
Small 4-Sided Surround <i>(with hinged access panel and mesh barrier screen)</i>	25"	<b>DVS-25-4A</b>	25	<b>225</b>
	30"	<b>DVS-30-4A</b>	31	<b>250</b>
	36"	<b>DVS-36-4A</b>	34	<b>275</b>
Medium 4-Sided Surround <i>(with hinged access panel and mesh barrier screen)</i>	25"	<b>DVS-25-4B</b>	31	<b>250</b>
	30"	<b>DVS-30-4B</b>	38	<b>275</b>
	36"	<b>DVS-36-4B</b>	43	<b>300</b>

## CONVERSION KITS *(Optional Selection)*

ITEM DESCRIPTION	SIZE	MODEL #	WEIGHT	PRICE
IPI ( <b>NATURAL GAS</b> to <b>PROPANE</b> )	25"	<b>CK33-LP25i</b>	1 lbs	<b>\$ 85</b>
	30"	<b>CK33-LP30i</b>	1	<b>85</b>
	36"	<b>CK33-LP36i</b>	1	<b>85</b>
IPI ( <b>PROPANE</b> to <b>NATURAL GAS</b> )	25"	<b>CK33-NAT25i</b>	1	<b>85</b>
	30"	<b>CK33-NAT30i</b>	1	<b>85</b>
	36"	<b>CK33-NAT36i</b>	1	<b>85</b>
Millivolt ( <b>NATURAL GAS</b> to <b>PROPANE</b> )	25"	<b>CK32-LP25m</b>	1	<b>35</b>
	30"	<b>CK32-LP30m</b>	1	<b>35</b>
	36"	<b>CK32-LP36m</b>	1	<b>35</b>
Millivolt ( <b>PROPANE</b> to <b>NATURAL GAS</b> )	25"	<b>CK32-NAT25m</b>	1	<b>35</b>
	30"	<b>CK32-NAT30m</b>	1	<b>35</b>
	36"	<b>CK32-NAT36m</b>	1	<b>35</b>

## DECORATIVE OVERLAY CHOICES *(Optional Selection)*

ITEM DESCRIPTION	SIZE	FINISH	MODEL #	WEIGHT	PRICE
<b>Frame Overlay</b> 	25"	Rose Gold	<b>DVO-25-3FG</b>	5.25 lbs	<b>\$ 190</b>
		Satin Stainless Steel	<b>DVO-25-3FS</b>	5.50	<b>125</b>
		Bronze	<b>DVO-25-3FB</b>	5.50	<b>165</b>
	30"	Rose Gold	<b>DVO-30-3FG</b>	6.00	<b>235</b>
		Satin Stainless Steel	<b>DVO-30-3FS</b>	6.25	<b>165</b>
		Bronze	<b>DVO-30-3FB</b>	6.25	<b>195</b>
	36"	Rose Gold	<b>DVO-36-3FG</b>	6.50	<b>275</b>
		Satin Stainless Steel	<b>DVO-36-3FS</b>	6.75	<b>190</b>
		Bronze	<b>DVO-36-3FB</b>	6.75	<b>225</b>
<b>Mission Overlay <i>(with offset frame)*</i></b> 	25"	Black	<b>DVO-25-3MRB</b>	20	<b>450</b>
		Vintage Iron	<b>DVO-25-3MVI</b>	20	<b>450</b>
		Bronze	<b>DVO-25-3MSB</b>	20	<b>450</b>
	30"	Black	<b>DVO-30-3MRB</b>	25	<b>550</b>
		Vintage Iron	<b>DVO-30-3MVI</b>	25	<b>550</b>
		Bronze	<b>DVO-30-3MSB</b>	25	<b>550</b>
	36"	Black	<b>DVO-36-3MRB</b>	28	<b>595</b>
		Vintage Iron	<b>DVO-36-3MVI</b>	28	<b>595</b>
		Bronze	<b>DVO-36-3MSB</b>	28	<b>595</b>
<b>Nest Overlay <i>(with offset frame)*</i></b> 	25"	Black	<b>DVO-25-3NB</b>	14	<b>375</b>
		Satin Stainless Steel	<b>DVO-25-3NS</b>	15	<b>450</b>
	30"	Black	<b>DVO-30-3NB</b>	17	<b>425</b>
		Satin Stainless Steel	<b>DVO-30-3NS</b>	18	<b>595</b>
	36"	Black	<b>DVO-36-3NB</b>	18	<b>460</b>
		Satin Stainless Steel	<b>DVO-36-3NS</b>	19	<b>695</b>

\*Overlay includes complete offset frame assembly with mesh screen.

Robert H. Peterson Co. reserves the right to make changes without notice to its products, prices, dimensions and specifications. This price list may not be copied, photocopied, reproduced, translated, or published in any electronic or machine-readable form in whole or in part without prior written approval of Robert H. Peterson Co.