











2020 Suggested List Price (USD)

Tankless Water Heaters | Effective Date 03/06/2020



Tankless Water Heaters

	HIGH-EFFICIENCY (NON-CONDENSING TECHNOLOGY)		SUPER-HIGH-EFFICIENCY (CONDENSING TECHNOLOGY)		
	HE Series	HE+ Series	SE Series	SENSEI™ SE+ Series	
					
	(V MODELS)	(RL MODELS)	(RUCS/RUS MODELS)	(RU MODELS)	(RUR MODELS)
Uniform Energy Factor	0.79-0.82	0.81-0.82	0.85-0.90	0.91-0.93	0.93
Wi-Fi Ready					
Available in Natural Gas or Propane	✓	✓	✓	✓	✓
Indoor and Outdoor Models Available	✓	✓	✓	✓	✓
Recirculation Solution Made Possible with Circ-Logic Technology		✓		✓	✓
Isolation Valves		✓		✓	✓
ThermaCirc360™ — (recirc with or without dedicated line)					✓
Includes Control-R™ Wi-Fi Module for Recirculation Control					✓

Key Benefits

- **Never think about hot water again.** Available in multiple sizes, our innovative technology provides an endless supply of hot water whenever and wherever it's needed – even for simultaneous multiple fixtures.
- **Minimum output. Maximum space.** About the size of a small suitcase, the Rinnai can be tucked in a small crawl space, attic or basement. These wall-mounted units can be installed on the interior wall of the home to free up valuable space.
- **Earth-friendly efficiency.** Compact heat exchanger design, longer product lifespan compared to a traditional tank and recyclable parts means less waste in landfills.
- **Vertically integrated.** All key components are manufactured and assembled by Rinnai – for the highest quality you have come to expect from these products.

Rinnai®

SENSEI™ Tankless Water Heaters (Condensing)

With an enhanced combustion design, the Rinnai SENSEI Tankless Water Heater provides a better experience for both users and installers. Like all Rinnai Tankless Water Heaters, it's also vertically integrated. That means all key components are manufactured by Rinnai — to ensure Rinnai quality.



SENSEI™ SE+ Series (Replaces Previous SE+ Series)

Model Number	Product Description	Product Dimensions (W x H x D)	Shipping Weight (lbs)	Hot Water Capacity Range	UEF/EF	Min Heating Input (Btu/h)	Max Heating Input (Btu/h)	List Price (U.S.)
RU130IN	Indoor CTWH 130k Btu 7 GPM max w/Valve	14.76 x 33.86 x 22.05	73	0.26 GPM to 7 GPM 1l/min to 26 l/min	0.91/0.95	15,000	130,000	\$1,703
RU130IP	Indoor CTWH 130k Btu 7 GPM max w/Valve	14.76 x 33.86 x 22.05	73	0.26 GPM to 7 GPM 1l/min to 26 l/min	0.91/0.95	15,000	130,000	\$1,703
RU130eN	Outdoor CTWH 130k Btu 7 GPM max w/Valve	14.76 x 33.86 x 22.05	71	0.26 GPM to 7 GPM 1l/min to 26 l/min	0.92/0.95	15,000	130,000	\$1,703
RU130eP	Outdoor CTWH 130k Btu 7 GPM max w/Valve	14.76 x 33.86 x 22.05	71	0.26 GPM to 7 GPM 1l/min to 26 l/min	0.92/0.95	15,000	130,000	\$1,703
RU160IN	Indoor CTWH 160k Btu 9 GPM max w/Valve	14.76 x 33.86 x 22.05	73	0.26 GPM to 9 GPM 1l/min to 34 l/min	0.93/0.95	15,000	160,000	\$1,858
RU160IP	Indoor CTWH 160k Btu 9 GPM max w/Valve	14.76 x 33.86 x 22.05	73	0.26 GPM to 9 GPM 1l/min to 34 l/min	0.93/0.95	15,000	160,000	\$1,858
RU160eN	Outdoor CTWH 160k Btu 9 GPM max w/Valve	14.76 x 33.86 x 22.05	71	0.26 GPM to 9 GPM 1l/min to 34 l/min	0.93/0.96	15,000	160,000	\$1,858
RU160eP	Outdoor CTWH 160k Btu 9 GPM max w/Valve	14.76 x 33.86 x 22.05	71	0.26 GPM to 9 GPM 1l/min to 34 l/min	0.93/0.96	15,000	160,000	\$1,858

Rinnai®

SENSEI™ SE+ Series Condensing Tankless Water Heaters (Replaces Previous SE+ Series) Cont'd

Model Number	Product Description	Product Dimensions (W x H x D)	Shipping Weight (lbs)	Hot Water Capacity Range	UEF/EF	Min Heating Input (Btu/h)	Max Heating Input (Btu/h)	List Price (U.S.)
RU180iN	Indoor CTWH 180k Btu 10 GPM max w/Valve	14.76 x 33.86 x 22.05	74	0.26 GPM to 10 GPM 1l/min to 38 l/min	0.93/0.95	15,000	180,000	\$2,039
RU180iP	Indoor CTWH 180k Btu 10 GPM max w/Valve	14.76 x 33.86 x 22.05	74	0.26 GPM to 10 GPM 1l/min to 38 l/min	0.93/0.95	15,000	180,000	\$2,039
RU180eN	Outdoor CTWH 180k Btu 10 GPM max w/Valve	14.76 x 33.86 x 22.05	73	0.26 GPM to 10 GPM 1l/min to 38 l/min	0.93/0.96	15,000	180,000	\$2,039
RU180eP	Outdoor CTWH 180k Btu 10 GPM max w/Valve	14.76 x 33.86 x 22.05	73	0.26 GPM to 10 GPM 1l/min to 38 l/min	0.93/0.96	15,000	180,000	\$2,039
RU199iN	Indoor CTWH 199k Btu 11 GPM max w/Valve	14.76 x 33.86 x 22.05	74	0.26 GPM to 11 GPM 1l/min to 42 l/min	0.93/0.96	15,000	199,000	\$2,222
RU199iP	Indoor CTWH 199k Btu 11 GPM max w/Valve	14.76 x 33.86 x 22.05	74	0.26 GPM to 11 GPM 1l/min to 42 l/min	0.93/0.96	15,000	199,000	\$2,222
RU199eN	Outdoor CTWH 199k Btu 11 GPM max w/Valve	14.76 x 33.86 x 22.05	73	0.26 GPM to 11 GPM 1l/min to 42 l/min	0.93/0.96	15,000	199,000	\$2,222



SENSEI™ SE+ Series with ThermaCirc360™ Condensing Tankless Water Heaters (Replaces Previous SE+ Series) Cont'd



RUR199eP	Outdoor CTWH 199k Btu 11 GPM max w/Valve	14.76 x 33.86 x 22.05	73	0.26 GPM to 11 GPM 1l/min to 42l/min	0.93/0.96	15,000	199,000	\$2,222
SENSEI™ SE+ Series with ThermaCirc360™								
Model Number	Product Description	Product Dimensions (W x H x D)	Shipping Weight (lbs)	Hot Water Capacity Range	UEF/EF	Min Heating Input (Btu/h)	Max Heating Input (Btu/h)	List Price (U.S.)
RUR160iN	Indoor CTWH 160k Btu 9 GPM max pump valve; Includes Control-R™ Wi-Fi Module	14.76 x 33.86 x 22.05	83	0.26 GPM to 9 GPM 1l/min to 34l/min	0.93/0.95	15,000	160,000	\$2,434
RUR160iP	Indoor CTWH 160k Btu 9 GPM max pump valve; Includes Control-R™ Wi-Fi Module	14.76 x 33.86 x 22.05	83	0.26 GPM to 9 GPM 1l/min to 34l/min	0.93/0.95	15,000	160,000	\$2,434
RUR160eN	Outdoor CTWH 160k Btu 9 GPM max pump valve; Includes Control-R™ Wi-Fi Module	14.76 x 33.86 x 22.05	81	0.26 GPM to 9 GPM 1l/min to 34l/min	0.93/0.96	15,000	160,000	\$2,434
RUR160eP	Outdoor CTWH 160k Btu 9 GPM max pump valve; Includes Control-R™ Wi-Fi Module	14.76 x 33.86 x 22.05	81	0.26 GPM to 9 GPM 1l/min to 34l/min	0.93/0.96	15,000	160,000	\$2,434
RUR199iN	Indoor CTWH 199k Btu 11 GPM max pump valve; Includes Control-R™ Wi-Fi Module	14.76 x 33.86 x 22.05	84	0.26 GPM to 11 GPM 1l/min to 42l/min	0.93/0.96	15,000	199,000	\$2,767
RUR199iP	Indoor CTWH 199k Btu 11 GPM max pump valve; Includes Control-R™ Wi-Fi Module	14.76 x 33.86 x 22.05	84	0.26 GPM to 11 GPM 1l/min to 42l/min	0.93/0.96	15,000	199,000	\$2,767
RUR199eN	Outdoor CTWH 199k Btu 11 GPM max pump valve; Includes Control-R™ Wi-Fi Module	14.76 x 33.86 x 22.05	83	0.26 GPM to 11 GPM 1l/min to 42l/min	0.93/0.96	15,000	199,000	\$2,767
RUR199eP	Outdoor CTWH 199k Btu 11 GPM max pump valve; Includes Control-R™ Wi-Fi Module	14.76 x 33.86 x 22.05	83	0.26 GPM to 11 GPM 1l/min to 42l/min	0.93/0.96	15,000	199,000	\$2,767

NOTES:

- **Control-R™ Wi-Fi Module included with SENSEI™ RUR models.**
- Warranty may change depending on application and use. For complete warranty details, visit rinnai.us/warranty or call 1-800-621-9419.
- For residential applications, the heat exchanger warranty will be 15 years or 12,000 operation hours, whichever occurs first.
Note: From date of purchase, period of coverage is reduced to 8 years or 12,000 operation hours, whichever occurs first, if the Rinnai water heater temperature settings exceeds 160° F (71°C).
- The integrated controller has a 1 year warranty on parts.

Rinnai is continually updating and improving products; therefore, specifications and pricing are subject to change without prior notice. Local, state, provincial and federal and national fuel gas codes must be adhered to prior to installation. FOB Rinnai Georgia, Nevada and Pennsylvania.

ATTENTION! ¡ATENCIÓN!

**The Control-R™ Module
MUST BE INSTALLED!**

**¡El módulo Control-R™
debe instalarse
para controlar la recirculación!**

Failure to utilize controller may result
in excessive machine wear and
energy consumption.
No utilizar el controlador puede provocar
un desgaste excesivo de la máquina y un
consumo de energía.

Rinnai®

SENSEI™ Series for Commercial Applications (Replaces Previous C199)

Model Number	Product Description	Product Dimensions - Inches (W x H x D)	Product Weight (lbs)	Shipping Dimensions - Inches (W x H x D)	Shipping Weight (lbs)	Thermal Efficiency	List Price (U.S.)
CU199iN	Commercial Indoor CTWH 199k Btu 11 gpm max w/Valve	18 x 11.4 x 31.3	64	22.1 x 14.8 x 33.9	74	97%	\$2,426
CU199iP	Commercial Indoor CTWH 199k Btu 11 gpm max w/Valve	18 x 11.4 x 31.3	64	22.1 x 14.8 x 33.9	74	97%	\$2,426
CU199eN	Commercial Outdoor CTWH 199k Btu 11 gpm max w/Valve	18 x 11.4 x 28.4	64	22.1 x 14.8 x 33.9	72	97%	\$2,426
CU199eP	Commercial Outdoor CTWH 199k Btu 11 gpm max w/Valve	18 x 11.4 x 28.4	64	22.1 x 14.8 x 33.9	72	97%	\$2,426
CU160eN	Commercial Outdoor CTWH 160k Btu 9 gpm max w/Valve	18 x 11.4 x 28.4	62	22.1 x 14.8 x 33.9	71	97%	\$2,055
CU160eP	Commercial Outdoor CTWH 160k Btu 9 gpm max w/Valve	18 x 11.4 x 28.4	62	22.1 x 14.8 x 33.9	71	97%	\$2,055
CU160iN	Commercial Indoor CTWH 160k Btu 9 gpm max w/Valve	18 x 11.4 x 31.3	62	22.1 x 14.8 x 33.9	72	97%	\$2,055
CU160iP	Commercial Indoor CTWH 160k Btu 9 gpm max w/Valve	18 x 11.4 x 31.3	62	22.1 x 14.8 x 33.9	72	97%	\$2,055

NOTES:

- MCC-91 temperature controller included with commercial units.



SE Series (Condensing Models)

Model Number	Product Description	Product Dimensions - Inches (W x H x D)	Shipping Weight (lbs)	Hot Water Capacity Range	UEF/ Legacy EF	Min Heating Input (Btu/h)	Max Heating Input (Btu/h)	List Price (U.S.)
RUCS65iN	Indoor CTWH 160K Btu 6.5 GPM	14.5 x 34 x 22	63	0.26 GPM to 6.5 GPM 1l/min to 24.6 l/min	0.85/0.93	10,300	130,000	\$1,473
RUCS65iP	Indoor CTWH 160K Btu 6.5 GPM	14.5 x 34 x 22	63	0.26 GPM to 6.5 GPM 1l/min to 24.6 l/min	0.85/0.93	10,300	130,000	\$1,473
RUS65eN	Outdoor CTWH 160K Btu 6.5 GPM	14.5 x 34 x 22	62	0.26 GPM to 6.5 GPM 1l/min to 24.6 l/min	0.86/0.93	10,300	130,000	\$1,473
RUS65eP	Outdoor CTWH 160K Btu 6.5 GPM	14.5 x 34 x 22	62	0.26 GPM to 6.5 GPM 1l/min to 24.6 l/min	0.86/0.93	10,300	130,000	\$1,473
RUCS75iN	Indoor CTWH 160K Btu 7.5 GPM	14.5 x 34 x 22	63	0.26 GPM to 7.5 GPM 1l/min to 28.4 l/min	0.90/0.93	10,300	160,000	\$1,701
RUCS75iP	Indoor CTWH 160K Btu 7.5 GPM	14.5 x 34 x 22	63	0.26 GPM to 7.5 GPM 1l/min to 28.4 l/min	0.90/0.93	10,300	160,000	\$1,701
RUS75eN	Outdoor CTWH 160K Btu 7.5 GPM	14.5 x 34 x 22	63	0.26 GPM to 7.5 GPM 1l/min to 28.4 l/min	0.89/0.93	10,300	160,000	\$1,701
RUS75eP	Outdoor CTWH 160K Btu 7.5 GPM	14.5 x 34 x 22	63	0.26 GPM to 7.5 GPM 1l/min to 28.4 l/min	0.89/0.93	10,300	160,000	\$1,701

NOTES:

- All RUC Indoor units, with exception of RUCS, include an integrated MC-91-2US controller, 98° - 140°F. (Factory Setting 120°F) / RUCS has built-in status monitor.
- All RU Outdoor units, with exception of RUS, include an MC-91-2US controller in the box, 98° - 140°F. (Factory Setting 120°F) / RUS has built-in status monitor.



HE+ Series (Non-Condensing)

Model Number	Product Description	Product Dimensions - Inches (W x H x D)	Shipping Weight (lbs)	Hot Water Capacity Range	UEF/ Legacy EF	Min Heating Input (Btu/h)	Max Heating Input (Btu/h)	List Price (U.S.)
RL75iN	Indoor 180k Btu 7.5 GPM max w/Valve	13 x 31 x 17.5	49	0.26 GPM to 7.5 GPM 1l/min to 28.4l/min	0.81/0.82	10,300	180,000	\$1,503
RL75iP	Indoor 180k Btu 7.5 GPM max w/Valve	13 x 31 x 17.5	49	0.26 GPM to 7.5 GPM 1l/min to 28.4l/min	0.81/0.82	10,300	180,000	\$1,503
RL75eN	Outdoor 180k Btu 7.5 GPM max w/Valve	13 x 31 x 17.5	49	0.26 GPM to 7.5 GPM 1l/min to 28.4l/min	0.81/0.82	10,300	180,000	\$1,503
RL75eP	Outdoor 180k Btu 7.5 GPM max w/Valve	13 x 31 x 17.5	49	0.26 GPM to 7.5 GPM 1l/min to 28.4l/min	0.81/0.82	10,300	180,000	\$1,503
RL94iN	Indoor 199k Btu 9.4 GPM max w/ Valve	13 x 31 x 17.5	54	0.26 GPM to 9.8 GPM 1l/min to 37.1l/min	0.81/0.82	10,300	199,000	\$1,828
RL94iP	Indoor 190k Btu 9.4 GPM max w/ Valve	13 x 31 x 17.5	54	0.26 GPM to 9.8 GPM 1l/min to 37.1l/min	0.81/0.82	10,300	199,000	\$1,828
RLX94iN	Indoor 192k Btu 9.8 GPM max w/ Valve	13 x 31 x 17.5	55	0.26 GPM to 9.8 GPM 1l/min to 37.1l/min	0.82/0.82	10,300	192,000	\$1,828
RL94eN	Outdoor 199k Btu 9.4 GPM max w/Valve	13 x 31 x 17.5	54	0.26 GPM to 9.8 GPM 1l/min to 37.1l/min	0.81/0.82	10,300	199,000	\$1,828
RL94eP	Outdoor 190k Btu 9.4 GPM max w/Valve	13 x 31 x 17.5	54	0.26 GPM to 9.8 GPM 1l/min to 37.1l/min	0.81/0.82	10,300	199,000	\$1,828



HE Series (Non-Condensing)

Model Number	Product Description	Product Dimensions - Inches (W x H x D)	Shipping Weight (lbs)	Hot Water Capacity Range	UEF/ Legacy EF	Min Heating Input (Btu/h)	Max Heating Input (Btu/h)	List Price (U.S.)
V53DeN	Residential, Indoor, max. Btu 150,000, 6.3 GPM	13 x 30 x 17.5	50	0.26 GPM to 6.5 GPM 1l/min to 24.6 l/min	0.80/0.82	10,300	150,000	\$926
V53DeP	Residential, Indoor, max. Btu 150,000, 6.3 GPM	17.32 x 30.51 x 12.8	50	0.26 GPM to 6.5 GPM 1l/min to 24.6 l/min	0.80/0.82	10,300	150,000	\$926
V65iN	Residential, Outdoor, max. Btu 150,000, 6.3 GPM	13 x 30 x 17.5	47	0.26 GPM to 6.5 GPM 1l/min to 24.6 l/min	0.79/0.82	10,300	150,000	\$1,134
V65iP	Residential, Outdoor, max. Btu 150,000, 6.3 GPM	17.32 x 30.51 x 13	47	0.26 GPM to 6.5 GPM 1l/min to 24.6 l/min	0.79/0.82	10,300	150,000	\$1,134
V65eN	Residential, Indoor, max. Btu, 180,000, 7.5 GPM	13 x 30 x 17.5	50	0.26 GPM to 7.5 GPM 1l/min to 28.4 l/min	0.80/0.82	10,300	180,000	\$1,054
V65eP	Residential, Indoor, max. Btu, 180,000, 7.5 GPM	12.8 x 30.51 x 17.32	50	0.26 GPM to 7.5 GPM 1l/min to 28.4 l/min	0.81/0.82	10,300	180,000	\$1,054
V75iN	Residential, Outdoor, max. Btu, 180,000, 7.5 GPM	13 x 30 x 17.5	47	0.26 GPM to 7.5 GPM 1l/min to 28.4 l/min	0.81/0.82	10,300	180,000	\$1,385
V75iP	Residential, Outdoor, max. Btu, 180,000, 7.5 GPM	12.8 x 30.51 x 17.32	47	0.26 GPM to 7.5 GPM 1l/min to 28.4 l/min	0.81/0.82	10,300	180,000	\$1,385
V75eN	Residential, Indoor, max. Btu, 199,000, 9.8 GPM	13 x 30 x 17.5	50	0.26 GPM to 9.8 GPM 1l/min to 37.1 l/min	0.81/0.82	10,300	199,000	\$1,385
V75eP	Residential, Indoor, max. Btu, 199,000, 9.8 GPM	13 x 31 x 17.5	50	0.26 GPM to 9.8 GPM 1l/min to 37.1 l/min	0.81/0.82	10,300	199,000	\$1,385
V94iN	Residential, Indoor, max. Btu 192,000, 9.8 GPM	13 x 31 x 17.5	50	0.26 GPM to 9.8 GPM 1l/min to 37.1 l/min	0.82/0.82	10,300	192,000	\$1,626
V94iP	Residential, Outdoor, max. Btu, 199,000, 9.8 GPM	13 x 30 x 17.5	48	0.26 GPM to 9.8 GPM 1l/min to 37.1 l/min	0.81/0.82	10,300	199,000	\$1,626
V94XiN	Residential, Outdoor, max. Btu, 199,000, 9.8 GPM	13 x 30 x 17.5	48	0.26 GPM to 9.8 GPM 1l/min to 37.1 l/min	0.81/0.82	10,300	199,000	\$1,626
V94eN	Residential, Outdoor, max. Btu, 199,000, 9.8 GPM	13 x 30 x 17.5	48	0.26 GPM to 9.8 GPM 1l/min to 37.1 l/min	0.81/0.82	10,300	199,000	\$1,626
V94eP	Residential, Outdoor, max. Btu, 199,000, 9.8 GPM	13 x 30 x 17.5	48	0.26 GPM to 9.8 GPM 1l/min to 37.1 l/min	0.81/0.82	10,300	199,000	\$1,626

NOTES:

- V53 models only with status indicator; no controller



Accessories for Tankless Water Heaters

Controllers		
Product ID	Product Description	List Price (U.S.)
RWM101	Control-R™ Wi-Fi Module	\$155
MC-91-2S	Temperature Controller Silver	\$110
MC-91-2W	Temperature Controller White	\$110
MCC-91-2W	Commercial Temperature Controller White	\$148
BC-100V-1S	Bath Controller Silver	\$179
MC-100V-1S	Controller Silver (Limited Quantity)	\$158
NEW MC-601-BK	Controller MC-601, Black	\$110
NEW MC-601-W	Controller MC-601, White	\$110
NEW MCC-601-W	Commercial Controller, MCC-601, White	\$148
Demand Recirculation Accessories		
RWM101	Control-R™ Wi-Fi Module	\$155
MC-195T-US	Recirculation Timer & Temperature Controller	\$209
GTK15	Pump with Timer For Circ-Logic (SE+, HE+)	\$394
NEW 105000250	External Pump Harness	\$12
RWMPB01*	Control-R™ Wi-Fi Push Button (1PB)	\$62
RWMMS01	Control-R™ Wi-Fi Motion Sensor (IMS)	\$246
Demand Recirculation Kits for SE+ Series featuring ThermaCirc360™		
RWMKT01	Control-R™ Wireless Demand Recirculation Kit (Module, 1PB)	\$216
RWMKT03	Control-R™ Wireless Demand Recirculation (Module, 1PB)	\$476
Demand Recirculation Kits for HE+ and SE+ Series featuring Circ-Logic		
NEW HEPumpKitMC	HE+ Pump Kit with MC-195T (Dedicated & Cross-Over)	\$700
NEW HEPumpKitCR	HE+ Pump Kit with Control-R (Dedicated & Cross-Over)	\$700
NEW RWMGTK03	SE+ Pump & Control (GTK03 & Control-R WiFi)	\$476
RWMKT01P	Control-R™ Wireless Demand Recirculation (Pump Kit, 1PB)	\$647
RWMKT03P	Control-R™ Wireless Demand Recirculation (Pump Kit, 1PB, 1TS)	\$924
Other Accessories		
MIVK-T-LW	Isolation Valve Kit (excludes SENSEI™)	\$169
107000284	Isolation Valve Kit (SENSEI™)	\$134
NEW 107000450	Dedicated Return Valve	\$100
REU-PVA-4	Pressure Valve Activating (Legacy SE+, RUC)	\$86
804000074	Condensate Neutralizer Kit	\$105
809000114	Condensate Neutralizer Refill	\$37
103000038	ScaleCutter System	\$259
103000039	ScaleCutter Refill Cartridge	\$136
104000059	Freeze Protection, Drain Down Kit (SE, HE, HE+)	\$493
104000285	Freeze Protection, Drain Down Kit (SENSEI™)	\$739

- Stand alone venting / accessory orders require a \$2,000 minimum to qualify for (FFA) Full Freight Allowed. FOB Rinnai Georgia, Nevada, Pennsylvania.
- SENSEI™ Isolation Valve

Rinnai®

Accessories for Tankless Water Heaters (Cont'd)

Connection Cables		
REU-EZC-2*	EZConnect™ (2 Units) (SE+/SE/HE+/HE)	\$56
REU-MSB-M	Multi-Unit Control Kit (+2 Units) (MSB + Multi-Unit Cable) (SE/HE+/HE)	\$185
REU-MSB-C2	MSB Cable (+2 Units) (SE/HE+/HE)	\$81
REU-MSB-C1	Multi-unit Cable (+2 Units) (SE/HE+/HE)	\$57
REU-OPU3	BMS/Air Handler (Replaces 103000037) (SE+/SE/HE+/HE)	\$56
103000037	Domestic Priority Switch for Hydronic Air Handler (SE/HE+/HE)	\$34
REU-CSA-C1	Cascade harness 3m (Commercial)	\$44
REU-CSA-C2	Cascade harness 8m (Commercial)	\$81
Pipe Enclosures		
PCD07-SM	Pipe Cover for SE+	\$158
PCD07-EW	Pipe Cover for SE (Euro White)	\$158
PCD03-SM2	Pipe Cover for HE+	\$158
PCD03-EWV	Pipe Cover for HE (excludes V53De)	\$158
PCD01-EWV	Pipe Cover for V53De (Euro White)	\$148
PCD07-IB	Pipe Cover for Commercial (Indigo Black)	\$158
PCD07-SM-BP	Bottom Plate for SE+	\$45
PCD07-EW-BP	Bottom Plate for SE (Euro White)	\$45
PCD03-SM2-BP	Bottom Plate for HE+/HE/V53	\$45
PCD07-IB-BP	Bottom Plate for Commercial (Indigo Black)	\$62
Recess Boxes		
RGB-CTWH-4	Recess Box for Condensing Tankless (SENSEI™ SE+, SE Series, Commercial)	\$500
RGB-CTWH-3	Recess Box for Condensing SE Series (RUCS and RUS Models)	\$500
RGB-25U-C	Recess Box for HE, HE+ Series (excludes V53e Models)	\$207
RGB-20-U	Recess Box for V53e/V53De	\$207
RGB-CTWH-2	Recess Box for Legacy Condensing Models (KB and KBP Generation)	\$454
RGB-25U-MSAL-C	Universal Moisture Seal Recess Box for HE, HE+ Series (excludes V53e Models)	\$476
109000806	Replacement Door Kit (SENSEI™ SE+)	\$132
109000535	Replacement Door Kit for SE	\$112
109000824	Replacement Door Kit for V53De	\$112
NEW 109000375	RGB-25W Replacement Door Kit (for fitting R94/75LSe units into RGB-25W/MS recess boxes)	\$112
NEW 104000055	RGB-25MSW Replacement Door Kit (for fitting R94/R75LSe units into RGB-25MSW recess boxes)	\$112

NOTES:

- * Accessory cable used for Freeze Protection, BMS and Air Handler



Accessories for Tankless Water Heaters (Cont'd)

Conversion Kits (LP to NG or NG to LP) (Includes 2 Data Plates: 2 Orifices)		
103000078	Conversion Kit - RU180i	\$35
103000079	Conversion Kit - RU180e	\$35
103000080	Conversion Kit - RU160i, RUR160i, CU160i	\$35
103000081	Conversion Kit - RU160e, RUR160e, CU160e	\$35
103000076	Conversion Kit - RUR199i, RU199i, CU199i	\$35
103000077	Conversion Kit - RUR199e, RU199e, CU199e	\$35
103000082	Conversion Kit - RU130i	\$35
103000083	Conversion Kit - RU130e	\$35

